

Note: This report includes information through March 24 which is Week 27 of 32

Kyle Wong's Bowling Record - Team 10: High Jinx

Week No.	Bowling Date	Old Avg	Old HDCP	-			Total	HDCP Total	Pins Gms		---Average Change---			High Game	High Sers	HDCP Game	HDCP Sers		
				-1-	-2-	-3-			New	Old	---> +/-								
1	09/02/25	bk205	12	173	184	217	574	610	574	3	191.33	-	0.00	=	191.33	217	574	229	610
2	09/09/25	bk205	12	154	173	155	482	518	1056	6	176.00	-	191.33	=	-15.33	217	574	229	610
3	09/16/25	bk205	12	163	194	180	537	573	1593	9	177.00	-	176.00	=	1.00	217	574	229	610
4	09/23/25	195	20	213	175	215	603	663	2196	12	183.00	-	177.00	=	6.00	217	603	235	663
5	09/30/25	195	20	218	197	191	606	666	2802	15	186.80	-	183.00	=	3.80	218	606	238	666
6	10/14/25	195	20	207	226	231	664	724	3466	18	192.56	-	186.80	=	5.76	231	664	251	724
7	10/21/25	195	20	184	204	194	582	642	4048	21	192.76	-	192.56	=	0.21	231	664	251	724
8	10/28/25	195	20	158	202	177	537	597	4585	24	191.04	-	192.76	=	-1.72	231	664	251	724
9	11/04/25	195	20	173	200	209	582	642	5167	27	191.37	-	191.04	=	0.33	231	664	251	724
10	11/11/25	195	20	a195	a195	a195	585	645	5167	27	191.37	-	191.37	=	0.00	231	664	251	724
11	11/18/25	195	20	a195	a195	a195	585	645	5167	27	191.37	-	191.37	=	0.00	231	664	251	724
12	11/25/25	195	20	a195	a195	a195	585	645	5167	27	191.37	-	191.37	=	0.00	231	664	251	724
13	12/02/25	195	20	243	206	160	609	669	5776	30	192.53	-	191.37	=	1.16	243	664	263	724
14	12/09/25	195	20	171	196	191	558	618	6334	33	191.94	-	192.53	=	-0.59	243	664	263	724
15	12/16/25	195	20	177	167	191	535	595	6869	36	190.81	-	191.94	=	-1.13	243	664	263	724
16	01/06/26	195	20	159	189	222	570	630	7439	39	190.74	-	190.81	=	-0.06	243	664	263	724

End of 1st split

17	01/13/26	195	20	180	195	225	600	660	8039	42	191.40	-	190.74	=	0.66	243	664	263	724
18	01/20/26	195	20	167	215	212	594	654	8633	45	191.84	-	191.40	=	0.44	243	664	263	724
19	01/27/26	195	20	a195	a195	a195	585	645	8633	45	191.84	-	191.84	=	0.00	243	664	263	724
20	02/03/26	195	20	216	182	170	568	628	9201	48	191.69	-	191.84	=	-0.16	243	664	263	724
21	02/10/26	195	20	221	183	240	644	704	9845	51	193.04	-	191.69	=	1.35	243	664	263	724
22	02/17/26	195	20	148	162	188	498	558	10343	54	191.54	-	193.04	=	-1.50	243	664	263	724
23	02/24/26	195	20	165	205	194	564	624	10907	57	191.35	-	191.54	=	-0.19	243	664	263	724
24	03/03/26	195	20	234	167	218	619	679	11526	60	192.10	-	191.35	=	0.75	243	664	263	724
25	03/10/26	195	20	191	192	223	606	666	12132	63	192.57	-	192.10	=	0.47	243	664	263	724
26	03/17/26	195	20	173	201	254	628	688	12760	66	193.33	-	192.57	=	0.76	254	664	274	724
27	03/24/26	195	20	199	211	203	613	673	13373	69	193.81	-	193.33	=	0.48	254	664	274	724

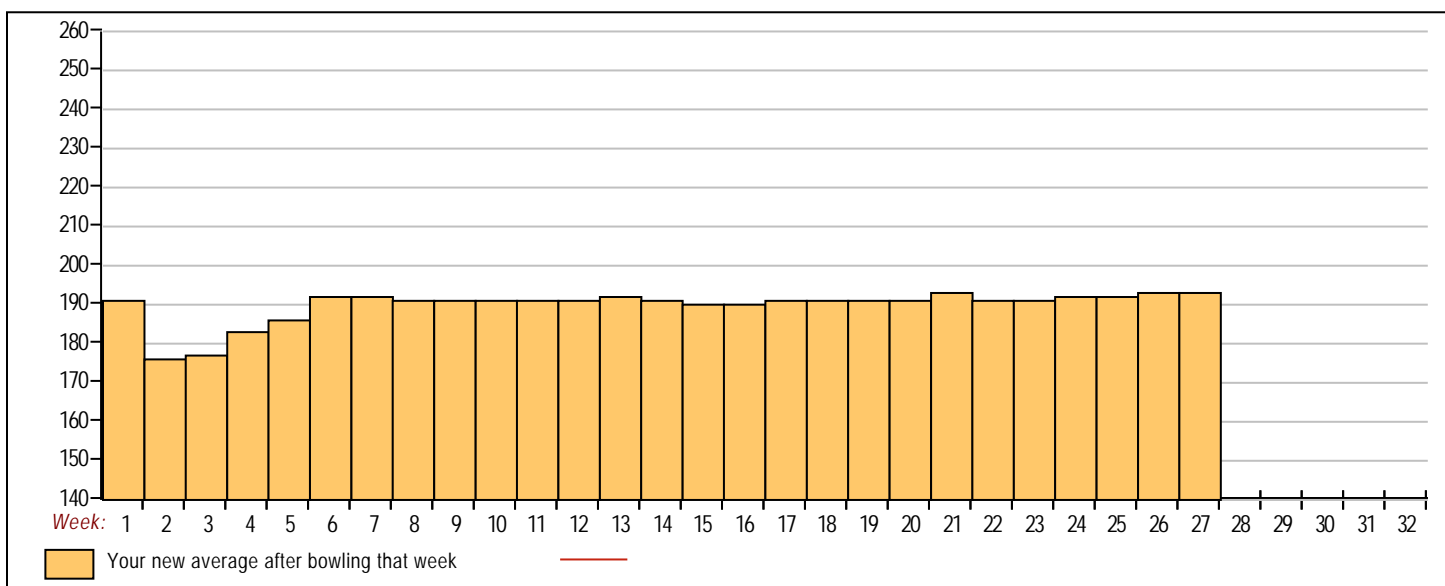


<u><100</u>	<u>100's</u>	<u>125's</u>	<u>150's</u>	<u>175's</u>	<u>200's</u>	<u>225's</u>	<u>250's</u>	<u>275's</u>	<u>300's</u>
		1	17	23	21	6	1		
<u><400</u>	<u>400's</u>	<u>450's</u>	<u>500's</u>	<u>550's</u>	<u>600's</u>	<u>650's</u>	<u>700's</u>	<u>750's</u>	<u>800's</u>
		2	3	8	9	1			

Avg of Game 1	Avg of Game 2	Avg of Game 3
186.39	192.43	202.61

High game of 254 on week 26 High series of 664 on week 6 High average of 193.81 after bowling week 27
 Low game of 148 on week 22 Low series of 482 on week 2 Low average of 176.00 after bowling week 2

High Scores by Game
 Game #1: 243 on week 13 Game #2: 226 on week 6 Game #3: 254 on week 26



Note: This report includes information through March 24 which is Week 27 of 32

Warren Leung's Bowling Record - Team 10: High Jinx

Week No.	Bowling Date	Old Avg	Old HDCP	-			Total	HDCP Total	Pins	Gms	---Average Change---			High Game	High Sers	HDCP Game	HDCP Sers		
				-1-	-2-	-3-					New	Old	---> +/-						
1	09/02/25	bk210	8	215	172	247	634	658	634	3	211.33	-	0.00	=	211.33	247	634	255	658
2	09/09/25	bk210	8	204	268	177	649	673	1283	6	213.83	-	211.33	=	2.50	268	649	276	673
3	09/16/25	bk210	8	178	161	183	522	546	1805	9	200.56	-	213.83	=	-13.28	268	649	276	673
4	09/23/25	200	16	258	226	201	685	733	2490	12	207.50	-	200.56	=	6.94	268	685	276	733
5	09/30/25	207	10	207	157	190	554	584	3044	15	202.93	-	207.50	=	-4.57	268	685	276	733
6	10/14/25	202	14	217	183	178	578	620	3622	18	201.22	-	202.93	=	-1.71	268	685	276	733
7	10/21/25	201	15	199	187	224	610	655	4232	21	201.52	-	201.22	=	0.30	268	685	276	733
8	10/28/25	201	15	a201	a201	a201	603	648	4232	21	201.52	-	201.52	=	0.00	268	685	276	733
9	11/04/25	201	15	187	246	161	594	639	4826	24	201.08	-	201.52	=	-0.44	268	685	276	733
10	11/11/25	201	15	211	175	179	565	610	5391	27	199.67	-	201.08	=	-1.42	268	685	276	733
11	11/18/25	200	16	268	184	217	669	717	6060	30	202.00	-	199.67	=	2.33	268	685	284	733
12	11/25/25	202	14	171	258	244	673	715	6733	33	204.03	-	202.00	=	2.03	268	685	284	733
13	12/02/25	204	12	267	168	210	645	681	7378	36	204.94	-	204.03	=	0.91	268	685	284	733
14	12/09/25	204	12	203	210	194	607	643	7985	39	204.74	-	204.94	=	-0.20	268	685	284	733
15	12/16/25	204	12	216	193	212	621	657	8606	42	204.90	-	204.74	=	0.16	268	685	284	733
16	01/06/26	204	12	a204	a204	a204	612	648	8606	42	204.90	-	204.90	=	0.00	268	685	284	733

End of 1st split

17	01/13/26	204	0				0	0	8606	42	204.90	-	204.90	=	0.00	268	685	284	733
18	01/20/26	204	12	a204	a204	a204	612	648	8606	42	204.90	-	204.90	=	0.00	268	685	284	733
19	01/27/26	204	12	215	223	240	678	714	9284	45	206.31	-	204.90	=	1.41	268	685	284	733
20	02/03/26	206	11	191	212	212	615	648	9899	48	206.23	-	206.31	=	-0.08	268	685	284	733
21	02/10/26	206	11	223	179	145	547	580	10446	51	204.82	-	206.23	=	-1.41	268	685	284	733
22	02/17/26	204	12	212	196	269	677	713	11123	54	205.98	-	204.82	=	1.16	269	685	284	733
23	02/24/26	205	12	184	210	236	630	666	11753	57	206.19	-	205.98	=	0.21	269	685	284	733
24	03/03/26	206	11	203	249	238	690	723	12443	60	207.38	-	206.19	=	1.19	269	690	284	733
25	03/10/26	207	10	168	245	248	661	691	13104	63	208.00	-	207.38	=	0.62	269	690	284	733
26	03/17/26	208	9	198	210	209	617	644	13721	66	207.89	-	208.00	=	-0.11	269	690	284	733
27	03/24/26	207	10	218	228	199	645	675	14366	69	208.20	-	207.89	=	0.31	269	690	284	733

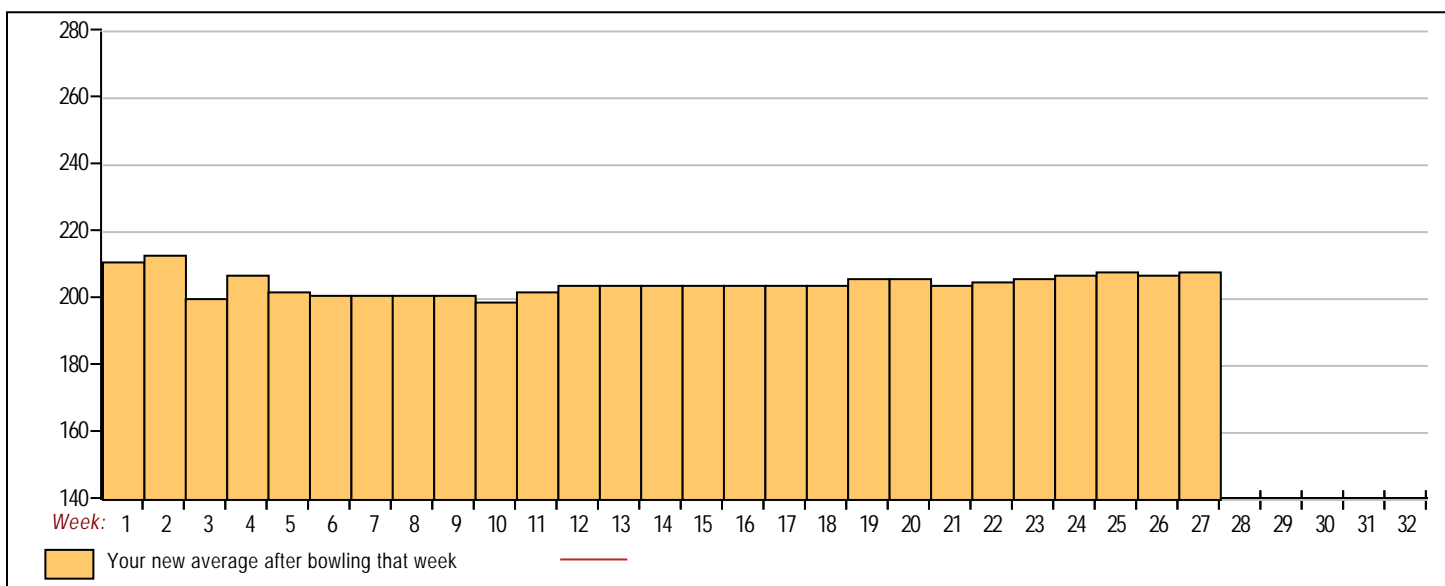


<100	100's	125's	150's	175's	200's	225's	250's	275's	300's
		1	7	20	24	11	6		
<400	400's	450's	500's	550's	600's	650's	700's	750's	800's
			2	4	10	7			

Avg of Game 1	Avg of Game 2	Avg of Game 3
209.26	206.09	209.26

High game of 269 on week 22 High series of 690 on week 24 High average of 213.83 after bowling week 2
 Low game of 145 on week 21 Low series of 522 on week 3 Low average of 199.67 after bowling week 10

High Scores by Game
 Game #1: 268 on week 11 Game #2: 268 on week 2 Game #3: 269 on week 22



Note: This report includes information through March 24 which is Week 27 of 32

Tony Tsui's Bowling Record - Team 10: High Jinx

Week No.	Bowling Date	Old Avg	Old HDCP	-1- -2- -3-			Total	HDCP Total	Pins	Gms	---Average Change---			High Game	High Sers	HDCP Game	HDCP Sers
											New - Old	---> +/-					
1	09/02/25	bk221	0	246	211	268	725	725	725	3	241.67	- 0.00	= 241.67	268	725	268	725
2	09/09/25	bk221	0				0	0	725	3	241.67	- 241.67	= 0.00	268	725	268	725
3	09/16/25	bk221	0	245	274	227	746	746	1471	6	245.17	- 241.67	= 3.50	274	746	274	746
4	09/23/25	bk221	0	245	195	257	697	697	2168	9	240.89	- 245.17	= -4.28	274	746	274	746
5	09/30/25	240	0	258	225	242	725	725	2893	12	241.08	- 240.89	= 0.19	274	746	274	746
6	10/14/25	241	0	202	236	245	683	683	3576	15	238.40	- 241.08	= -2.68	274	746	274	746
7	10/21/25	238	0	299	194	200	693	693	4269	18	237.17	- 238.40	= -1.23	299	746	299	746
8	10/28/25	237	0	a237	a237	a237	711	711	4269	18	237.17	- 237.17	= 0.00	299	746	299	746
9	11/04/25	237	0	a237	a237	a237	711	711	4269	18	237.17	- 237.17	= 0.00	299	746	299	746
10	11/11/25	237	0	246	219	237	702	702	4971	21	236.71	- 237.17	= -0.45	299	746	299	746
11	11/18/25	236	0	254	257	279	790	790	5761	24	240.04	- 236.71	= 3.33	299	790	299	790
12	11/25/25	240	0	236	245	208	689	689	6450	27	238.89	- 240.04	= -1.15	299	790	299	790
13	12/02/25	238	0	244	255	182	681	681	7131	30	237.70	- 238.89	= -1.19	299	790	299	790
14	12/09/25	237	0	227	244	258	729	729	7860	33	238.18	- 237.70	= 0.48	299	790	299	790
15	12/16/25	238	0	218	265	198	681	681	8541	36	237.25	- 238.18	= -0.93	299	790	299	790
16	01/06/26	237	0	173	155	201	529	529	9070	39	232.56	- 237.25	= -4.69	299	790	299	790

End of 1st split

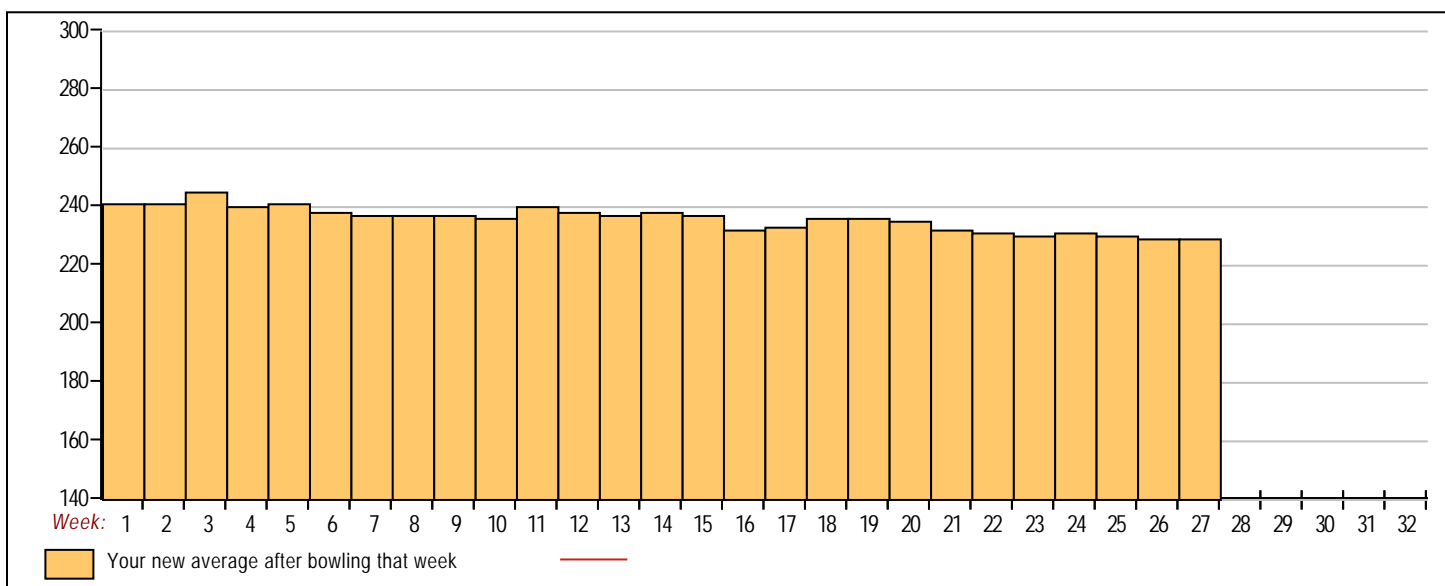
17	01/13/26	232	0	257	248	247	752	752	9822	42	233.86	- 232.56	= 1.29	299	790	299	790
18	01/20/26	233	0	265	290	258	813	813	10635	45	236.33	- 233.86	= 2.48	299	813	299	813
19	01/27/26	236	0	226	246	244	716	716	11351	48	236.48	- 236.33	= 0.15	299	813	299	813
20	02/03/26	236	0	214	240	205	659	659	12010	51	235.49	- 236.48	= -0.99	299	813	299	813
21	02/10/26	235	0	158	173	227	558	558	12568	54	232.74	- 235.49	= -2.75	299	813	299	813
22	02/17/26	232	0	204	183	237	624	624	13192	57	231.44	- 232.74	= -1.30	299	813	299	813
23	02/24/26	231	0	194	236	225	655	655	13847	60	230.78	- 231.44	= -0.66	299	813	299	813
24	03/03/26	230	0	165	279	289	733	733	14580	63	231.43	- 230.78	= 0.65	299	813	299	813
25	03/10/26	231	0	183	258	215	656	656	15236	66	230.85	- 231.43	= -0.58	299	813	299	813
26	03/17/26	230	0	205	199	183	587	587	15823	69	229.32	- 230.85	= -1.53	299	813	299	813
27	03/24/26	229	0	228	237	235	700	700	16523	72	229.49	- 229.32	= 0.17	299	813	299	813

<100	100's	125's	150's	175's	200's	225's	250's	275's	300's
			5	9	12	28	13	5	
<400	400's	450's	500's	550's	600's	650's	700's	750's	800's
			1	2	1	9	8	2	1

Avg of Game 1	Avg of Game 2	Avg of Game 3
224.67	231.83	231.96

High game of 299 on week 7 High series of 813 on week 18 High average of 245.17 after bowling week 3
 Low game of 155 on week 16 Low series of 529 on week 16 Low average of 229.32 after bowling week 26

High Scores by Game
 Game #1: 299 on week 7 Game #2: 290 on week 18 Game #3: 289 on week 24



Note: This report includes information through March 24 which is Week 27 of 32

Steven Ting's Bowling Record - Team 10: High Jinx

Week No.	Bowling Date	Old Avg	Old HDCP	-1-	-2-	-3-	Total	HDCP Total	Pins	Gms	---Average Change---			High Game	High Sers	HDCP Game	HDCP Sers		
											New - Old	--->	+/-						
1	09/02/25	0	0				0	0	0	0	-	0.00	=	0.00	0	0			
2	09/09/25	bk188	25	204	200	168	572	647	572	3	190.67	-	0.00	=	190.67	204	572	229	647
3	09/16/25	bk188	0				0	0	572	3	190.67	-	190.67	=	0.00	204	572	229	647
4	09/23/25	bk188	0				0	0	572	3	190.67	-	190.67	=	0.00	204	572	229	647
5	09/30/25	bk188	0				0	0	572	3	190.67	-	190.67	=	0.00	204	572	229	647
6	10/14/25	bk188	0				0	0	572	3	190.67	-	190.67	=	0.00	204	572	229	647
7	10/21/25	bk188	0				0	0	572	3	190.67	-	190.67	=	0.00	204	572	229	647
8	10/28/25	bk188	0				0	0	572	3	190.67	-	190.67	=	0.00	204	572	229	647
9	11/04/25	bk188	0				0	0	572	3	190.67	-	190.67	=	0.00	204	572	229	647
10	11/11/25	bk188	0				0	0	572	3	190.67	-	190.67	=	0.00	204	572	229	647
11	11/18/25	bk188	0				0	0	572	3	190.67	-	190.67	=	0.00	204	572	229	647
12	11/25/25	bk188	0				0	0	572	3	190.67	-	190.67	=	0.00	204	572	229	647
13	12/02/25	bk188	0				0	0	572	3	190.67	-	190.67	=	0.00	204	572	229	647
14	12/09/25	bk188	0				0	0	572	3	190.67	-	190.67	=	0.00	204	572	229	647
15	12/16/25	bk188	0				0	0	572	3	190.67	-	190.67	=	0.00	204	572	229	647
16	01/06/26	bk188	0				0	0	572	3	190.67	-	190.67	=	0.00	204	572	229	647

End of 1st split

17	01/13/26	bk188	0				0	0	572	3	190.67	-	190.67	=	0.00	204	572	229	647
18	01/20/26	bk188	0				0	0	572	3	190.67	-	190.67	=	0.00	204	572	229	647
19	01/27/26	bk188	0				0	0	572	3	190.67	-	190.67	=	0.00	204	572	229	647
20	02/03/26	bk188	0				0	0	572	3	190.67	-	190.67	=	0.00	204	572	229	647
21	02/10/26	bk188	0				0	0	572	3	190.67	-	190.67	=	0.00	204	572	229	647
22	02/17/26	bk188	0				0	0	572	3	190.67	-	190.67	=	0.00	204	572	229	647
23	02/24/26	bk188	0				0	0	572	3	190.67	-	190.67	=	0.00	204	572	229	647
24	03/03/26	bk188	0				0	0	572	3	190.67	-	190.67	=	0.00	204	572	229	647
25	03/10/26	bk188	0				0	0	572	3	190.67	-	190.67	=	0.00	204	572	229	647
26	03/17/26	bk188	0				0	0	572	3	190.67	-	190.67	=	0.00	204	572	229	647
27	03/24/26	bk188	25				0	0	572	3	190.67	-	190.67	=	0.00	204	572	229	647



<u><100</u>	<u>100's</u>	<u>125's</u>	<u>150's</u>	<u>175's</u>	<u>200's</u>	<u>225's</u>	<u>250's</u>	<u>275's</u>	<u>300's</u>
			1		2				
<u><400</u>	<u>400's</u>	<u>450's</u>	<u>500's</u>	<u>550's</u>	<u>600's</u>	<u>650's</u>	<u>700's</u>	<u>750's</u>	<u>800's</u>
				1					

<u>Avg of Game 1</u>	<u>Avg of Game 2</u>	<u>Avg of Game 3</u>
204.00	200.00	168.00

High game of 204 on week 2 High series of 572 on week 2 High average of 190.67 after bowling week 2
 Low game of 168 on week 2 Low series of 572 on week 2 Low average of 190.67 after bowling week 2

High Scores by Game
 Game #1: 204 on week 2 Game #2: 200 on week 2 Game #3: 168 on week 2

