

Note: This report includes information through January 7 which is Week 17 of 33

Nicole Arima's Bowling Record - Team 27: Team 27

Week No.	Bowling Date	Old Avg	Old HDCP	-1-	-2-	-3-	Total	HDCP Total	Pins	Gms	---Average Change---			High Game	High Sers	HDCP Game	HDCP Sers
											New - Old	--->	+/-				
1	09/03/25	112	86	78	125	133	336	594	336	3	112.00	-	0.00	= 112.00	133	336	
----- Week 2 was bowled after week 5 -----																	
2	09/10/25	108	89	78	94	100	272	539	608	6	112.00	-	0.00	= 112.00	133	336	
3	09/17/25	108	89	111	110	95	316	583	924	9	108.67	-	112.00	= -3.33	133	336	
4	09/24/25	104	92	76	129	87	292	568	1216	12	104.89	-	108.67	= -3.78	133	336	
Scores were bowled after week 5 for weeks: 2																	
5	10/01/25	104	92	98	155	107	360	636	1576	15	105.07	-	104.89	= 0.18	155	360	247 636
6	10/08/25	105	92	75	102	80	257	533	1833	18	101.83	-	105.07	= -3.23	155	360	247 636
7	10/15/25	101	95	97	108	116	321	606	2154	21	102.57	-	101.83	= 0.74	155	360	247 636
8	10/22/25	102	94	107	81	68	256	538	2410	24	100.42	-	102.57	= -2.15	155	360	247 636
9	10/29/25	100	0				0	0	2410	24	100.42	-	100.42	= 0.00	155	360	247 636
10	11/05/25	100	96	80	86	94	260	548	2670	27	98.89	-	100.42	= -1.53	155	360	247 636
11	11/12/25	98	97	95	132	123	350	641	3020	30	100.67	-	98.89	= 1.78	155	360	247 641
12	11/19/25	100	96	97	97	88	282	570	3302	33	100.06	-	100.67	= -0.61	155	360	247 641
13	11/26/25	100	96	109	88	83	280	568	3582	36	99.50	-	100.06	= -0.56	155	360	247 641
14	12/03/25	99	96	81	152	127	360	648	3942	39	101.08	-	99.50	= 1.58	155	360	248 648
15	12/10/25	101	95	92	87	143	322	607	4264	42	101.52	-	101.08	= 0.45	155	360	248 648
16	12/17/25	101	95	a101	a101	a101	303	588	4264	42	101.52	-	101.52	= 0.00	155	360	248 648

End of 1st split

17	01/07/26	101	95	93	100	119	312	597	4576	45	101.69	-	101.52	= 0.17	155	360	248 648
----	----------	-----	----	----	-----	-----	-----	-----	------	----	--------	---	--------	--------	-----	-----	---------

<100	100's	125's	150's	175's	200's	225's	250's	275's	300's
25	12	6	2						
<400	400's	450's	500's	550's	600's	650's	700's	750's	800's
15									

Avg of Game 1	Avg of Game 2	Avg of Game 3
91.13	109.73	104.20

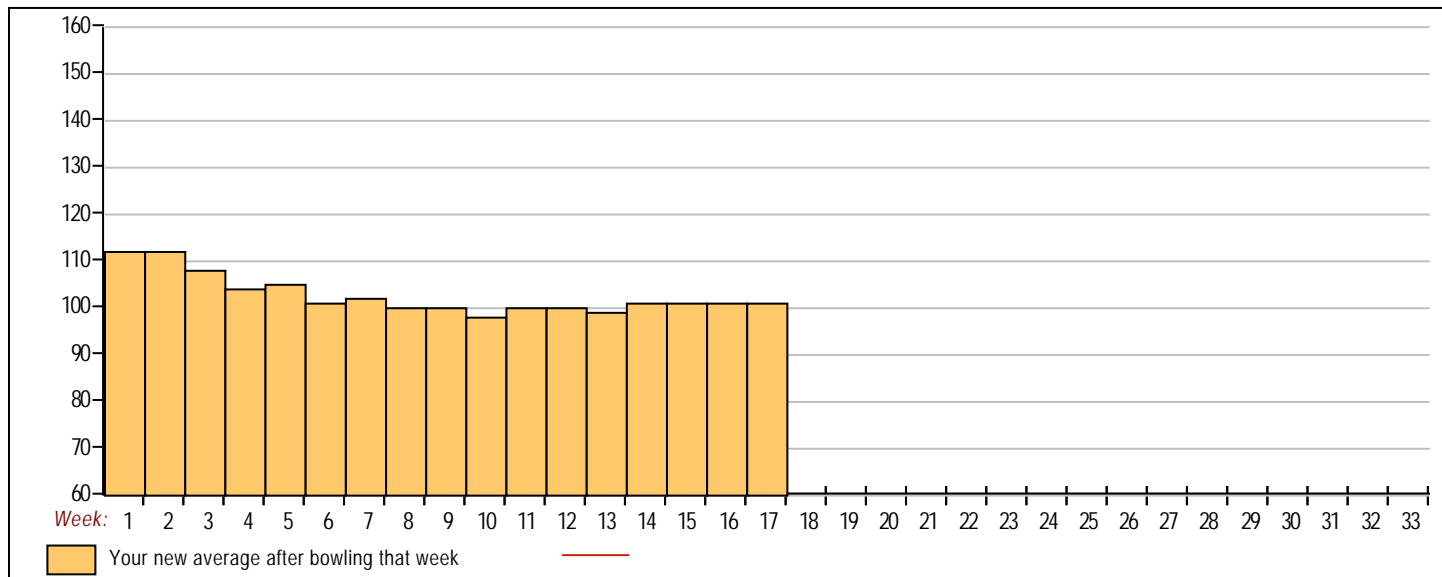
High game of 155 on week 5
Low game of 68 on week 8

High series of 360 on week 5
Low series of 256 on week 8

High average of 112.00 after bowling week 1
Low average of 98.89 after bowling week 10

High Scores by Game

Game #1: 111 on week 3 Game #2: 155 on week 5 Game #3: 143 on week 15



Note: This report includes information through January 7 which is Week 17 of 33

Christopher Rojo's Bowling Record - Team 27: Team 27

Week No.	Bowling Date	Old Avg	Old HDCP	-1-	-2-	-3-	Total	HDCP Total	Pins	Gms	---Average Change---				High Game	High Sers	HDCP Game	HDCP Sers	
											New - Old	----	+/-						
1	09/03/25	bk136	0				0	0	0	0	-	0.00	=	0.00	0	0			
----- Week 2 was bowled after week 5 -----																			
2	09/10/25	138	65	113	125	118	356	551	356	3	-	0.00	=	0.00	125	356	192	557	
3	09/17/25	bk136	67	127	146	171	444	645	800	6	148.00	-	0.00	=	148.00	171	444	238	645
4	09/24/25	bk136	67	134	142	129	405	606	1205	9	141.50	-	148.00	=	-6.50	171	444	238	645
Scores were bowled after week 5 for weeks: 2																			
5	10/01/25	bk136	67	99	162	139	400	601	1605	12	133.75	-	141.50	=	-7.75	171	444	238	645
6	10/08/25	133	69	123	152	190	465	672	2070	15	138.00	-	133.75	=	4.25	190	465	259	672
7	10/15/25	138	65	164	170	166	500	695	2570	18	142.78	-	138.00	=	4.78	190	500	259	695
8	10/22/25	142	62	178	136	169	483	669	3053	21	145.38	-	142.78	=	2.60	190	500	259	695
9	10/29/25	145	60	124	121	147	392	572	3445	24	143.54	-	145.38	=	-1.84	190	500	259	695
10	11/05/25	143	61	123	130	146	399	582	3844	27	142.37	-	143.54	=	-1.17	190	500	259	695
11	11/12/25	142	62	171	147	164	482	668	4326	30	144.20	-	142.37	=	1.83	190	500	259	695
12	11/19/25	144	60	120	126	148	394	574	4720	33	143.03	-	144.20	=	-1.17	190	500	259	695
13	11/26/25	143	61	109	132	107	348	531	5068	36	140.78	-	143.03	=	-2.25	190	500	259	695
14	12/03/25	140	64	131	187	178	496	688	5564	39	142.67	-	140.78	=	1.89	190	500	259	695
15	12/10/25	142	62	181	132	143	456	642	6020	42	143.33	-	142.67	=	0.67	190	500	259	695
16	12/17/25	143	61	200	236	143	579	762	6599	45	146.64	-	143.33	=	3.31	236	579	297	762

End of 1st split

17	01/07/26	146	59	135	138	152	425	602	7024	48	146.33	-	146.64	=	-0.31	236	579	297	762
----	----------	-----	----	-----	-----	-----	-----	-----	------	----	--------	---	--------	---	-------	-----	-----	-----	-----

<100	100's	125's	150's	175's	200's	225's	250's	275's	300's
1	9	21	10	5	1	1			
<400	400's	450's	500's	550's	600's	650's	700's	750's	800's
5	4	5	1	1					

Avg of Game 1 Avg of Game 2 Avg of Game 3

139.50

148.88

150.63

High game of 236 on week 16

Low game of 99 on week 5

High series of 579 on week 16

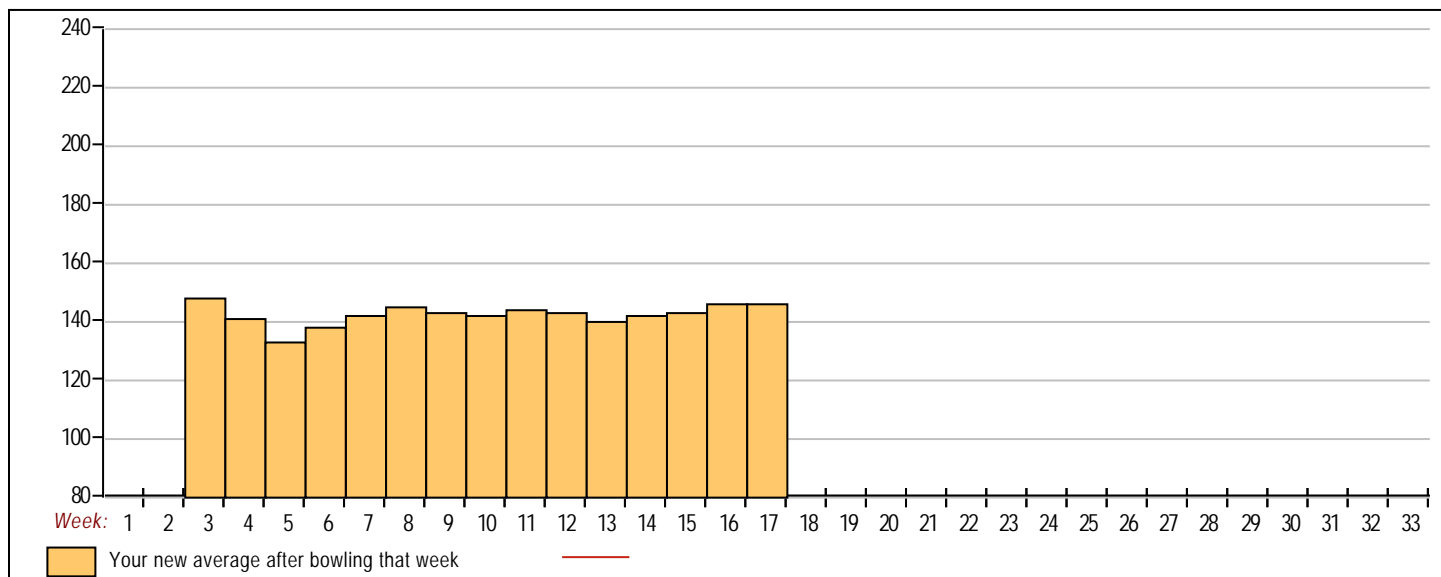
Low series of 348 on week 13

High average of 148.00 after bowling week 3

Low average of 133.75 after bowling week 5

High Scores by Game

Game #1: 200 on week 16 Game #2: 236 on week 16 Game #3: 190 on week 6



Note: This report includes information through January 7 which is Week 17 of 33

Eric Dominguez's Bowling Record - Team 27: Team 27

Week No.	Bowling Date	Old Avg	Old HDCP	-1-	-2-	-3-	Total	HDCP Total	Pins	Gms	---Average Change---			New - Old ---> +/-	High Game	High Sers	HDCP Game	HDCP Sers
1	09/03/25	bk163	45	170	117	128	415	550	415	3	138.33	-	0.00	= 138.33	170	415	215	550
----- Week 2 was bowled after week 5 -----																		
2	09/10/25	bk163	45	167	178	146	491	626	906	6	138.33	-	0.00	= 138.33	178	491	223	626
3	09/17/25	bk163	45	178	194	199	571	706	1477	9	164.33	-	138.33	= 26.00	199	571	244	706
4	09/24/25	bk163	0				0	0	1477	9	164.33	-	164.33	= 0.00	199	571	244	706
Scores were bowled after week 5 for weeks: 2																		
5	10/01/25	bk163	0				0	0	1477	9	164.11	-	164.33	= -0.22	199	571	244	706
6	10/08/25	164	44	168	170	160	498	630	1975	12	164.58	-	164.11	= 0.47	199	571	244	706
7	10/15/25	164	44	200	178	226	604	736	2579	15	171.93	-	164.58	= 7.35	226	604	270	736
8	10/22/25	171	39	210	158	171	539	656	3118	18	173.22	-	171.93	= 1.29	226	604	270	736
9	10/29/25	173	37	164	154	170	488	599	3606	21	171.71	-	173.22	= -1.51	226	604	270	736
10	11/05/25	171	0				0	0	3606	21	171.71	-	171.71	= 0.00	226	604	270	736
11	11/12/25	171	39	123	135	148	406	523	4012	24	167.17	-	171.71	= -4.55	226	604	270	736
12	11/19/25	167	42	154	171	168	493	619	4505	27	166.85	-	167.17	= -0.31	226	604	270	736
13	11/26/25	166	0				0	0	4505	27	166.85	-	166.85	= 0.00	226	604	270	736
14	12/03/25	166	43	a166	a166	a166	498	627	4505	27	166.85	-	166.85	= 0.00	226	604	270	736
15	12/10/25	166	43	a166	a166	a166	498	627	4505	27	166.85	-	166.85	= 0.00	226	604	270	736
16	12/17/25	166	43	153	153	149	455	584	4960	30	165.33	-	166.85	= -1.52	226	604	270	736

End of 1st split

17	01/07/26	165	44	183	229	205	617	749	5577	33	169.00	-	165.33	= 3.67	229	617	273	749
----	----------	-----	----	-----	-----	-----	-----	-----	------	----	--------	---	--------	--------	-----	-----	-----	-----

<100	100's	125's	150's	175's	200's	225's	250's	275's	300's
	2	5	15	6	3	2			
<400	400's	450's	500's	550's	600's	650's	700's	750's	800's
	2	5	1	1	2				

Avg of Game 1	Avg of Game 2	Avg of Game 3
170.00	167.00	170.00

High game of 229 on week 17

Low game of 117 on week 1

High series of 617 on week 17

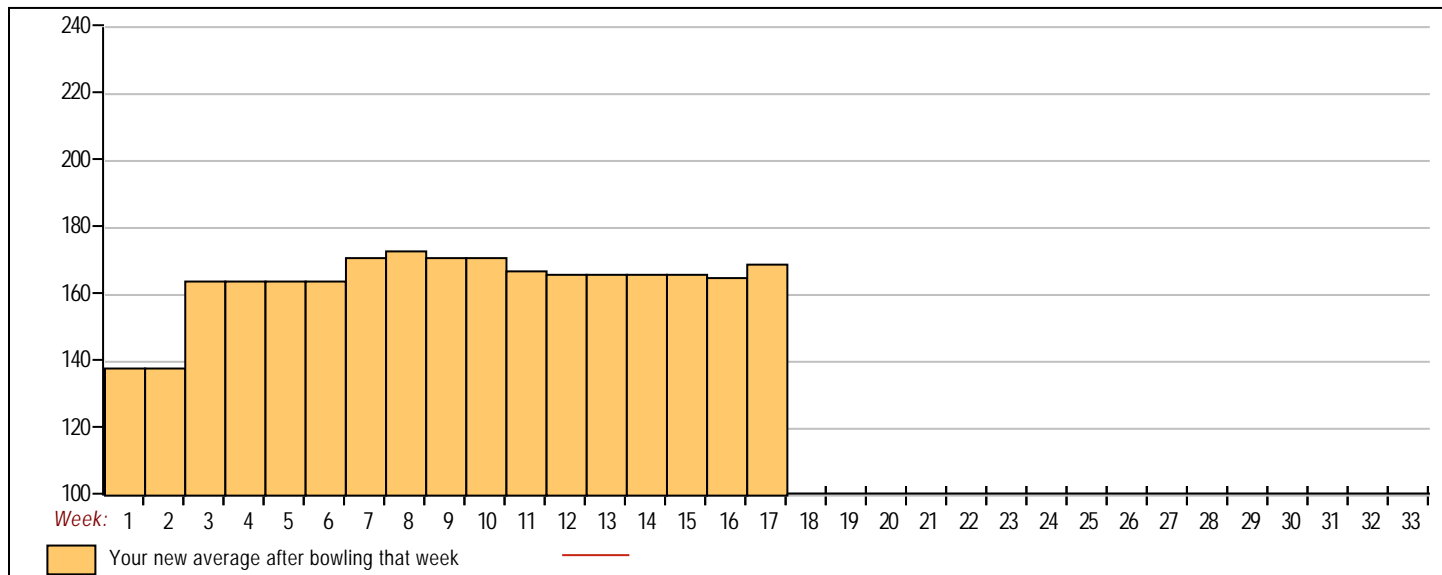
Low series of 406 on week 11

High average of 173.22 after bowling week 8

Low average of 138.33 after bowling week 1

High Scores by Game

Game #1: 210 on week 8 Game #2: 229 on week 17 Game #3: 226 on week 7



Note: This report includes information through January 7 which is Week 17 of 33

Christian Rojo's Bowling Record - Team 27: Team 27

Week No.	Bowling Date	Old Avg	Old HDCP	-1-	-2-	-3-	Total	HDCP Total	Pins	Gms	---Average Change---				High Game	High Sers	HDCP Game	HDCP Sers
											New	Old	---	+/				
1	09/03/25	119	80	91	139	128	358	598	358	3	119.33	-	0.00	=	119.33	139	358	
2	09/10/25	119	0				0	0	358	3	119.33	-	119.33	=	0.00	139	358	
3	09/17/25	119	0				0	0	358	3	119.33	-	119.33	=	0.00	139	358	
4	09/24/25	119	0				0	0	358	3	119.33	-	119.33	=	0.00	139	358	
5	10/01/25	119	0				0	0	358	3	119.33	-	119.33	=	0.00	139	358	
6	10/08/25	119	0				0	0	358	3	119.33	-	119.33	=	0.00	139	358	
7	10/15/25	119	0				0	0	358	3	119.33	-	119.33	=	0.00	139	358	
8	10/22/25	119	0				0	0	358	3	119.33	-	119.33	=	0.00	139	358	
9	10/29/25	129	72	118	188	110	416	632	774	6	129.00	-	119.33	=	9.67	188	416	
10	11/05/25	129	0				0	0	774	6	129.00	-	129.00	=	0.00	188	416	
11	11/12/25	129	0				0	0	774	6	129.00	-	129.00	=	0.00	188	416	
12	11/19/25	129	0				0	0	774	6	129.00	-	129.00	=	0.00	188	416	
13	11/26/25	132	70	160	121	133	414	624	1188	9	132.00	-	129.00	=	3.00	188	416	
14	12/03/25	132	0				0	0	1188	9	132.00	-	132.00	=	0.00	188	416	
15	12/10/25	132	0				0	0	1188	9	132.00	-	132.00	=	0.00	188	416	
16	12/17/25	132	0				0	0	1188	9	132.00	-	132.00	=	0.00	188	416	

End of 1st split

17	01/07/26	132	70				0	0	1188	9	132.00	-	132.00	=	0.00	188	416
----	----------	-----	----	--	--	--	---	---	------	---	--------	---	--------	---	------	-----	-----

<100	100's	125's	150's	175's	200's	225's	250's	275's	300's
1	3	3	1	1					
<400	400's	450's	500's	550's	600's	650's	700's	750's	800's
1	2								

Avg of Game 1	Avg of Game 2	Avg of Game 3
123.00	149.33	123.67

High game of 188 on week 9

Low game of 91 on week 1

High series of 416 on week 9

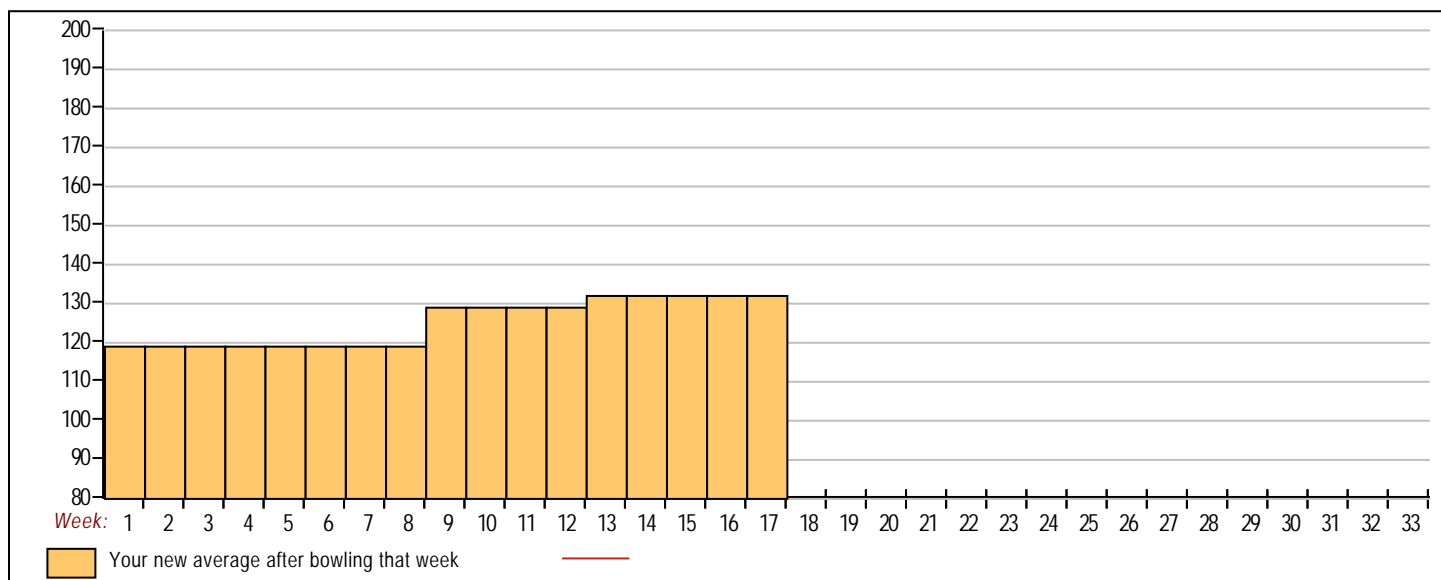
Low series of 358 on week 1

High average of 132.00 after bowling week 13

Low average of 119.33 after bowling week 1

High Scores by Game

Game #1: 160 on week 13 Game #2: 188 on week 9 Game #3: 133 on week 13



Friendly Trios

Classic Bowling Center

Note: This report includes information through January 7 which is Week 17 of 33

Aaron Abueg's Bowling Record - Team 27: Team 27

Week No.	Bowling Date	Old Avg	Old HDCP	-1-	-2-	-3-	Total	HDCP Total	Pins	Gms	---Average Change---			High Game	High Sers	HDCP Game	HDCP Sers
											New	Old	---> +/-				
1	09/03/25	0	0				0	0	0	0	-	0.00	= 0.00	0	0		
2	09/10/25	0	0				0	0	0	0	-	0.00	= 0.00	0	0		
3	09/17/25	0	0				0	0	0	0	-	0.00	= 0.00	0	0		
4	09/24/25	117	82	111	118	122	351	597	351	3	117.00	- 0.00	= 117.00	122	351		
5	10/01/25	122	78	179	105	97	381	615	732	6	122.00	- 117.00	= 5.00	179	381		
6	10/08/25	122	0				0	0	732	6	122.00	- 122.00	= 0.00	179	381		
7	10/15/25	122	0				0	0	732	6	122.00	- 122.00	= 0.00	179	381		
8	10/22/25	122	0				0	0	732	6	122.00	- 122.00	= 0.00	179	381		
9	10/29/25	122	0				0	0	732	6	122.00	- 122.00	= 0.00	179	381		
10	11/05/25	126	75	114	126	168	408	633	1140	9	126.67	- 122.00	= 4.67	179	408		
11	11/12/25	126	0				0	0	1140	9	126.67	- 126.67	= 0.00	179	408		
12	11/19/25	126	0				0	0	1140	9	126.67	- 126.67	= 0.00	179	408		
13	11/26/25	126	0				0	0	1140	9	126.67	- 126.67	= 0.00	179	408		
14	12/03/25	126	0				0	0	1140	9	126.67	- 126.67	= 0.00	179	408		
15	12/10/25	126	0				0	0	1140	9	126.67	- 126.67	= 0.00	179	408		
16	12/17/25	126	0				0	0	1140	9	126.67	- 126.67	= 0.00	179	408		

End of 1st split

17	01/07/26	126	75				0	0	1140	9	126.67	- 126.67	= 0.00	179	408
----	----------	-----	----	--	--	--	---	---	------	---	--------	----------	--------	-----	-----

<u><100</u>	<u>100's</u>	<u>125's</u>	<u>150's</u>	<u>175's</u>	<u>200's</u>	<u>225's</u>	<u>250's</u>	<u>275's</u>	<u>300's</u>
1	5	1	1	1					
<u><400</u>	<u>400's</u>	<u>450's</u>	<u>500's</u>	<u>550's</u>	<u>600's</u>	<u>650's</u>	<u>700's</u>	<u>750's</u>	<u>800's</u>
2	1								

<u>Avg of Game 1</u>	<u>Avg of Game 2</u>	<u>Avg of Game 3</u>
134.67	116.33	129.00

High game of 179 on week 5

Low game of 97 on week 5

High series of 408 on week 10

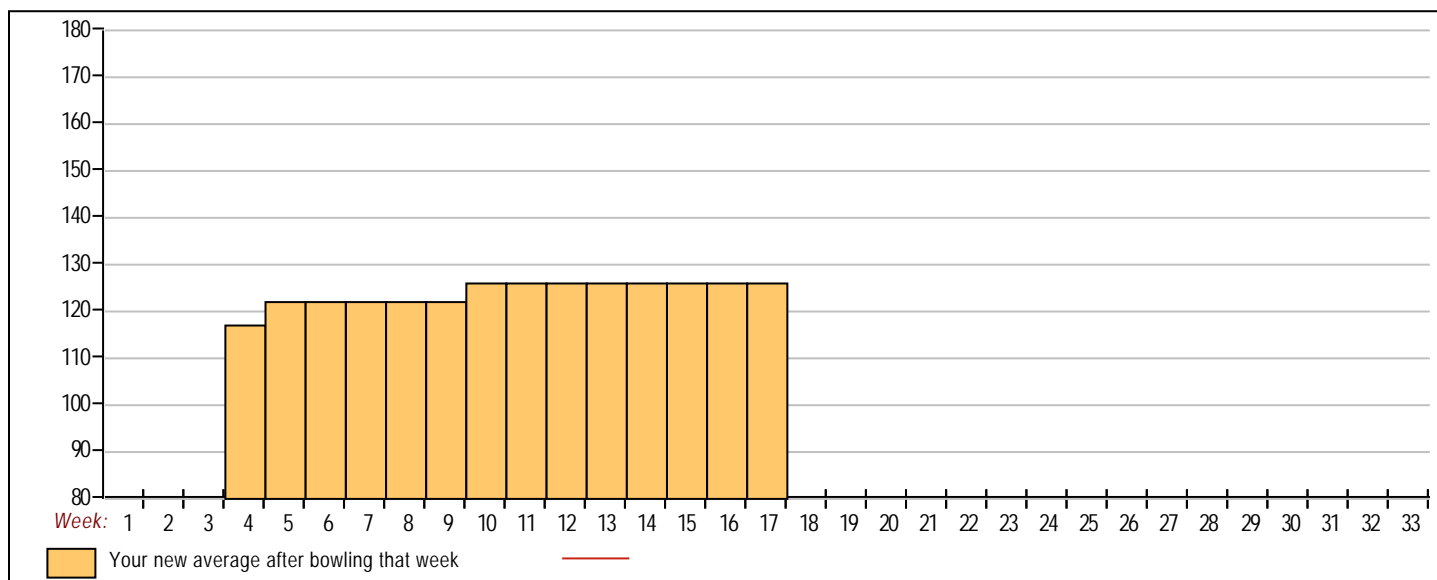
Low series of 351 on week 4

High average of 126.67 after bowling week 10

Low average of 117.00 after bowling week 4

High Scores by Game

Game #1: 179 on week 5 Game #2: 126 on week 10 Game #3: 168 on week 10



Note: This report includes information through January 7 which is Week 17 of 33

Dominic Cagadoc's Bowling Record - Team 27: Team 27

Week No.	Bowling Date	Old Avg	Old HDCP	-1-	-2-	-3-	Total	HDCP Total	Pins	Gms	---Average Change---			High Game	High Sers	HDCP Game	HDCP Sers
											New	Old	---> +/-				
1	09/03/25	bk157	0				0	0	0	0	-	0.00	= 0.00	0	0		
2	09/10/25	bk157	0				0	0	0	0	-	0.00	= 0.00	0	0		
3	09/17/25	bk157	0				0	0	0	0	-	0.00	= 0.00	0	0		
4	09/24/25	bk157	0				0	0	0	0	-	0.00	= 0.00	0	0		
5	10/01/25	bk157	0				0	0	0	0	-	0.00	= 0.00	0	0		
6	10/08/25	bk157	0				0	0	0	0	-	0.00	= 0.00	0	0		
7	10/15/25	bk157	0				0	0	0	0	-	0.00	= 0.00	0	0		
8	10/22/25	bk157	0				0	0	0	0	-	0.00	= 0.00	0	0		
9	10/29/25	bk157	0				0	0	0	0	-	0.00	= 0.00	0	0		
10	11/05/25	bk157	0				0	0	0	0	-	0.00	= 0.00	0	0		
11	11/12/25	bk157	0				0	0	0	0	-	0.00	= 0.00	0	0		
12	11/19/25	bk157	0				0	0	0	0	-	0.00	= 0.00	0	0		
13	11/26/25	bk157	0				0	0	0	0	-	0.00	= 0.00	0	0		
14	12/03/25	bk157	0				0	0	0	0	-	0.00	= 0.00	0	0		
15	12/10/25	bk157	0				0	0	0	0	-	0.00	= 0.00	0	0		
16	12/17/25	bk157	0				0	0	0	0	-	0.00	= 0.00	0	0		

End of 1st split

17	01/07/26	bk157	50				0	0	0	0	-	0.00	= 0.00	0	0		
----	----------	-------	----	--	--	--	---	---	---	---	---	------	--------	---	---	--	--



- <100100's125's150's175's200's225's250's275's300's
- <400400's450's500's550's600's650's700's750's800's

Avg of Game 1Avg of Game 2Avg of Game 3

--- --- ---

High game of 0 on week 0

Low game of 0 on week 0

High series of 0 on week 0

Low series of 0 on week 0

High average of 0.00 after bowling week 17

Low average of 0.00 after bowling week 17

High Scores by Game

Game #1: 0 on week 0 Game #2: 0 on week 0 Game #3: 0 on week 0

