

Note: This report includes information through January 28 which is Week 20 of 33

Chavo Rodriguez's Bowling Record - Team 13: Bowludos

Week No.	Bowling Date	Old Avg	Old HDCP	-1-	-2-	-3-	Total	HDCP Total	Pins	Gms	---Average Change---				High Game	High Sers	HDCP Game	HDCP Sers	
											New - Old ----> +/-								
1	09/03/25	bk134	68	136	156	148	440	644	440	3	146.67	-	0.00	=	146.67	156	440	224	644
2	09/10/25	bk134	68	a134	a134	a134	402	606	440	3	146.67	-	146.67	=	0.00	156	440	224	644
3	09/17/25	bk134	68	175	110	148	433	637	873	6	145.50	-	146.67	=	-1.17	175	440	243	644
4	09/24/25	bk134	68	a134	a134	a134	402	606	873	6	145.50	-	145.50	=	0.00	175	440	243	644
----- Week 5 was bowled after week 6 -----																			
5	10/01/25	136	67	a136	a136	a136	420	621	873	6	145.50	-	0.00	=	145.50	175	440	243	644
Scores were bowled after week 6 for weeks: 5																			
6	10/08/25	bk134	68	103	110	141	354	558	1227	9	136.33	-	145.50	=	-9.17	175	440	243	644
7	10/15/25	136	67	135	94	115	344	545	1571	12	130.92	-	136.33	=	-5.42	175	440	243	644
8	10/22/25	130	72	a130	a130	a130	390	606	1571	12	130.92	-	130.92	=	0.00	175	440	243	644
9	10/29/25	130	72	a130	a130	a130	390	606	1571	12	130.92	-	130.92	=	0.00	175	440	243	644
10	11/05/25	130	72	a130	a130	a130	390	606	1571	12	130.92	-	130.92	=	0.00	175	440	243	644
11	11/12/25	130	0				0	0	1571	12	130.92	-	130.92	=	0.00	175	440	243	644
12	11/19/25	130	72	145	125	132	402	618	1973	15	131.53	-	130.92	=	0.62	175	440	243	644
13	11/26/25	131	0				0	0	1973	15	131.53	-	131.53	=	0.00	175	440	243	644
14	12/03/25	131	0				0	0	1973	15	131.53	-	131.53	=	0.00	175	440	243	644
15	12/10/25	131	0				0	0	1973	15	131.53	-	131.53	=	0.00	175	440	243	644
16	12/17/25	131	0				0	0	1973	15	131.53	-	131.53	=	0.00	175	440	243	644

End of 1st split

17	01/07/26	131	0				0	0	1973	15	131.53	-	131.53	= 0.00	175	440	243	644
18	01/14/26	131	71	109	127	122	358	571	2331	18	129.50	-	131.53	= -2.03	175	440	243	644
19	01/21/26	129	0				0	0	2331	18	129.50	-	129.50	= 0.00	175	440	243	644
20	01/28/26	129	72	a129	a129	a129	387	603	2331	18	129.50	-	129.50	= 0.00	175	440	243	644

<100	100's	125's	150's	175's	200's	225's	250's	275's	300's
1	6	9	1	1					
<400	400's	450's	500's	550's	600's	650's	700's	750's	800's
3	3								

Avg of Game 1 Avg of Game 2 Avg of Game 3

133.83

120.33

134.33

High game of 175 on week 3

Low game of 94 on week 7

High series of 440 on week 1

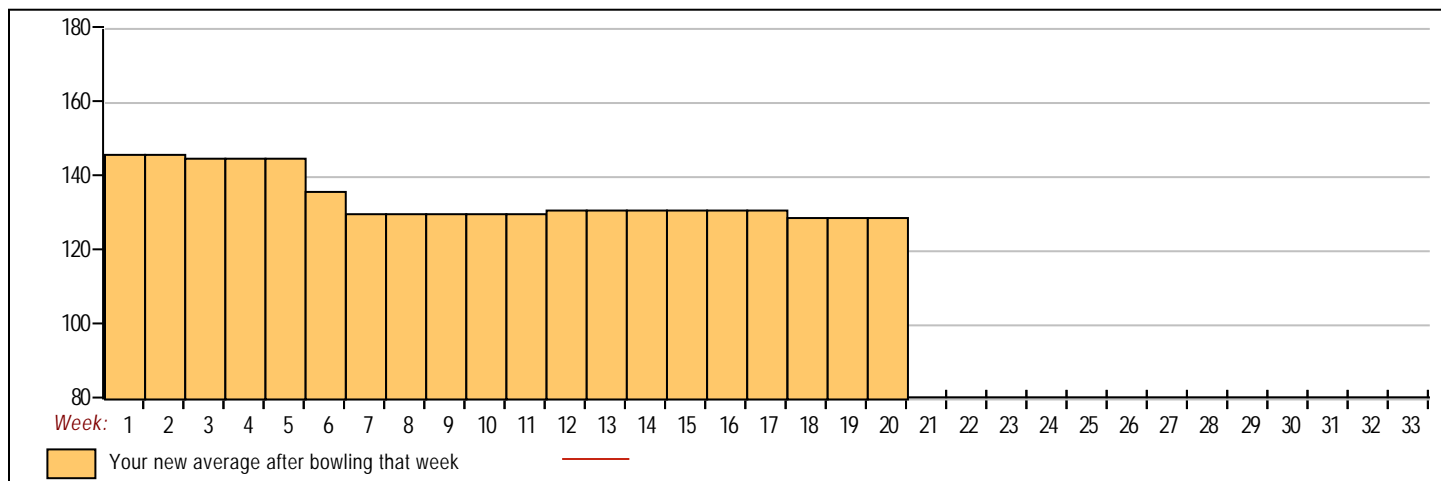
Low series of 344 on week 7

High average of 146.67 after bowling week 1

Low average of 129.50 after bowling week 18

High Scores by Game

Game #1: 175 on week 3 Game #2: 156 on week 1 Game #3: 148 on week 1



Note: This report includes information through January 28 which is Week 20 of 33

Jose Cisneros's Bowling Record - Team 13: Bowludos

Week No.	Bowling Date	Old Avg	Old HDCP	-1-	-2-	-3-	Total	HDCP Total	Pins	Gms	---Average Change---				High Game	High Sers	HDCP Game	HDCP Sers	
											New - Old ----> +/-								
1	09/03/25	bk143	0		190	135	325	447	325	2	162.50	-	0.00	=	162.50	190	325	251	447
2	09/10/25	bk143	61	a143	a143	a143	429	612	325	2	162.50	-	162.50	=	0.00	190	325	251	447
3	09/17/25	bk143	61	107	154	178	439	622	764	5	152.80	-	162.50	=	-9.70	190	439	251	622
4	09/24/25	bk143	0				0	0	764	5	152.80	-	152.80	=	0.00	190	439	251	622
----- Week 5 was bowled after week 6 -----																			
5	10/01/25	bk143	61	a143	a143	a143	420	603	764	5	152.80	-	0.00	=	152.80	190	439	251	622
Scores were bowled after week 6 for weeks: 5																			
6	10/08/25	bk143	0				0	0	764	5	152.80	-	152.80	=	0.00	190	439	251	622
7	10/15/25	bk143	61	146	84	107	337	520	1101	8	137.63	-	152.80	=	-15.18	190	439	251	622
8	10/22/25	bk143	0				0	0	1101	8	137.63	-	137.63	=	0.00	190	439	251	622
9	10/29/25	bk143	0				0	0	1101	8	137.63	-	137.63	=	0.00	190	439	251	622
10	11/05/25	bk143	0				0	0	1101	8	137.63	-	137.63	=	0.00	190	439	251	622
11	11/12/25	bk143	61	a143	a143	a143	429	612	1101	8	137.63	-	137.63	=	0.00	190	439	251	622
12	11/19/25	bk143	61	139	150	140	429	622	1530	11	139.09	-	137.63	=	1.47	190	439	251	622
13	11/26/25	139	0				0	0	1530	11	139.09	-	139.09	=	0.00	190	439	251	622
14	12/03/25	139	64	a139	a139	a139	417	609	1530	11	139.09	-	139.09	=	0.00	190	439	251	622
15	12/10/25	139	0				0	0	1530	11	139.09	-	139.09	=	0.00	190	439	251	622
16	12/17/25	139	0				0	0	1530	11	139.09	-	139.09	=	0.00	190	439	251	622

End of 1st split

17	01/07/26	139	0				0	0	1530	11	139.09	-	139.09	= 0.00	190	439	251	622
18	01/14/26	139	64	107	109	152	368	560	1898	14	135.57	-	139.09	= -3.52	190	439	251	622
19	01/21/26	135	0				0	0	1898	14	135.57	-	135.57	= 0.00	190	439	251	622
20	01/28/26	135	68	a135	a135	a135	405	609	1898	14	135.57	-	135.57	= 0.00	190	439	251	622

<100	100's	125's	150's	175's	200's	225's	250's	275's	300's
1	4	4	3	2					
<400	400's	450's	500's	550's	600's	650's	700's	750's	800's
2	2								

Avg of Game 1 Avg of Game 2 Avg of Game 3

124.75 137.40 142.40

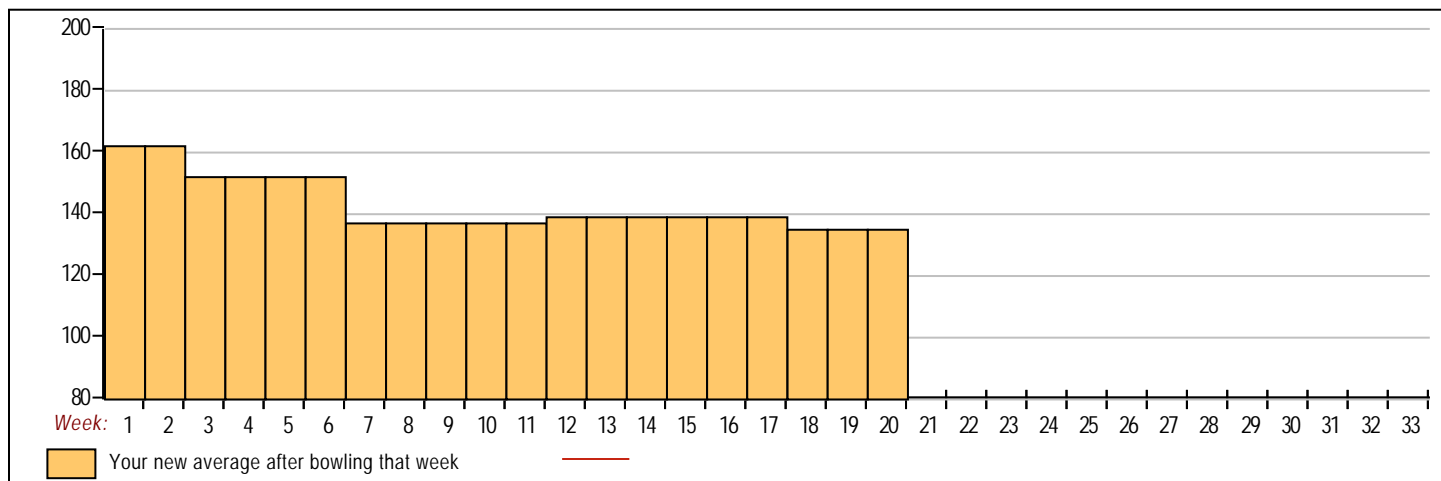
High game of 190 on week 1
Low game of 84 on week 7

High series of 439 on week 3
Low series of 325 on week 1

High average of 162.50 after bowling week 1
Low average of 135.57 after bowling week 18

High Scores by Game

Game #1: 146 on week 7 Game #2: 190 on week 1 Game #3: 178 on week 3



Note: This report includes information through January 28 which is Week 20 of 33

Jose Santos's Bowling Record - Team 13: Bowludos

Week No.	Bowling Date	Old Avg	Old HDCP	-1-	-2-	-3-	Total	HDCP Total	Pins	Gms	---Average Change---				High Game	High Sers	HDCP Game	HDCP Sers	
											New - Old ----> +/-								
1	09/03/25	bk180	32	167	142	157	466	562	466	3	155.33	-	0.00	=	155.33	167	466	199	562
2	09/10/25	bk180	32	158	167	139	464	560	930	6	155.00	-	155.33	=	-0.33	167	466	199	562
3	09/17/25	bk180	32	186	205	191	582	678	1512	9	168.00	-	155.00	=	13.00	205	582	237	678
4	09/24/25	170	40	177	156	139	472	592	1984	12	165.33	-	168.00	=	-2.67	205	582	237	678
----- Week 5 was bowled after week 6 -----																			
5	10/01/25	170	40	170	184	136	490	610	2474	15	165.33	-	0.00	=	165.33	205	582	237	678
Scores were bowled after week 6 for weeks: 5																			
6	10/08/25	170	40	182	144	176	502	622	2976	18	165.33	-	165.33	=	0.00	205	582	237	678
7	10/15/25	170	0				0	0	2976	18	165.33	-	165.33	=	0.00	205	582	237	678
8	10/22/25	170	40	206	187	202	595	715	3571	21	170.05	-	165.33	=	4.71	206	595	246	715
9	10/29/25	170	40	168	212	195	575	695	4146	24	172.75	-	170.05	=	2.70	212	595	252	715
10	11/05/25	172	38	132	164	168	464	578	4610	27	170.74	-	172.75	=	-2.01	212	595	252	715
11	11/12/25	170	40	209	188	196	593	713	5203	30	173.43	-	170.74	=	2.69	212	595	252	715
12	11/19/25	173	37	198	144	158	500	611	5703	33	172.82	-	173.43	=	-0.62	212	595	252	715
13	11/26/25	172	0				0	0	5703	33	172.82	-	172.82	=	0.00	212	595	252	715
14	12/03/25	172	38	212	210	179	601	715	6304	36	175.11	-	172.82	=	2.29	212	601	252	715
15	12/10/25	175	0				0	0	6304	36	175.11	-	175.11	=	0.00	212	601	252	715
16	12/17/25	175	0				0	0	6304	36	175.11	-	175.11	=	0.00	212	601	252	715

End of 1st split

17	01/07/26	175	0				0	0	6304	36	175.11	-	175.11	=	0.00	212	601	252	715
18	01/14/26	175	36	190	167	166	523	631	6827	39	175.05	-	175.11	=	-0.06	212	601	252	715
19	01/21/26	175	0				0	0	6827	39	175.05	-	175.05	=	0.00	212	601	252	715
20	01/28/26	175	36	178	134	177	489	597	7316	42	174.19	-	175.05	=	-0.86	212	601	252	715

<100	100's	125's	150's	175's	200's	225's	250's	275's	300's
		8	12	15	7				
<400	400's	450's	500's	550's	600's	650's	700's	750's	800's
		6	3	4	1				

Avg of Game 1 Avg of Game 2 Avg of Game 3

180.93 171.71 169.93

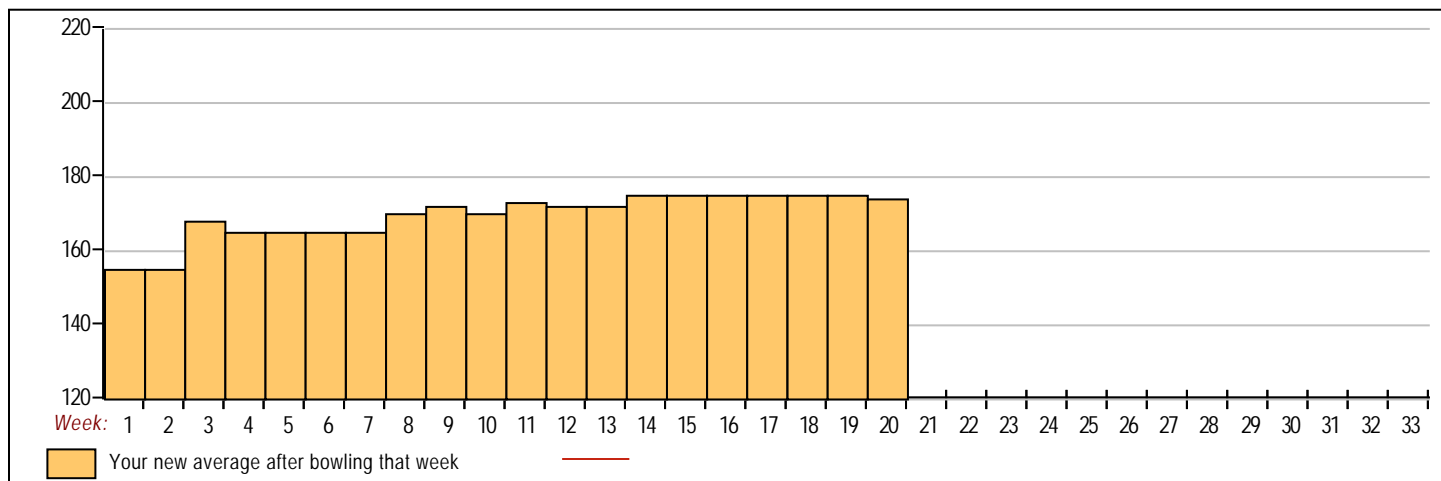
High game of 212 on week 9
Low game of 132 on week 10

High series of 601 on week 14
Low series of 464 on week 2

High average of 175.11 after bowling week 14
Low average of 155.00 after bowling week 2

High Scores by Game

Game #1: 212 on week 14 Game #2: 212 on week 9 Game #3: 202 on week 8



Friendly Trios

Classic Bowling Center

Note: This report includes information through January 28 which is Week 20 of 33

Jason Ramirez's Bowling Record - Team 13: Bowludos

Week No.	Bowling Date	Old Avg	Old HDCP	-1-	-2-	-3-	Total	HDCP Total	Pins	Gms	---Average Change---				High Game	High Sers	HDCP Game	HDCP Sers
											New	Old	---> +/-					
1	09/03/25	bk177	0				0	0	0	0	-	0.00	= 0.00	0	0			
2	09/10/25	bk177	0				0	0	0	0	-	0.00	= 0.00	0	0			
3	09/17/25	bk177	0				0	0	0	0	-	0.00	= 0.00	0	0			
4	09/24/25	bk177	34	145	135	163	443	545	443	3	147.67	-	0.00	= 147.67	163	443	197	545
5	10/01/25	bk177	0				0	0	443	3	147.67	-	147.67	= 0.00	163	443	197	545
6	10/08/25	bk177	34	177	168	200	545	647	988	6	164.67	-	147.67	= 17.00	200	545	234	647
7	10/15/25	bk177	34	a177	a177	a177	531	633	988	6	164.67	-	164.67	= 0.00	200	545	234	647
8	10/22/25	bk177	34	157	116	174	447	549	1435	9	159.44	-	164.67	= -5.22	200	545	234	647
9	10/29/25	167	42	a167	a167	a167	501	627	1435	9	159.44	-	159.44	= 0.00	200	545	234	647
10	11/05/25	167	42	a167	a167	a167	501	627	1435	9	159.44	-	159.44	= 0.00	200	545	234	647
11	11/12/25	167	42	a167	a167	a167	501	627	1435	9	159.44	-	159.44	= 0.00	200	545	234	647
12	11/19/25	167	0				0	0	1435	9	159.44	-	159.44	= 0.00	200	545	234	647
13	11/26/25	167	0				0	0	1435	9	159.44	-	159.44	= 0.00	200	545	234	647
14	12/03/25	167	42	a167	a167	a167	501	627	1435	9	159.44	-	159.44	= 0.00	200	545	234	647
15	12/10/25	167	0				0	0	1435	9	159.44	-	159.44	= 0.00	200	545	234	647
16	12/17/25	167	0				0	0	1435	9	159.44	-	159.44	= 0.00	200	545	234	647

End of 1st split

17	01/07/26	167	0				0	0	1435	9	159.44	-	159.44	= 0.00	200	545	234	647
18	01/14/26	167	0				0	0	1435	9	159.44	-	159.44	= 0.00	200	545	234	647
19	01/21/26	167	0				0	0	1435	9	159.44	-	159.44	= 0.00	200	545	234	647
20	01/28/26	167	42				0	0	1435	9	159.44	-	159.44	= 0.00	200	545	234	647

<u><100</u>	<u>100's</u>	<u>125's</u>	<u>150's</u>	<u>175's</u>	<u>200's</u>	<u>225's</u>	<u>250's</u>	<u>275's</u>	<u>300's</u>
	1	2	4	1	1				
<u><400</u>	<u>400's</u>	<u>450's</u>	<u>500's</u>	<u>550's</u>	<u>600's</u>	<u>650's</u>	<u>700's</u>	<u>750's</u>	<u>800's</u>
	2		1						

<u>Avg of Game 1</u>	<u>Avg of Game 2</u>	<u>Avg of Game 3</u>
159.67	139.67	179.00

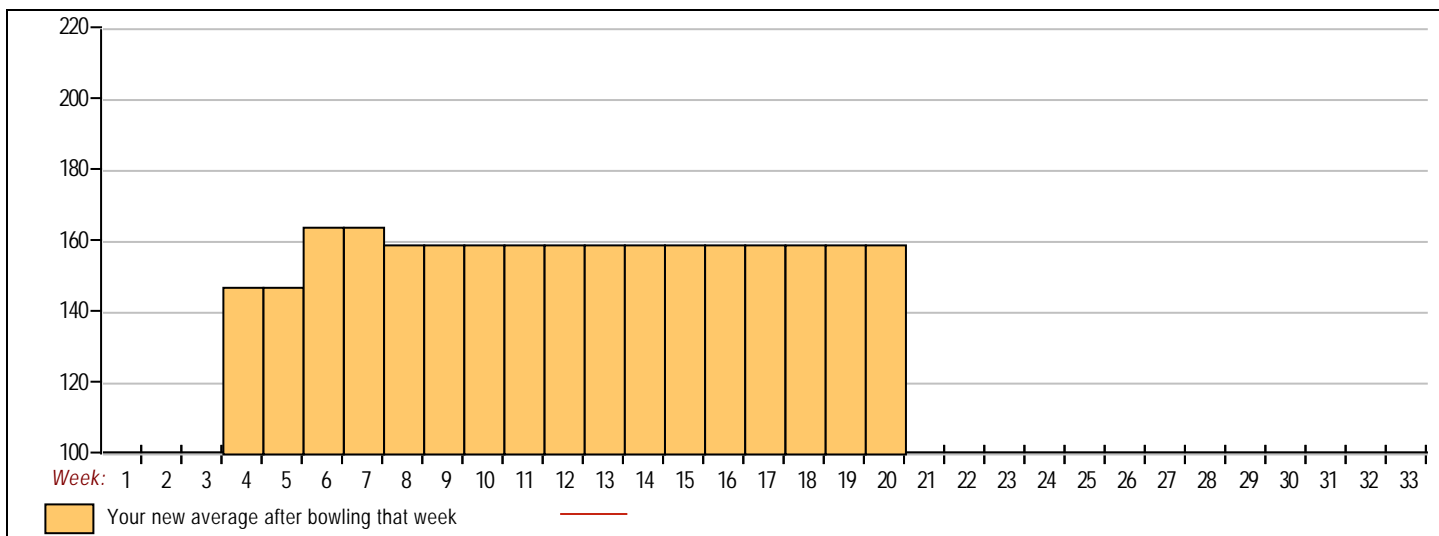
High game of 200 on week 6
Low game of 116 on week 8

High series of 545 on week 6
Low series of 443 on week 4

High average of 164.67 after bowling week 6
Low average of 147.67 after bowling week 4

High Scores by Game

Game #1: 177 on week 6 Game #2: 168 on week 6 Game #3: 200 on week 6



Note: This report includes information through January 28 which is Week 20 of 33

Luis Carvajal's Bowling Record - Team 13: Bowludos

Week No.	Bowling Date	Old Avg	Old HDCP	-1-	-2-	-3-	Total	HDCP Total	Pins	Gms	---Average Change---			High Game	High Sers	HDCP Game	HDCP Sers
											New	Old	---> +/-				
1	09/03/25	bk152	0				0	0	0	0	-	0.00	= 0.00	0	0		
2	09/10/25	bk152	0				0	0	0	0	-	0.00	= 0.00	0	0		
3	09/17/25	bk152	0				0	0	0	0	-	0.00	= 0.00	0	0		
4	09/24/25	bk152	0				0	0	0	0	-	0.00	= 0.00	0	0		
5	10/01/25	bk152	0				0	0	0	0	-	0.00	= 0.00	0	0		
6	10/08/25	bk152	0				0	0	0	0	-	0.00	= 0.00	0	0		
7	10/15/25	bk152	0				0	0	0	0	-	0.00	= 0.00	0	0		
8	10/22/25	bk152	0				0	0	0	0	-	0.00	= 0.00	0	0		
9	10/29/25	bk152	0				0	0	0	0	-	0.00	= 0.00	0	0		
10	11/05/25	bk152	0				0	0	0	0	-	0.00	= 0.00	0	0		
11	11/12/25	bk152	0				0	0	0	0	-	0.00	= 0.00	0	0		
12	11/19/25	bk152	0				0	0	0	0	-	0.00	= 0.00	0	0		
13	11/26/25	bk152	0				0	0	0	0	-	0.00	= 0.00	0	0		
14	12/03/25	bk152	0				0	0	0	0	-	0.00	= 0.00	0	0		
15	12/10/25	bk152	0				0	0	0	0	-	0.00	= 0.00	0	0		
16	12/17/25	bk152	0				0	0	0	0	-	0.00	= 0.00	0	0		

End of 1st split

17	01/07/26	bk152	0				0	0	0	0	-	0.00	= 0.00	0	0		
18	01/14/26	bk152	0				0	0	0	0	-	0.00	= 0.00	0	0		
19	01/21/26	bk152	0				0	0	0	0	-	0.00	= 0.00	0	0		
20	01/28/26	bk152	54				0	0	0	0	-	0.00	= 0.00	0	0		

<100 100's 125's 150's 175's 200's 225's 250's 275's 300's

<400 400's 450's 500's 550's 600's 650's 700's 750's 800's

Avg of Game 1 Avg of Game 2 Avg of Game 3

High game of 0 on week 0
Low game of 0 on week 0

High series of 0 on week 0
Low series of 0 on week 0

High average of 0.00 after bowling week 20
Low average of 0.00 after bowling week 20

High Scores by Game

Game #1: 0 on week 0 Game #2: 0 on week 0 Game #3: 0 on week 0

