

Note: This report includes information through January 28 which is Week 20 of 33

Dave Franzoia's Bowling Record - Team 10: Great Balls of Fire

| Week No. | Bowling Date | Old Avg | Old HDCP | -1- | -2- | -3- | Total | HDCP Total | Pins | Gms | ---Average Change--- | | | High Game | High Sers | HDCP Game | HDCP Sers |
|----------|--------------|---------|----------|------|------|------|-------|------------|------|-----|----------------------|------|----------|-----------|-----------|-----------|-----------|
| | | | | | | | | | | | New | Old | ---> +/- | | | | |
| 1 | 09/03/25 | bk133 | 0 | | | | 0 | 0 | 0 | 0 | - | 0.00 | = 0.00 | 0 | 0 | | |
| 2 | 09/10/25 | bk133 | 0 | | | | 0 | 0 | 0 | 0 | - | 0.00 | = 0.00 | 0 | 0 | | |
| 3 | 09/17/25 | bk133 | 69 | 130 | 117 | 166 | 413 | 620 | 413 | 3 | 137.67 | - | 0.00 | = 137.67 | 166 | 413 | 235 620 |
| 4 | 09/24/25 | bk133 | 69 | 130 | 126 | 133 | 389 | 596 | 802 | 6 | 133.67 | - | 137.67 | = -4.00 | 166 | 413 | 235 620 |
| 5 | 10/01/25 | bk133 | 69 | a133 | a133 | a133 | 399 | 606 | 802 | 6 | 133.67 | - | 133.67 | = 0.00 | 166 | 413 | 235 620 |
| 6 | 10/08/25 | bk133 | 69 | 128 | 102 | 156 | 386 | 593 | 1188 | 9 | 132.00 | - | 133.67 | = -1.67 | 166 | 413 | 235 620 |
| 7 | 10/15/25 | 132 | 70 | a132 | a132 | a132 | 396 | 606 | 1188 | 9 | 132.00 | - | 132.00 | = 0.00 | 166 | 413 | 235 620 |
| 8 | 10/22/25 | 132 | 70 | 137 | 120 | 127 | 384 | 594 | 1572 | 12 | 131.00 | - | 132.00 | = -1.00 | 166 | 413 | 235 620 |
| 9 | 10/29/25 | 131 | 71 | 144 | 121 | 133 | 398 | 611 | 1970 | 15 | 131.33 | - | 131.00 | = 0.33 | 166 | 413 | 235 620 |
| 10 | 11/05/25 | 131 | 71 | a131 | a131 | a131 | 393 | 606 | 1970 | 15 | 131.33 | - | 131.33 | = 0.00 | 166 | 413 | 235 620 |
| 11 | 11/12/25 | 131 | 71 | 104 | 144 | 123 | 371 | 584 | 2341 | 18 | 130.06 | - | 131.33 | = -1.28 | 166 | 413 | 235 620 |
| 12 | 11/19/25 | 130 | 72 | 123 | 115 | 104 | 342 | 558 | 2683 | 21 | 127.76 | - | 130.06 | = -2.29 | 166 | 413 | 235 620 |
| 13 | 11/26/25 | 127 | 74 | 105 | 115 | 115 | 335 | 557 | 3018 | 24 | 125.75 | - | 127.76 | = -2.01 | 166 | 413 | 235 620 |
| 14 | 12/03/25 | 125 | 76 | 130 | 103 | 112 | 345 | 573 | 3363 | 27 | 124.56 | - | 125.75 | = -1.19 | 166 | 413 | 235 620 |
| 15 | 12/10/25 | 124 | 76 | 147 | 145 | 124 | 416 | 644 | 3779 | 30 | 125.97 | - | 124.56 | = 1.41 | 166 | 416 | 235 644 |
| 16 | 12/17/25 | 125 | 76 | 110 | 90 | 137 | 337 | 565 | 4116 | 33 | 124.73 | - | 125.97 | = -1.24 | 166 | 416 | 235 644 |

End of 1st split

| | | | | | | | | | | | | | | | | | |
|----|----------|-----|----|-----|-----|-----|-----|-----|------|----|--------|---|--------|---------|-----|-----|---------|
| 17 | 01/07/26 | 124 | 76 | 128 | 136 | 145 | 409 | 637 | 4525 | 36 | 125.69 | - | 124.73 | = 0.97 | 166 | 416 | 235 644 |
| 18 | 01/14/26 | 125 | 76 | 146 | 126 | 152 | 424 | 652 | 4949 | 39 | 126.90 | - | 125.69 | = 1.20 | 166 | 424 | 235 652 |
| 19 | 01/21/26 | 126 | 0 | | | | 0 | 0 | 4949 | 39 | 126.90 | - | 126.90 | = 0.00 | 166 | 424 | 235 652 |
| 20 | 01/28/26 | 126 | 75 | 105 | 114 | 111 | 330 | 555 | 5279 | 42 | 125.69 | - | 126.90 | = -1.21 | 166 | 424 | 235 652 |

<100

100's

125's

150's

175's

200's

225's

250's

275's

300's

1

19

19

3

<400

400's

450's

500's

550's

600's

650's

700's

750's

800's

10

4

Avg of Game 1

126.21

Avg of Game 2

119.57

Avg of Game 3

131.29

High game of 166 on week 3

Low game of 90 on week 16

High series of 424 on week 18

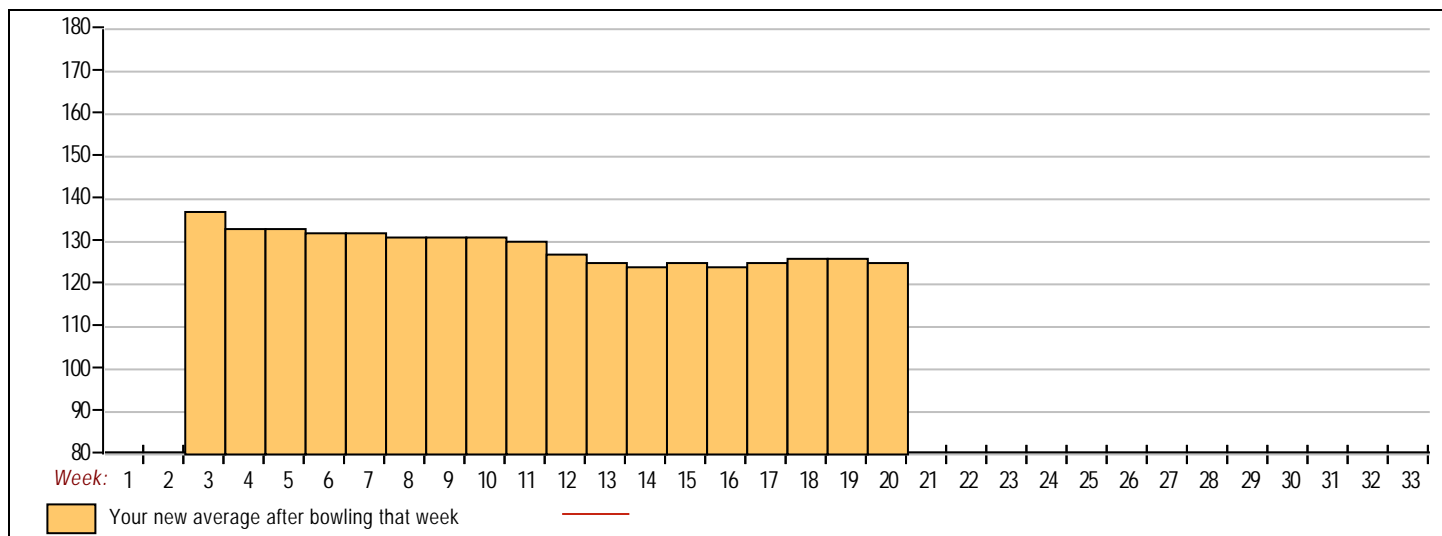
Low series of 330 on week 20

High average of 137.67 after bowling week 3

Low average of 124.56 after bowling week 14

High Scores by Game

Game #1: 147 on week 15 Game #2: 145 on week 15 Game #3: 166 on week 3



Friendly Trios

Classic Bowling Center

Note: This report includes information through January 28 which is Week 20 of 33

Mike Franzoia's Bowling Record - Team 10: Great Balls of Fire

| Week No. | Bowling Date | Old Avg | Old HDCP | -1- | -2- | -3- | Total | HDCP Total | Pins | Gms | ---Average Change--- | | | | High Game | High Sers | HDCP Game | HDCP Sers | |
|----------|--------------|---------|----------|-----|-----|-----|-------|------------|------|-----|----------------------|-----|--------|-----|-----------|-----------|-----------|-----------|-----|
| | | | | | | | | | | | New | Old | ---> | +/- | | | | | |
| 1 | 09/03/25 | bk134 | 68 | 133 | 133 | 164 | 430 | 634 | 430 | 3 | 143.33 | - | 0.00 | = | 143.33 | 164 | 430 | 232 | 634 |
| 2 | 09/10/25 | bk134 | 68 | 137 | 128 | 144 | 409 | 613 | 839 | 6 | 139.83 | - | 143.33 | = | -3.50 | 164 | 430 | 232 | 634 |
| 3 | 09/17/25 | bk134 | 68 | 133 | 130 | 208 | 471 | 675 | 1310 | 9 | 145.56 | - | 139.83 | = | 5.72 | 208 | 471 | 276 | 675 |
| 4 | 09/24/25 | 145 | 60 | 146 | 135 | 162 | 443 | 623 | 1753 | 12 | 146.08 | - | 145.56 | = | 0.53 | 208 | 471 | 276 | 675 |
| 5 | 10/01/25 | 146 | 59 | 136 | 143 | 120 | 399 | 576 | 2152 | 15 | 143.47 | - | 146.08 | = | -2.62 | 208 | 471 | 276 | 675 |
| 6 | 10/08/25 | 143 | 61 | 126 | 124 | 143 | 393 | 576 | 2545 | 18 | 141.39 | - | 143.47 | = | -2.08 | 208 | 471 | 276 | 675 |
| 7 | 10/15/25 | 141 | 63 | 132 | 130 | 155 | 417 | 606 | 2962 | 21 | 141.05 | - | 141.39 | = | -0.34 | 208 | 471 | 276 | 675 |
| 8 | 10/22/25 | 141 | 63 | 99 | 127 | 94 | 320 | 509 | 3282 | 24 | 136.75 | - | 141.05 | = | -4.30 | 208 | 471 | 276 | 675 |
| 9 | 10/29/25 | 136 | 67 | 133 | 123 | 138 | 394 | 595 | 3676 | 27 | 136.15 | - | 136.75 | = | -0.60 | 208 | 471 | 276 | 675 |
| 10 | 11/05/25 | 136 | 67 | 126 | 165 | 137 | 428 | 629 | 4104 | 30 | 136.80 | - | 136.15 | = | 0.65 | 208 | 471 | 276 | 675 |
| 11 | 11/12/25 | 136 | 67 | 111 | 166 | 128 | 405 | 606 | 4509 | 33 | 136.64 | - | 136.80 | = | -0.16 | 208 | 471 | 276 | 675 |
| 12 | 11/19/25 | 136 | 67 | 127 | 119 | 146 | 392 | 593 | 4901 | 36 | 136.14 | - | 136.64 | = | -0.50 | 208 | 471 | 276 | 675 |
| 13 | 11/26/25 | 136 | 67 | 109 | 99 | 102 | 310 | 511 | 5211 | 39 | 133.62 | - | 136.14 | = | -2.52 | 208 | 471 | 276 | 675 |
| 14 | 12/03/25 | 133 | 69 | 130 | 141 | 95 | 366 | 573 | 5577 | 42 | 132.79 | - | 133.62 | = | -0.83 | 208 | 471 | 276 | 675 |
| 15 | 12/10/25 | 132 | 70 | 139 | 112 | 163 | 414 | 624 | 5991 | 45 | 133.13 | - | 132.79 | = | 0.35 | 208 | 471 | 276 | 675 |
| 16 | 12/17/25 | 133 | 69 | 156 | 114 | 130 | 400 | 607 | 6391 | 48 | 133.15 | - | 133.13 | = | 0.01 | 208 | 471 | 276 | 675 |

End of 1st split

| | | | | | | | | | | | | | | | | | | | |
|----|----------|-----|----|-----|-----|-----|-----|-----|------|----|--------|---|--------|---|-------|-----|-----|-----|-----|
| 17 | 01/07/26 | 133 | 69 | 176 | 119 | 104 | 399 | 606 | 6790 | 51 | 133.14 | - | 133.15 | = | -0.01 | 208 | 471 | 276 | 675 |
| 18 | 01/14/26 | 133 | 69 | 166 | 111 | 103 | 380 | 587 | 7170 | 54 | 132.78 | - | 133.14 | = | -0.36 | 208 | 471 | 276 | 675 |
| 19 | 01/21/26 | 132 | 70 | 117 | 122 | 151 | 390 | 600 | 7560 | 57 | 132.63 | - | 132.78 | = | -0.15 | 208 | 471 | 276 | 675 |
| 20 | 01/28/26 | 132 | 70 | 108 | 152 | 105 | 365 | 575 | 7925 | 60 | 132.08 | - | 132.63 | = | -0.55 | 208 | 471 | 276 | 675 |

| | | | | | | | | | |
|----------------|--------------|--------------|--------------|--------------|--------------|--------------|--------------|--------------|--------------|
| <u><100</u> | <u>100's</u> | <u>125's</u> | <u>150's</u> | <u>175's</u> | <u>200's</u> | <u>225's</u> | <u>250's</u> | <u>275's</u> | <u>300's</u> |
| 4 | 17 | 27 | 10 | 1 | 1 | | | | |
| <u><400</u> | <u>400's</u> | <u>450's</u> | <u>500's</u> | <u>550's</u> | <u>600's</u> | <u>650's</u> | <u>700's</u> | <u>750's</u> | <u>800's</u> |
| 11 | 8 | 1 | | | | | | | |

| | | |
|----------------------|----------------------|----------------------|
| <u>Avg of Game 1</u> | <u>Avg of Game 2</u> | <u>Avg of Game 3</u> |
| 132.00 | 129.65 | 134.60 |

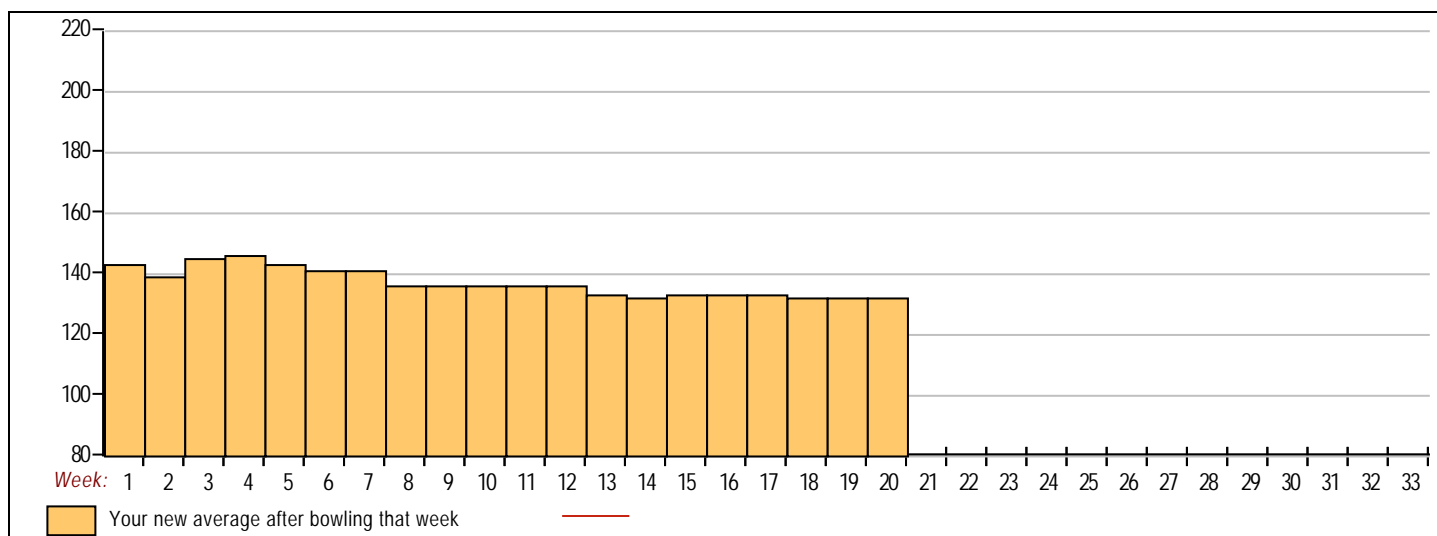
High game of 208 on week 3
Low game of 94 on week 8

High series of 471 on week 3
Low series of 310 on week 13

High average of 146.08 after bowling week 4
Low average of 132.08 after bowling week 20

High Scores by Game

Game #1: 176 on week 17 Game #2: 166 on week 11 Game #3: 208 on week 3



Note: This report includes information through January 28 which is Week 20 of 33

Jeremiah Sullivan's Bowling Record - Team 10: Great Balls of Fire

| Week No. | Bowling Date | Old Avg | Old HDCP | -1- | -2- | -3- | Total | HDCP Total | Pins | Gms | ---Average Change--- New - Old ----> +/- | | | High Game | High Sers | HDCP Game | HDCP Sers | | |
|------------------|--------------|---------|----------|-----|-----|-----|-------|------------|------|-----|---|------|--------|-----------|-----------|-----------|-----------|-----|-----|
| End of 1st split | | | | | | | | | | | | | | | | | | | |
| 17 | 01/07/26 | bk213 | 0 | | | | 0 | 0 | 0 | 0 | - | 0.00 | = | 0.00 | 0 | 0 | | | |
| 18 | 01/14/26 | bk213 | 0 | | | | 0 | 0 | 0 | 0 | - | 0.00 | = | 0.00 | 0 | 0 | | | |
| 19 | 01/21/26 | bk213 | 5 | 246 | 255 | 254 | 755 | 770 | 755 | 3 | 251.67 | - | 0.00 | = | 251.67 | 255 | 755 | 260 | 770 |
| 20 | 01/28/26 | bk213 | 5 | 201 | 225 | 258 | 684 | 699 | 1439 | 6 | 239.83 | - | 251.67 | = | -11.83 | 258 | 755 | 263 | 770 |

| | | | | | | | | | |
|------|-------|-------|-------|-------|-------|-------|-------|-------|-------|
| <100 | 100's | 125's | 150's | 175's | 200's | 225's | 250's | 275's | 300's |
| | | | | | 1 | 2 | 3 | | |
| <400 | 400's | 450's | 500's | 550's | 600's | 650's | 700's | 750's | 800's |
| | | | | | | 1 | | 1 | |

Avg of Game 1 Avg of Game 2 Avg of Game 3

223.50 240.00 256.00

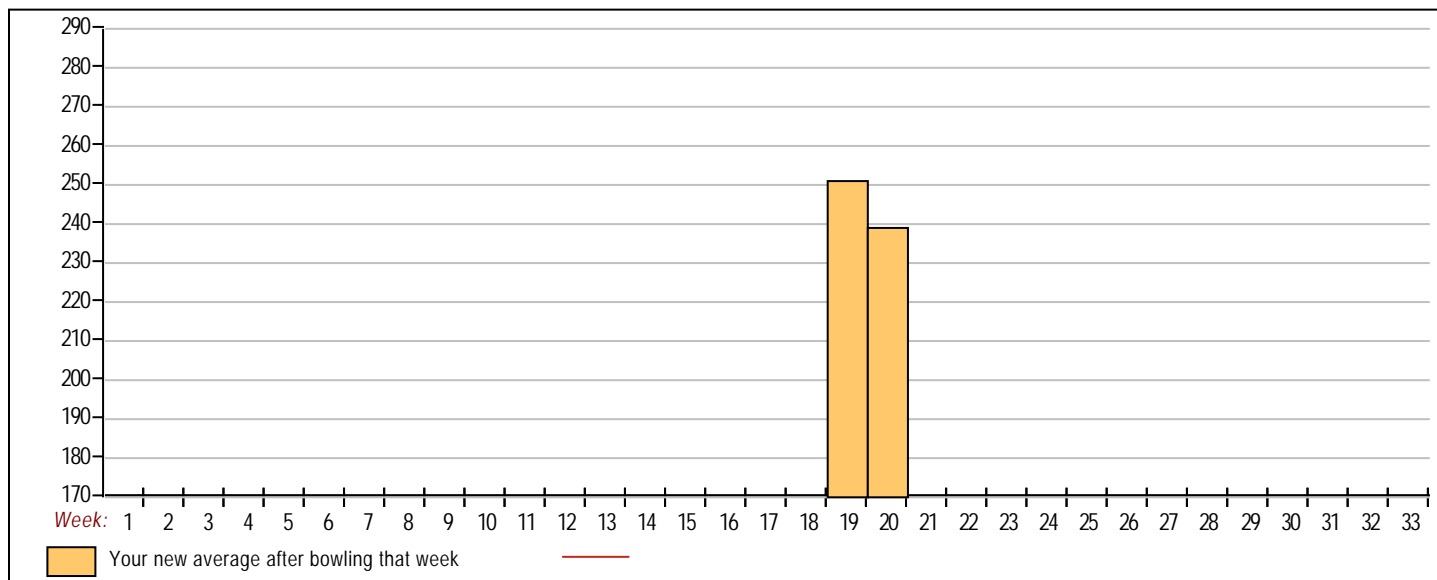
High game of 258 on week 20
Low game of 201 on week 20

High series of 755 on week 19
Low series of 684 on week 20

High average of 251.67 after bowling week 19
Low average of 239.83 after bowling week 20

High Scores by Game

Game #1: 246 on week 19 Game #2: 255 on week 19 Game #3: 258 on week 20



Note: This report includes information through January 28 which is Week 20 of 33

Brian Franzoia's Bowling Record - Team 10: Great Balls of Fire

| Week No. | Bowling Date | Old Avg | Old HDCP | -1- | -2- | -3- | Total | HDCP Total | Pins | Gms | ---Average Change--- | | | High Game | High Sers | HDCP Game | HDCP Sers |
|----------|--------------|---------|----------|-----|-----|-----|-------|------------|------|-----|----------------------|----------|----------|-----------|-----------|-----------|-----------|
| | | | | | | | | | | | New | Old | ---> +/- | | | | |
| 1 | 09/03/25 | bk139 | 0 | | | | 0 | 0 | 0 | 0 | - | 0.00 | = 0.00 | 0 | 0 | | |
| 2 | 09/10/25 | bk139 | 0 | | | | 0 | 0 | 0 | 0 | - | 0.00 | = 0.00 | 0 | 0 | | |
| 3 | 09/17/25 | bk139 | 0 | | | | 0 | 0 | 0 | 0 | - | 0.00 | = 0.00 | 0 | 0 | | |
| 4 | 09/24/25 | bk139 | 0 | | | | 0 | 0 | 0 | 0 | - | 0.00 | = 0.00 | 0 | 0 | | |
| 5 | 10/01/25 | bk139 | 0 | | | | 0 | 0 | 0 | 0 | - | 0.00 | = 0.00 | 0 | 0 | | |
| 6 | 10/08/25 | bk139 | 0 | | | | 0 | 0 | 0 | 0 | - | 0.00 | = 0.00 | 0 | 0 | | |
| 7 | 10/15/25 | bk139 | 0 | | | | 0 | 0 | 0 | 0 | - | 0.00 | = 0.00 | 0 | 0 | | |
| 8 | 10/22/25 | bk139 | 0 | | | | 0 | 0 | 0 | 0 | - | 0.00 | = 0.00 | 0 | 0 | | |
| 9 | 10/29/25 | bk139 | 0 | | | | 0 | 0 | 0 | 0 | - | 0.00 | = 0.00 | 0 | 0 | | |
| 10 | 11/05/25 | bk139 | 0 | | | | 0 | 0 | 0 | 0 | - | 0.00 | = 0.00 | 0 | 0 | | |
| 11 | 11/12/25 | bk139 | 0 | | | | 0 | 0 | 0 | 0 | - | 0.00 | = 0.00 | 0 | 0 | | |
| 12 | 11/19/25 | bk139 | 0 | | | | 0 | 0 | 0 | 0 | - | 0.00 | = 0.00 | 0 | 0 | | |
| 13 | 11/26/25 | bk139 | 0 | | | | 0 | 0 | 0 | 0 | - | 0.00 | = 0.00 | 0 | 0 | | |
| 14 | 12/03/25 | bk139 | 64 | 145 | 139 | 123 | 407 | 599 | 407 | 3 | 135.67 | - 0.00 | = 135.67 | 145 | 407 | 209 | 599 |
| 15 | 12/10/25 | bk139 | 0 | | | | 0 | 0 | 407 | 3 | 135.67 | - 135.67 | = 0.00 | 145 | 407 | 209 | 599 |
| 16 | 12/17/25 | bk139 | 0 | | | | 0 | 0 | 407 | 3 | 135.67 | - 135.67 | = 0.00 | 145 | 407 | 209 | 599 |

End of 1st split

| | | | | | | | | | | | | | | | | | |
|----|----------|-------|----|--|--|--|---|---|-----|---|--------|----------|--------|-----|-----|-----|-----|
| 17 | 01/07/26 | bk139 | 0 | | | | 0 | 0 | 407 | 3 | 135.67 | - 135.67 | = 0.00 | 145 | 407 | 209 | 599 |
| 18 | 01/14/26 | bk139 | 0 | | | | 0 | 0 | 407 | 3 | 135.67 | - 135.67 | = 0.00 | 145 | 407 | 209 | 599 |
| 19 | 01/21/26 | bk139 | 0 | | | | 0 | 0 | 407 | 3 | 135.67 | - 135.67 | = 0.00 | 145 | 407 | 209 | 599 |
| 20 | 01/28/26 | bk139 | 64 | | | | 0 | 0 | 407 | 3 | 135.67 | - 135.67 | = 0.00 | 145 | 407 | 209 | 599 |

<100

100's

125's

150's

175's

200's

225's

250's

275's

300's

1

2

<400

400's

450's

500's

550's

600's

650's

700's

750's

800's

1

Avg of Game 1

145.00

Avg of Game 2

139.00

Avg of Game 3

123.00

High game of 145 on week 14

Low game of 123 on week 14

High series of 407 on week 14

Low series of 407 on week 14

High average of 135.67 after bowling week 14

Low average of 135.67 after bowling week 14

High Scores by Game

Game #1: 145 on week 14 Game #2: 139 on week 14 Game #3: 123 on week 14

