

Note: This report includes information through January 7 which is Week 17 of 33

Dave Franzoia's Bowling Record - Team 10: Great Balls of Fire

Week No.	Bowling Date	Old Avg	Old HDCP	-1-	-2-	-3-	Total	HDCP Total	Pins	Gms	---Average Change---			High Game	High Sers	HDCP Game	HDCP Sers
											New	Old	---> +/-				
1	09/03/25	bk133	0				0	0	0	0	-	0.00	= 0.00	0	0		
2	09/10/25	bk133	0				0	0	0	0	-	0.00	= 0.00	0	0		
3	09/17/25	bk133	69	130	117	166	413	620	413	3	137.67	-	0.00	= 137.67	166	413	235 620
4	09/24/25	bk133	69	130	126	133	389	596	802	6	133.67	-	137.67	= -4.00	166	413	235 620
5	10/01/25	bk133	69	a133	a133	a133	399	606	802	6	133.67	-	133.67	= 0.00	166	413	235 620
6	10/08/25	bk133	69	128	102	156	386	593	1188	9	132.00	-	133.67	= -1.67	166	413	235 620
7	10/15/25	132	70	a132	a132	a132	396	606	1188	9	132.00	-	132.00	= 0.00	166	413	235 620
8	10/22/25	132	70	137	120	127	384	594	1572	12	131.00	-	132.00	= -1.00	166	413	235 620
9	10/29/25	131	71	144	121	133	398	611	1970	15	131.33	-	131.00	= 0.33	166	413	235 620
10	11/05/25	131	71	a131	a131	a131	393	606	1970	15	131.33	-	131.33	= 0.00	166	413	235 620
11	11/12/25	131	71	104	144	123	371	584	2341	18	130.06	-	131.33	= -1.28	166	413	235 620
12	11/19/25	130	72	123	115	104	342	558	2683	21	127.76	-	130.06	= -2.29	166	413	235 620
13	11/26/25	127	74	105	115	115	335	557	3018	24	125.75	-	127.76	= -2.01	166	413	235 620
14	12/03/25	125	76	130	103	112	345	573	3363	27	124.56	-	125.75	= -1.19	166	413	235 620
15	12/10/25	124	76	147	145	124	416	644	3779	30	125.97	-	124.56	= 1.41	166	416	235 644
16	12/17/25	125	76	110	90	137	337	565	4116	33	124.73	-	125.97	= -1.24	166	416	235 644

End of 1st split

17	01/07/26	124	76	128	136	145	409	637	4525	36	125.69	-	124.73	= 0.97	166	416	235 644
----	----------	-----	----	-----	-----	-----	-----	-----	------	----	--------	---	--------	--------	-----	-----	---------

<100	100's	125's	150's	175's	200's	225's	250's	275's	300's
1	16	17	2						
<400	400's	450's	500's	550's	600's	650's	700's	750's	800's
9	3								

Avg of Game 1	Avg of Game 2	Avg of Game 3
126.33	119.50	131.25

High game of 166 on week 3

Low game of 90 on week 16

High series of 416 on week 15

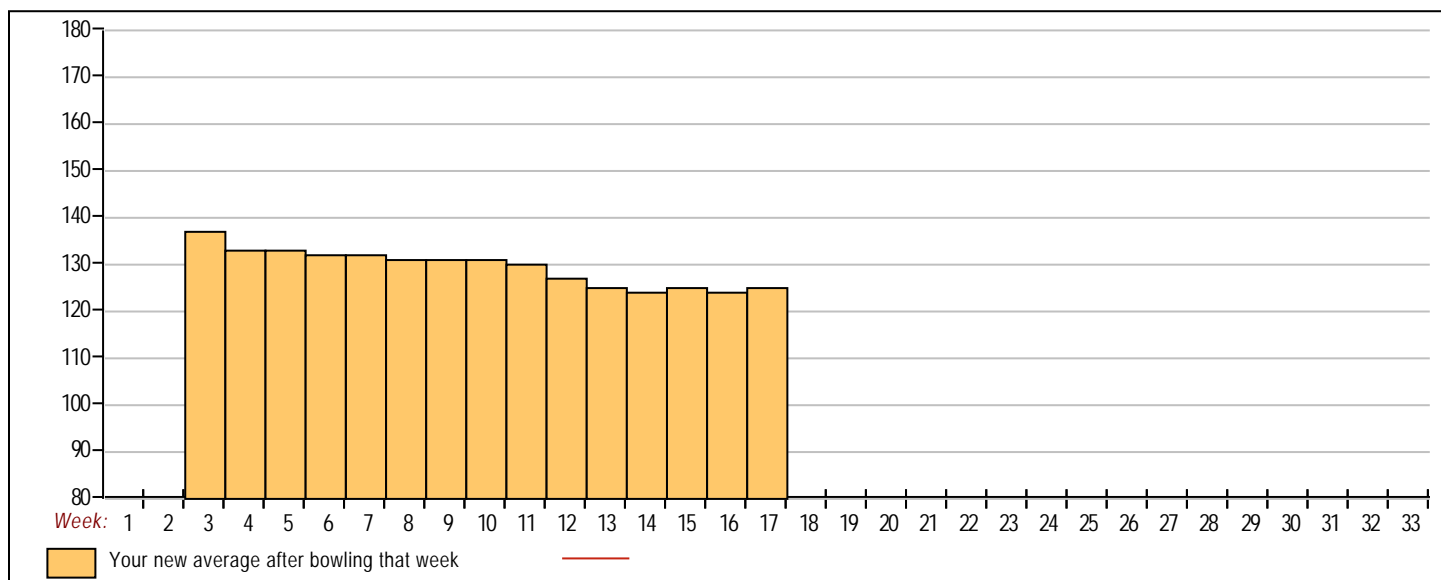
Low series of 335 on week 13

High average of 137.67 after bowling week 3

Low average of 124.56 after bowling week 14

High Scores by Game

Game #1: 147 on week 15 Game #2: 145 on week 15 Game #3: 166 on week 3



Friendly Trios

Classic Bowling Center

Note: This report includes information through January 7 which is Week 17 of 33

Mike Franzoia's Bowling Record - Team 10: Great Balls of Fire

Week No.	Bowling Date	Old Avg	Old HDCP	-1-	-2-	-3-	Total	HDCP Total	Pins	Gms	---Average Change---				High Game	High Sers	HDCP Game	HDCP Sers	
											New	Old	--->	+/-					
1	09/03/25	bk134	68	133	133	164	430	634	430	3	143.33	-	0.00	=	143.33	164	430	232	634
2	09/10/25	bk134	68	137	128	144	409	613	839	6	139.83	-	143.33	=	-3.50	164	430	232	634
3	09/17/25	bk134	68	133	130	208	471	675	1310	9	145.56	-	139.83	=	5.72	208	471	276	675
4	09/24/25	145	60	146	135	162	443	623	1753	12	146.08	-	145.56	=	0.53	208	471	276	675
5	10/01/25	146	59	136	143	120	399	576	2152	15	143.47	-	146.08	=	-2.62	208	471	276	675
6	10/08/25	143	61	126	124	143	393	576	2545	18	141.39	-	143.47	=	-2.08	208	471	276	675
7	10/15/25	141	63	132	130	155	417	606	2962	21	141.05	-	141.39	=	-0.34	208	471	276	675
8	10/22/25	141	63	99	127	94	320	509	3282	24	136.75	-	141.05	=	-4.30	208	471	276	675
9	10/29/25	136	67	133	123	138	394	595	3676	27	136.15	-	136.75	=	-0.60	208	471	276	675
10	11/05/25	136	67	126	165	137	428	629	4104	30	136.80	-	136.15	=	0.65	208	471	276	675
11	11/12/25	136	67	111	166	128	405	606	4509	33	136.64	-	136.80	=	-0.16	208	471	276	675
12	11/19/25	136	67	127	119	146	392	593	4901	36	136.14	-	136.64	=	-0.50	208	471	276	675
13	11/26/25	136	67	109	99	102	310	511	5211	39	133.62	-	136.14	=	-2.52	208	471	276	675
14	12/03/25	133	69	130	141	95	366	573	5577	42	132.79	-	133.62	=	-0.83	208	471	276	675
15	12/10/25	132	70	139	112	163	414	624	5991	45	133.13	-	132.79	=	0.35	208	471	276	675
16	12/17/25	133	69	156	114	130	400	607	6391	48	133.15	-	133.13	=	0.01	208	471	276	675

End of 1st split

17	01/07/26	133	69	176	119	104	399	606	6790	51	133.14	-	133.15	=	-0.01	208	471	276	675
----	----------	-----	----	-----	-----	-----	-----	-----	------	----	--------	---	--------	---	-------	-----	-----	-----	-----

<u><100</u>	<u>100's</u>	<u>125's</u>	<u>150's</u>	<u>175's</u>	<u>200's</u>	<u>225's</u>	<u>250's</u>	<u>275's</u>	<u>300's</u>
4	11	27	7	1	1				
<u><400</u>	<u>400's</u>	<u>450's</u>	<u>500's</u>	<u>550's</u>	<u>600's</u>	<u>650's</u>	<u>700's</u>	<u>750's</u>	<u>800's</u>
8	8	1							

<u>Avg of Game 1</u>	<u>Avg of Game 2</u>	<u>Avg of Game 3</u>
132.29	129.88	137.24

High game of 208 on week 3

Low game of 94 on week 8

High series of 471 on week 3

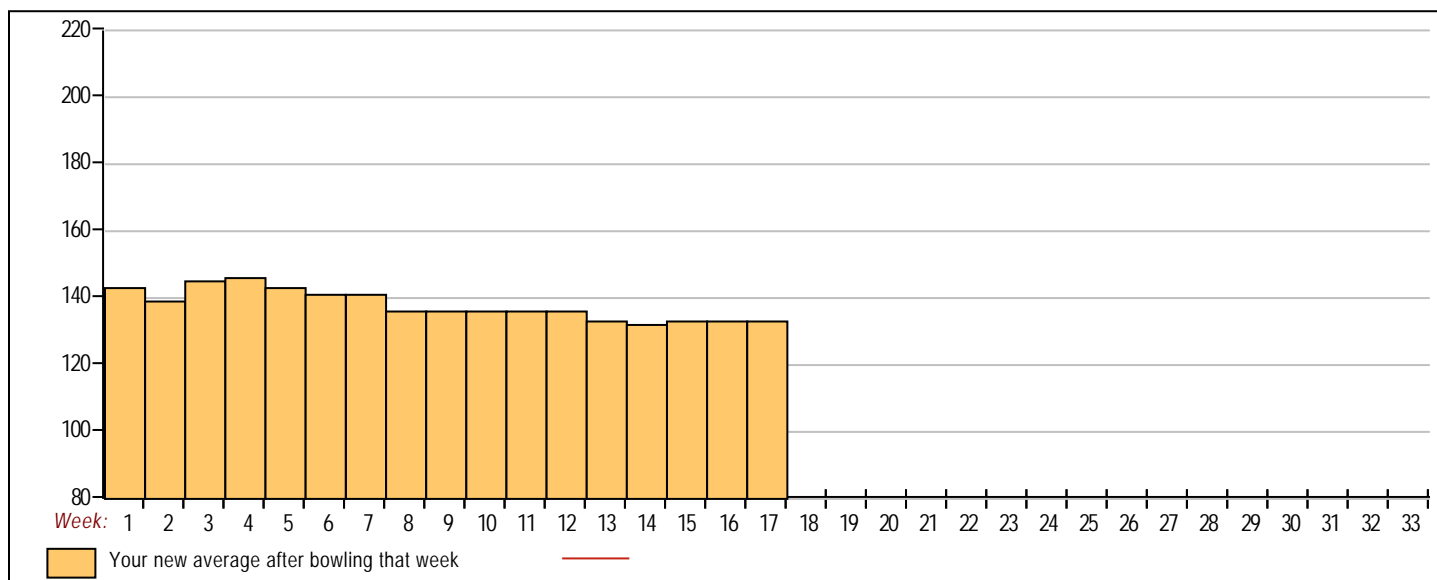
Low series of 310 on week 13

High average of 146.08 after bowling week 4

Low average of 132.79 after bowling week 14

High Scores by Game

Game #1: 176 on week 17 Game #2: 166 on week 11 Game #3: 208 on week 3



Note: This report includes information through January 7 which is Week 17 of 33

Vacant 's Bowling Record - Team 10: Great Balls of Fire

Week No.	Bowling Date	Old Avg	Old HDCP	-1-	-2-	-3-	Total	HDCP Total	Pins	Gms	---Average Change---				High Game	High Sers	HDCP Game	HDCP Sers
											New	Old	---	+/-				
1	09/03/25	140	64	a140	a140	a140	420	612	0	0	-	0.00	=	0.00	0	0		
2	09/10/25	140	64	a140	a140	a140	420	612	0	0	-	0.00	=	0.00	0	0		
3	09/17/25	140	64	v140	v140	v140	420	612	0	0	-	0.00	=	0.00	0	0		
4	09/24/25	140	64	v140	v140	v140	420	612	0	0	-	0.00	=	0.00	0	0		
5	10/01/25	140	64	v140	v140	v140	420	612	0	0	-	0.00	=	0.00	0	0		
6	10/08/25	140	64	v140	v140	v140	420	612	0	0	-	0.00	=	0.00	0	0		
7	10/15/25	140	64	v140	v140	v140	420	612	0	0	-	0.00	=	0.00	0	0		
8	10/22/25	140	64	v140	v140	v140	420	612	0	0	-	0.00	=	0.00	0	0		
9	10/29/25	140	64	v140	v140	v140	420	612	0	0	-	0.00	=	0.00	0	0		
10	11/05/25	140	64	v140	v140	v140	420	612	0	0	-	0.00	=	0.00	0	0		
11	11/12/25	140	64	v140	v140	v140	420	612	0	0	-	0.00	=	0.00	0	0		
12	11/19/25	140	64	v140	v140	v140	420	612	0	0	-	0.00	=	0.00	0	0		
13	11/26/25	140	64	v140	v140	v140	420	612	0	0	-	0.00	=	0.00	0	0		
14	12/03/25	140	0				0	0	0	0	-	0.00	=	0.00	0	0		
15	12/10/25	140	64	v140	v140	v140	420	612	0	0	-	0.00	=	0.00	0	0		
16	12/17/25	140	64	v140	v140	v140	420	612	0	0	-	0.00	=	0.00	0	0		

End of 1st split

17	01/07/26	140	64	v140	v140	v140	420	612	0	0	-	0.00	=	0.00	0	0		
----	----------	-----	----	------	------	------	-----	-----	---	---	---	------	---	------	---	---	--	--



<100	100's	125's	150's	175's	200's	225's	250's	275's	300's
<400	400's	450's	500's	550's	600's	650's	700's	750's	800's

Avg of Game 1 Avg of Game 2 Avg of Game 3

--- --- ---

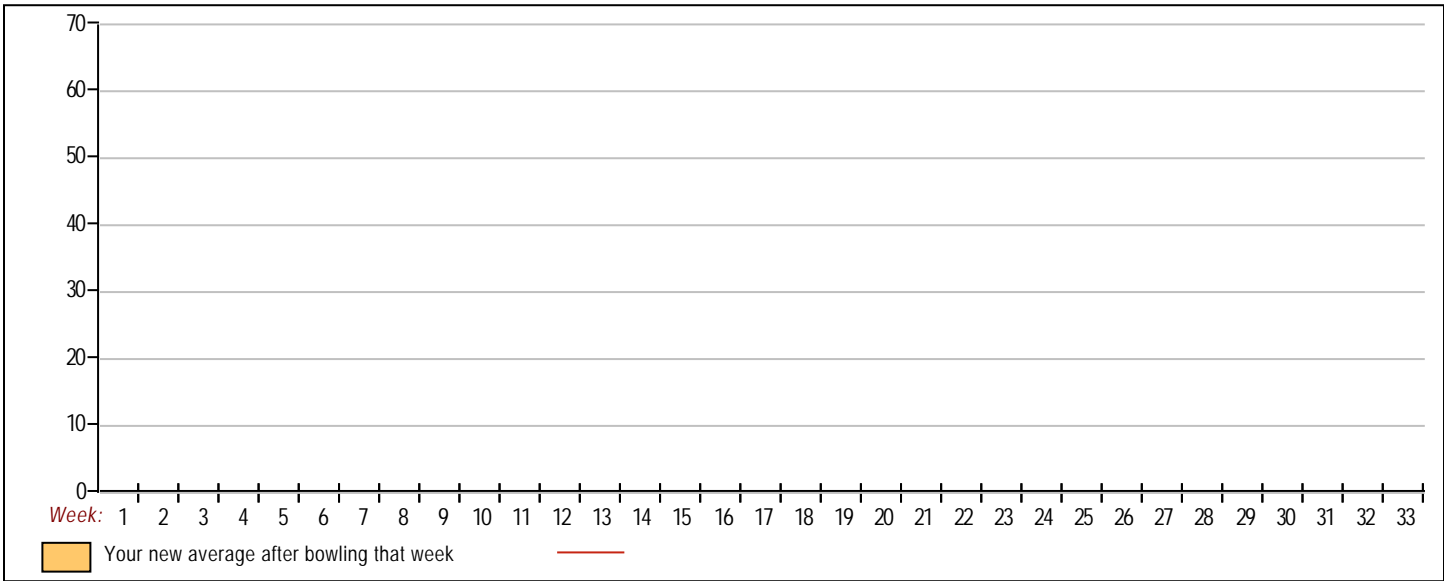
High game of 0 on week 0
Low game of 0 on week 0

High series of 0 on week 0
Low series of 0 on week 0

High average of 0.00 after bowling week 17
Low average of 0.00 after bowling week 17

High Scores by Game

Game #1: 0 on week 0 Game #2: 0 on week 0 Game #3: 0 on week 0



Note: This report includes information through January 7 which is Week 17 of 33

Brian Franzoia's Bowling Record - Team 10: Great Balls of Fire

Week No.	Bowling Date	Old Avg	Old HDCP	-1-	-2-	-3-	Total	HDCP Total	Pins	Gms	---Average Change---			High Game	High Sers	HDCP Game	HDCP Sers
											New	Old	---> +/-				
1	09/03/25	bk139	0				0	0	0	0	-	0.00	= 0.00	0	0		
2	09/10/25	bk139	0				0	0	0	0	-	0.00	= 0.00	0	0		
3	09/17/25	bk139	0				0	0	0	0	-	0.00	= 0.00	0	0		
4	09/24/25	bk139	0				0	0	0	0	-	0.00	= 0.00	0	0		
5	10/01/25	bk139	0				0	0	0	0	-	0.00	= 0.00	0	0		
6	10/08/25	bk139	0				0	0	0	0	-	0.00	= 0.00	0	0		
7	10/15/25	bk139	0				0	0	0	0	-	0.00	= 0.00	0	0		
8	10/22/25	bk139	0				0	0	0	0	-	0.00	= 0.00	0	0		
9	10/29/25	bk139	0				0	0	0	0	-	0.00	= 0.00	0	0		
10	11/05/25	bk139	0				0	0	0	0	-	0.00	= 0.00	0	0		
11	11/12/25	bk139	0				0	0	0	0	-	0.00	= 0.00	0	0		
12	11/19/25	bk139	0				0	0	0	0	-	0.00	= 0.00	0	0		
13	11/26/25	bk139	0				0	0	0	0	-	0.00	= 0.00	0	0		
14	12/03/25	bk139	64	145	139	123	407	599	407	3	135.67	- 0.00	= 135.67	145	407	209	599
15	12/10/25	bk139	0				0	0	407	3	135.67	- 135.67	= 0.00	145	407	209	599
16	12/17/25	bk139	0				0	0	407	3	135.67	- 135.67	= 0.00	145	407	209	599

End of 1st split

17	01/07/26	bk139	64				0	0	407	3	135.67	- 135.67	= 0.00	145	407	209	599
----	----------	-------	----	--	--	--	---	---	-----	---	--------	----------	--------	-----	-----	-----	-----

<u><100</u>	<u>100's</u>	<u>125's</u>	<u>150's</u>	<u>175's</u>	<u>200's</u>	<u>225's</u>	<u>250's</u>	<u>275's</u>	<u>300's</u>
	1	2							
<u><400</u>	<u>400's</u>	<u>450's</u>	<u>500's</u>	<u>550's</u>	<u>600's</u>	<u>650's</u>	<u>700's</u>	<u>750's</u>	<u>800's</u>
	1								

<u>Avg of Game 1</u>	<u>Avg of Game 2</u>	<u>Avg of Game 3</u>
145.00	139.00	123.00

High game of 145 on week 14

Low game of 123 on week 14

High series of 407 on week 14

Low series of 407 on week 14

High average of 135.67 after bowling week 14

Low average of 135.67 after bowling week 14

High Scores by Game

Game #1: 145 on week 14 Game #2: 139 on week 14 Game #3: 123 on week 14

