

Chinese Bowling Club

Classic Bowling Center

Note: This report includes information through January 20 which is Week 18 of 32

Tyler DiGrande's Bowling Record - Team 8: Just Bowling #5

Week No.	Bowling Date	Old Avg	Old HDCP	-1-	-2-	-3-	Total	HDCP Total	Pins	Gms	---Average Change---				High Game	High Sers	HDCP Game	HDCP Sers	
											New	Old	--->	+/-					
1	09/02/25	bk159	48	189	177	161	527	671	527	3	175.67	-	0.00	=	175.67	189	527	237	671
2	09/09/25	bk159	48	138	124	161	423	567	950	6	158.33	-	175.67	=	-17.33	189	527	237	671
3	09/16/25	bk159	48	171	213	185	569	713	1519	9	168.78	-	158.33	=	10.44	213	569	261	713
4	09/23/25	168	41	a168	a168	a168	504	627	1519	9	168.78	-	168.78	=	0.00	213	569	261	713
5	09/30/25	168	41	166	197	118	481	604	2000	12	166.67	-	168.78	=	-2.11	213	569	261	713
6	10/14/25	166	43	a166	a166	a166	498	627	2000	12	166.67	-	166.67	=	0.00	213	569	261	713
7	10/21/25	166	43	126	142	140	408	537	2408	15	160.53	-	166.67	=	-6.13	213	569	261	713
8	10/28/25	160	48	172	171	136	479	623	2887	18	160.39	-	160.53	=	-0.14	213	569	261	713
9	11/04/25	160	48	123	146	148	417	561	3304	21	157.33	-	160.39	=	-3.06	213	569	261	713
10	11/11/25	157	50	a157	a157	a157	471	621	3304	21	157.33	-	157.33	=	0.00	213	569	261	713
11	11/18/25	157	50	214	156	238	608	758	3912	24	163.00	-	157.33	=	5.67	238	608	288	758
12	11/25/25	163	45	189	164	149	502	637	4414	27	163.48	-	163.00	=	0.48	238	608	288	758
13	12/02/25	163	45	143	163	148	454	589	4868	30	162.27	-	163.48	=	-1.21	238	608	288	758
14	12/09/25	162	46	a162	a162	a162	486	624	4868	30	162.27	-	162.27	=	0.00	238	608	288	758
15	12/16/25	162	46	162	178	147	487	625	5355	33	162.27	-	162.27	=	0.01	238	608	288	758
16	01/06/26	162	46	a162	a162	a162	486	624	5355	33	162.27	-	162.27	=	0.00	238	608	288	758

End of 1st split

17	01/13/26	162	46	166	189	a162	517	655	5710	35	163.14	-	162.27	=	0.87	238	608	288	758
18	01/20/26	163	45	212	130	151	493	628	6203	38	163.24	-	163.14	=	0.09	238	608	288	758

<u><100</u>	<u>100's</u>	<u>125's</u>	<u>150's</u>	<u>175's</u>	<u>200's</u>	<u>225's</u>	<u>250's</u>	<u>275's</u>	<u>300's</u>
	3	12	12	7	3	1			
<u><400</u>	<u>400's</u>	<u>450's</u>	<u>500's</u>	<u>550's</u>	<u>600's</u>	<u>650's</u>	<u>700's</u>	<u>750's</u>	<u>800's</u>
	3	5	2	1	1				

Avg of Game 1 Avg of Game 2 Avg of Game 3

167.00

165.38

156.83

High game of 238 on week 11

High series of 608 on week 11

High average of 175.67 after bowling week 1

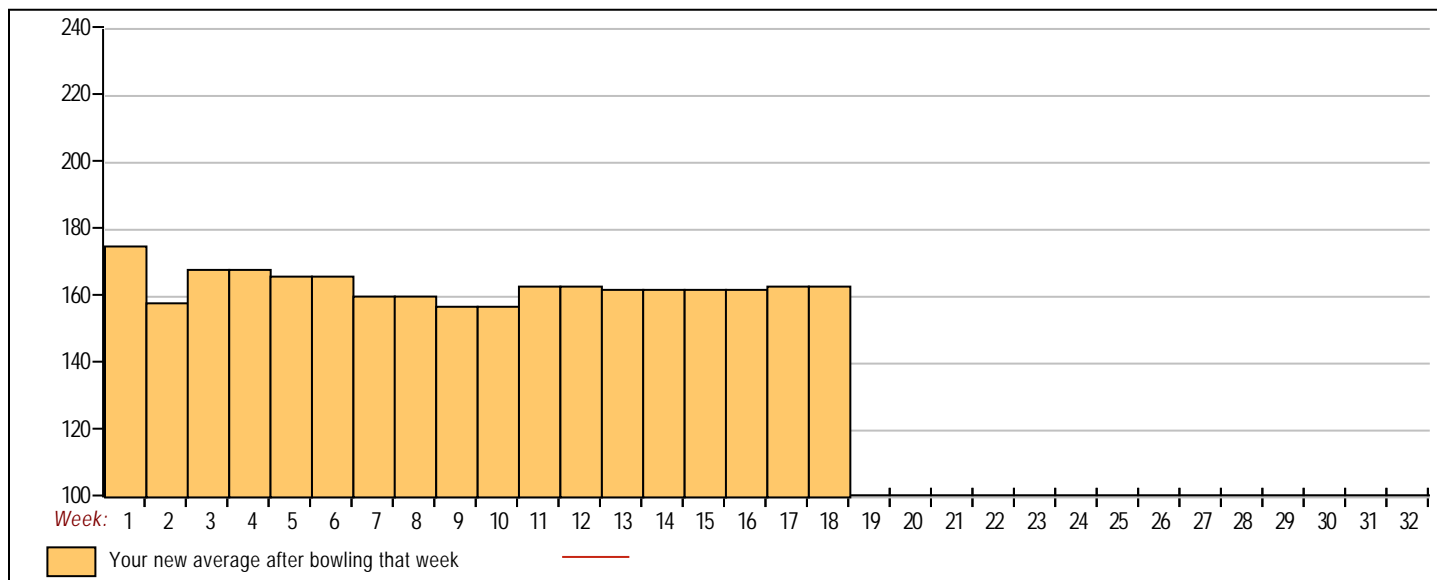
Low game of 118 on week 5

Low series of 408 on week 7

Low average of 157.33 after bowling week 9

High Scores by Game

Game #1: 214 on week 11 Game #2: 213 on week 3 Game #3: 238 on week 11



Note: This report includes information through January 20 which is Week 18 of 32

Chris Phan's Bowling Record - Team 8: Just Bowling #5

Week No.	Bowling Date	Old Avg	Old HDCP	-1-	-2-	-3-	Total	HDCP Total	Pins	Gms	---Average Change---				High Game	High Sers	HDCP Game	HDCP Sers	
											New	Old	--->	+/-					
1	09/02/25	bk187	26	161	215	155	531	609	531	3	177.00	-	0.00	=	177.00	215	531	241	609
2	09/09/25	bk187	26	157	224	208	589	667	1120	6	186.67	-	177.00	=	9.67	224	589	250	667
3	09/16/25	bk187	26	172	209	200	581	659	1701	9	189.00	-	186.67	=	2.33	224	589	250	667
4	09/23/25	189	24	150	201	142	493	565	2194	12	182.83	-	189.00	=	-6.17	224	589	250	667
5	09/30/25	182	30	151	195	211	557	647	2751	15	183.40	-	182.83	=	0.57	224	589	250	667
6	10/14/25	183	29	150	178	214	542	629	3293	18	182.94	-	183.40	=	-0.46	224	589	250	667
7	10/21/25	182	30	186	203	143	532	622	3825	21	182.14	-	182.94	=	-0.80	224	589	250	667
8	10/28/25	182	30	190	194	149	533	623	4358	24	181.58	-	182.14	=	-0.56	224	589	250	667
9	11/04/25	181	31	183	183	132	498	591	4856	27	179.85	-	181.58	=	-1.73	224	589	250	667
10	11/11/25	179	32	190	217	189	596	692	5452	30	181.73	-	179.85	=	1.88	224	596	250	692
11	11/18/25	181	31	143	191	146	480	573	5932	33	179.76	-	181.73	=	-1.98	224	596	250	692
12	11/25/25	179	32	160	211	190	561	657	6493	36	180.36	-	179.76	=	0.60	224	596	250	692
13	12/02/25	180	32	211	178	150	539	635	7032	39	180.31	-	180.36	=	-0.05	224	596	250	692
14	12/09/25	180	32	190	203	111	504	600	7536	42	179.43	-	180.31	=	-0.88	224	596	250	692
15	12/16/25	179	32	158	225	158	541	637	8077	45	179.49	-	179.43	=	0.06	225	596	257	692
16	01/06/26	179	32	a179	a179	a179	537	633	8077	45	179.49	-	179.49	=	0.00	225	596	257	692

End of 1st split

17	01/13/26	179	0				0	0	8077	45	179.49	-	179.49	=	0.00	225	596	257	692
18	01/20/26	179	32	a179	a179	a179	537	633	8077	45	179.49	-	179.49	=	0.00	225	596	257	692

<100	100's	125's	150's	175's	200's	225's	250's	275's	300's
	1	6	11	13	13	1			
<400	400's	450's	500's	550's	600's	650's	700's	750's	800's
		3	7	5					

Avg of Game 1	Avg of Game 2	Avg of Game 3
170.13	201.80	166.53

High game of 225 on week 15

Low game of 111 on week 14

High series of 596 on week 10

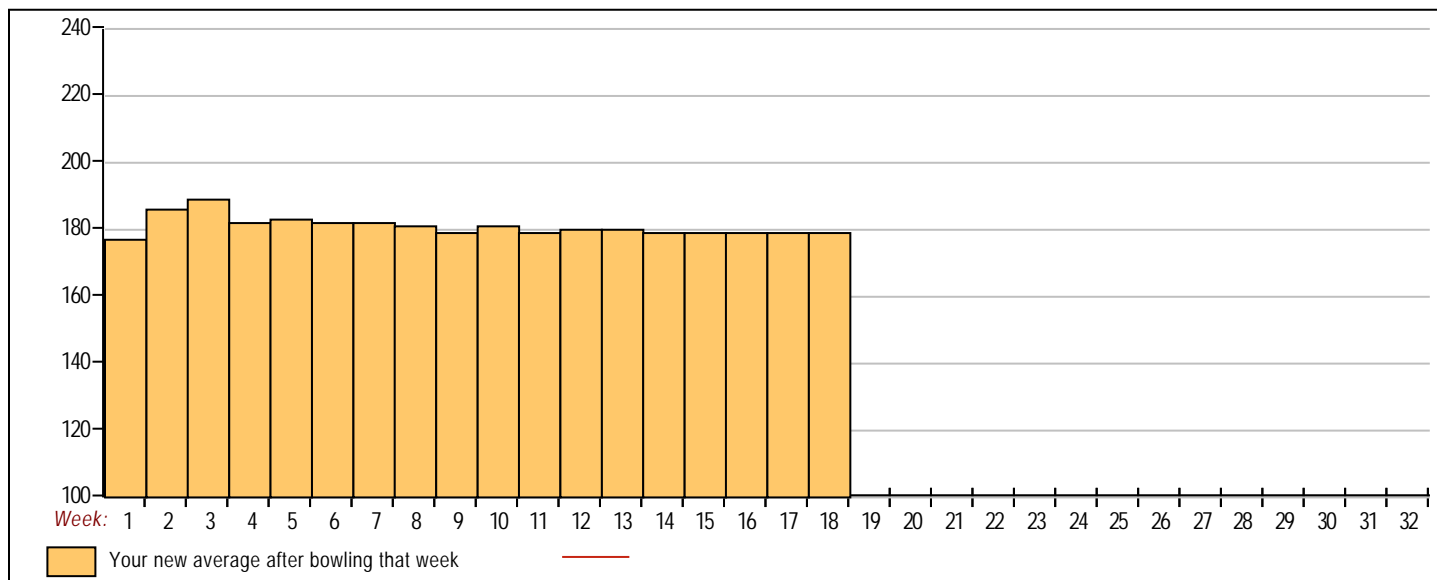
Low series of 480 on week 11

High average of 189.00 after bowling week 3

Low average of 177.00 after bowling week 1

High Scores by Game

Game #1: 211 on week 13 Game #2: 225 on week 15 Game #3: 214 on week 6



Note: This report includes information through January 20 which is Week 18 of 32

Michael Truong's Bowling Record - Team 8: Just Bowling #5

Week No.	Bowling Date	Old Avg	Old HDCP	-1-	-2-	-3-	Total	HDCP Total	Pins	Gms	---Average Change---				High Game	High Sers	HDCP Game	HDCP Sers	
											New	Old	---> +/-						
1	09/02/25	bk197	18	174	160	177	511	565	511	3	170.33	-	0.00	=	170.33	177	511	195	565
2	09/09/25	bk197	18	202	231	188	621	675	1132	6	188.67	-	170.33	=	18.33	231	621	249	675
3	09/16/25	bk197	18	233	220	177	630	684	1762	9	195.78	-	188.67	=	7.11	233	630	251	684
4	09/23/25	195	0				0	0	1762	9	195.78	-	195.78	=	0.00	233	630	251	684
5	09/30/25	195	20	190	182	233	605	665	2367	12	197.25	-	195.78	=	1.47	233	630	253	684
6	10/14/25	197	18	200	195	191	586	640	2953	15	196.87	-	197.25	=	-0.38	233	630	253	684
7	10/21/25	196	19	172	175	158	505	562	3458	18	192.11	-	196.87	=	-4.76	233	630	253	684
8	10/28/25	192	22	209	175	184	568	634	4026	21	191.71	-	192.11	=	-0.40	233	630	253	684
9	11/04/25	191	23	155	186	214	555	624	4581	24	190.88	-	191.71	=	-0.84	233	630	253	684
10	11/11/25	190	24	206	192	193	591	663	5172	27	191.56	-	190.88	=	0.68	233	630	253	684
11	11/18/25	191	23	220	242	222	684	753	5856	30	195.20	-	191.56	=	3.64	242	684	265	753
12	11/25/25	195	20	223	220	152	595	655	6451	33	195.48	-	195.20	=	0.28	242	684	265	753
13	12/02/25	195	20	178	216	235	629	689	7080	36	196.67	-	195.48	=	1.18	242	684	265	753
14	12/09/25	196	19	175	171	178	524	581	7604	39	194.97	-	196.67	=	-1.69	242	684	265	753
15	12/16/25	194	20	170	183	190	543	603	8147	42	193.98	-	194.97	=	-1.00	242	684	265	753
16	01/06/26	193	21	222	222	235	679	742	8826	45	196.13	-	193.98	=	2.16	242	684	265	753

End of 1st split

17	01/13/26	196	19	201	181	183	565	622	9391	48	195.65	-	196.13	=	-0.49	242	684	265	753
18	01/20/26	195	20	195	171	197	563	623	9954	51	195.18	-	195.65	=	-0.47	242	684	265	753

<100	100's	125's	150's	175's	200's	225's	250's	275's	300's
			9	22	14	6			
<400	400's	450's	500's	550's	600's	650's	700's	750's	800's
			4	7	4	2			

Avg of Game 1	Avg of Game 2	Avg of Game 3
195.59	195.41	194.53

High game of 242 on week 11

Low game of 152 on week 12

High series of 684 on week 11

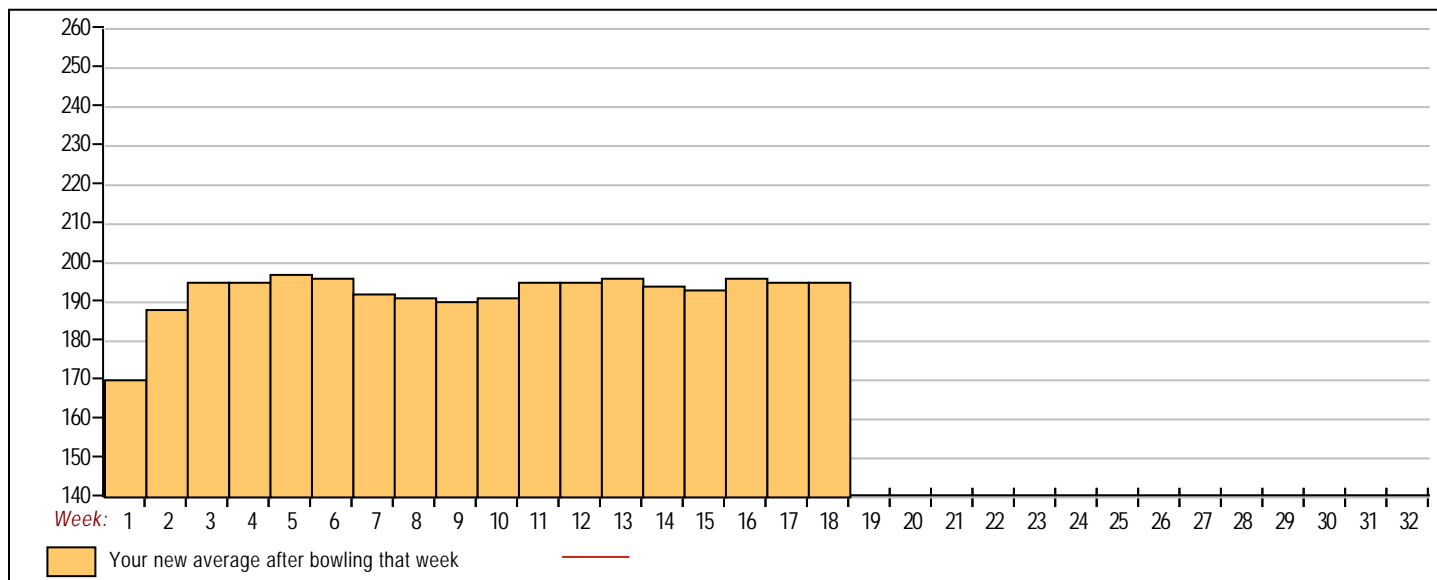
Low series of 505 on week 7

High average of 197.25 after bowling week 5

Low average of 170.33 after bowling week 1

High Scores by Game

Game #1: 233 on week 3 Game #2: 242 on week 11 Game #3: 235 on week 13



Chinese Bowling Club

Classic Bowling Center

Note: This report includes information through January 20 which is Week 18 of 32

Laura Wong's Bowling Record - Team 8: Just Bowling #5

Week No.	Bowling Date	Old Avg	Old HDCP	-1-	-2-	-3-	Total	HDCP Total	Pins	Gms	---Average Change---			High Game	High Sers	HDCP Game	HDCP Sers
											New	Old	---> +/-				
1	09/02/25	bk163	0				0	0	0	0	-	0.00	= 0.00	0	0		
2	09/09/25	bk163	0				0	0	0	0	-	0.00	= 0.00	0	0		
3	09/16/25	bk163	0				0	0	0	0	-	0.00	= 0.00	0	0		
4	09/23/25	bk163	0				0	0	0	0	-	0.00	= 0.00	0	0		
5	09/30/25	bk163	0				0	0	0	0	-	0.00	= 0.00	0	0		
6	10/14/25	bk163	0				0	0	0	0	-	0.00	= 0.00	0	0		
7	10/21/25	bk163	0				0	0	0	0	-	0.00	= 0.00	0	0		
8	10/28/25	bk163	0				0	0	0	0	-	0.00	= 0.00	0	0		
9	11/04/25	bk163	0				0	0	0	0	-	0.00	= 0.00	0	0		
10	11/11/25	bk163	0				0	0	0	0	-	0.00	= 0.00	0	0		
11	11/18/25	bk163	0				0	0	0	0	-	0.00	= 0.00	0	0		
12	11/25/25	bk163	0				0	0	0	0	-	0.00	= 0.00	0	0		
13	12/02/25	bk163	0				0	0	0	0	-	0.00	= 0.00	0	0		
14	12/09/25	bk163	0				0	0	0	0	-	0.00	= 0.00	0	0		
15	12/16/25	bk163	0				0	0	0	0	-	0.00	= 0.00	0	0		
16	01/06/26	bk163	0				0	0	0	0	-	0.00	= 0.00	0	0		

End of 1st split

17	01/13/26	bk163	0				0	0	0	0	-	0.00	= 0.00	0	0		
18	01/20/26	bk163	45				0	0	0	0	-	0.00	= 0.00	0	0		

<100 100's 125's 150's 175's 200's 225's 250's 275's 300's
<400 400's 450's 500's 550's 600's 650's 700's 750's 800's

Avg of Game 1 Avg of Game 2 Avg of Game 3

High game of 0 on week 0 High series of 0 on week 0 High average of 0.00 after bowling week 18
 Low game of 0 on week 0 Low series of 0 on week 0 Low average of 0.00 after bowling week 18

High Scores by Game

Game #1: 0 on week 0 Game #2: 0 on week 0 Game #3: 0 on week 0

