

Note: This report includes information through January 6 which is Week 16 of 32

## Joseph Pearl's Bowling Record - Team 7: Splits Happen

Week No.	Bowling Date	Old Avg	Old HDCP	-1-	-2-	-3-	Total	HDCP Total	Pins	Gms	---Average Change---				High Game	High Sers	HDCP Game	HDCP Sers	
											New	Old	---	+/					
1	09/02/25	bk140	64	114	115	157	386	578	386	3	128.67	-	0.00	=	128.67	157	386	221	578
2	09/09/25	bk140	64	a140	a140	a140	420	612	386	3	128.67	-	128.67	=	0.00	157	386	221	578
3	09/16/25	bk140	64	138	143	178	459	651	845	6	140.83	-	128.67	=	12.17	178	459	242	651
4	09/23/25	bk140	64	133	114	148	395	587	1240	9	137.78	-	140.83	=	-3.06	178	459	242	651
5	09/30/25	137	66	160	177	116	453	651	1693	12	141.08	-	137.78	=	3.31	178	459	243	651
6	10/14/25	141	63	130	124	185	439	628	2132	15	142.13	-	141.08	=	1.05	185	459	248	651
7	10/21/25	142	62	152	171	134	457	643	2589	18	143.83	-	142.13	=	1.70	185	459	248	651
8	10/28/25	143	61	a143	a143	a143	429	612	2589	18	143.83	-	143.83	=	0.00	185	459	248	651
9	11/04/25	143	61	a143	a143	a143	429	612	2589	18	143.83	-	143.83	=	0.00	185	459	248	651
10	11/11/25	143	61	203	151	212	566	749	3155	21	150.24	-	143.83	=	6.40	212	566	273	749
11	11/18/25	150	56	169	147	168	484	652	3639	24	151.63	-	150.24	=	1.39	212	566	273	749
12	11/25/25	151	55	a151	a151	a151	453	618	3639	24	151.63	-	151.63	=	0.00	212	566	273	749
13	12/02/25	151	55	a151	a151	a151	453	618	3639	24	151.63	-	151.63	=	0.00	212	566	273	749
14	12/09/25	151	55	a151	a151	a151	453	618	3639	24	151.63	-	151.63	=	0.00	212	566	273	749
15	12/16/25	151	55	158	153	170	481	646	4120	27	152.59	-	151.63	=	0.97	212	566	273	749
16	01/06/26	152	54	128	212	161	501	663	4621	30	154.03	-	152.59	=	1.44	212	566	273	749

## End of 1st split

<100	100's	125's	150's	175's	200's	225's	250's	275's	300's
	5	8	11	3	3				
<400	400's	450's	500's	550's	600's	650's	700's	750's	800's
2	1	5	1	1					

## Avg of Game 1

148.50

## Avg of Game 2

150.70

## Avg of Game 3

162.90

High game of 212 on week 10

Low game of 114 on week 1

High series of 566 on week 10

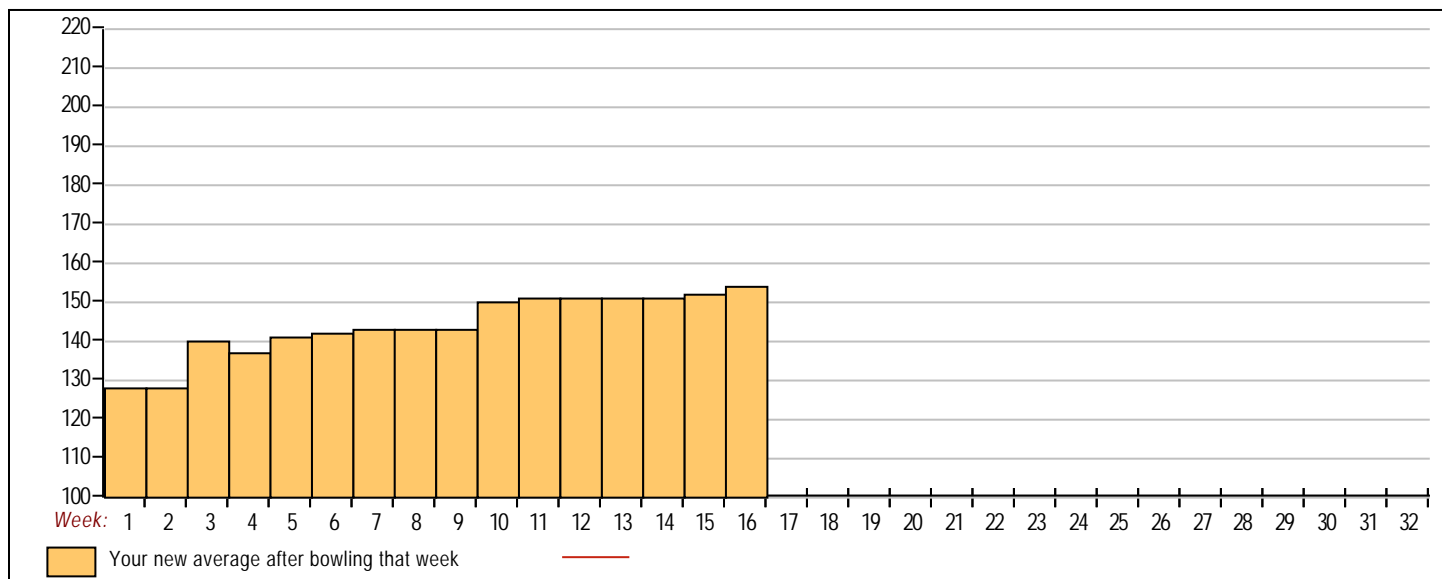
Low series of 386 on week 1

High average of 154.03 after bowling week 16

Low average of 128.67 after bowling week 1

## High Scores by Game

Game #1: 203 on week 10 Game #2: 212 on week 16 Game #3: 212 on week 10



Note: This report includes information through January 6 which is Week 16 of 32

Vacant 's Bowling Record - Team 7: Splits Happen

Week	Bowling	Old	Old						HDCP		---Average Change---			High	High	HDCP	HDCP	
No.	Date	Avg	HDCP	-1-	-2-	-3-	Total	Total	Pins	Gms	New - Old ---> +/-			Game	Sers	Game	Sers	
16	01/06/26	140	64	v140	v140	v140	420	612	0	0	-	0.00	=	0.00	0	0		

End of 1st split



- <100
- 100's
- 125's
- 150's
- 175's
- 200's
- 225's
- 250's
- 275's
- 300's
- <400
- 400's
- 450's
- 500's
- 550's
- 600's
- 650's
- 700's
- 750's
- 800's

Avg of Game 1   Avg of Game 2   Avg of Game 3

---   ---   ---

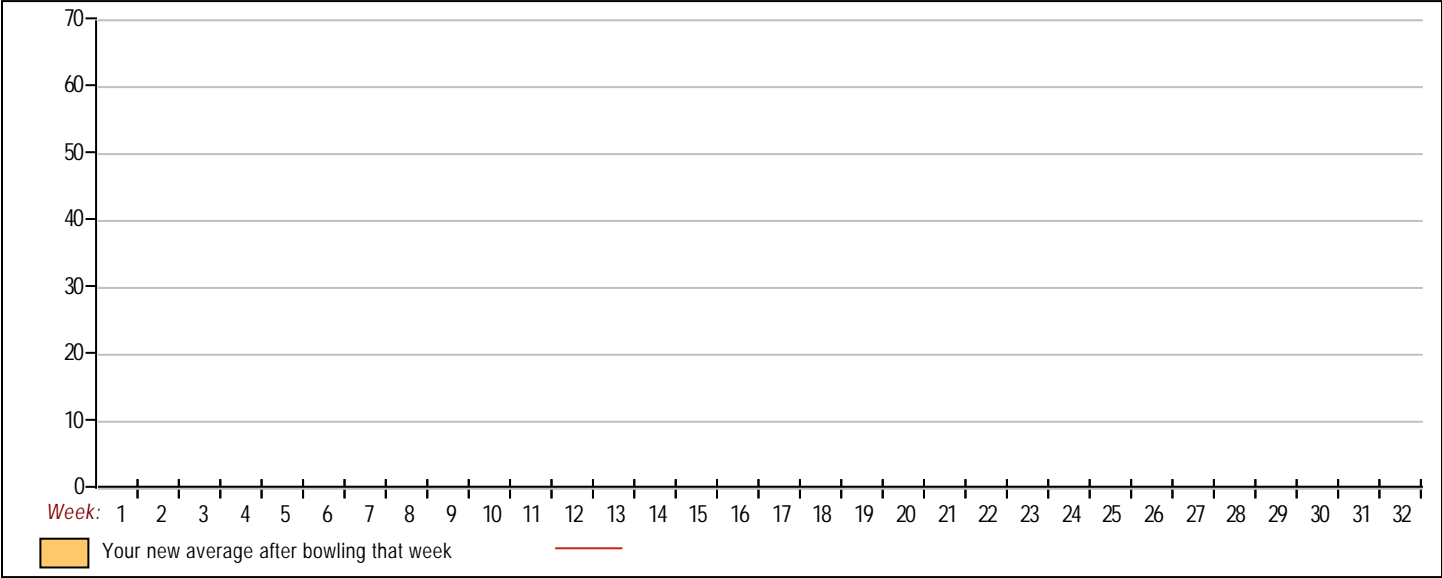
High game of 0 on week 0  
Low game of 0 on week 0

High series of 0 on week 0  
Low series of 0 on week 0

High average of 0.00 after bowling week 16  
Low average of 0.00 after bowling week 16

High Scores by Game

Game #1: 0 on week 0   Game #2: 0 on week 0   Game #3: 0 on week 0



Note: This report includes information through January 6 which is Week 16 of 32

## Daniel Chin's Bowling Record - Team 7: Splits Happen

Week No.	Bowling Date	Old Avg	Old HDCP	-1-	-2-	-3-	Total	HDCP Total	Pins	Gms	---Average Change---				High Game	High Sers	HDCP Game	HDCP Sers	
											New	Old	---	+/					
1	09/02/25	bk239	0	246	203	235	684	684	684	3	228.00	-	0.00	=	228.00	246	684	246	684
2	09/09/25	bk239	0	287	256	247	790	790	1474	6	245.67	-	228.00	=	17.67	287	790	287	790
3	09/16/25	bk239	0	a239	a239	a239	717	717	1474	6	245.67	-	245.67	=	0.00	287	790	287	790
4	09/23/25	bk239	0	179	259	223	661	661	2135	9	237.22	-	245.67	=	-8.44	287	790	287	790
5	09/30/25	237	0	247	278	201	726	726	2861	12	238.42	-	237.22	=	1.19	287	790	287	790
6	10/14/25	238	0	197	253	214	664	664	3525	15	235.00	-	238.42	=	-3.42	287	790	287	790
7	10/21/25	235	0	267	248	265	780	780	4305	18	239.17	-	235.00	=	4.17	287	790	287	790
8	10/28/25	239	0	277	237	258	772	772	5077	21	241.76	-	239.17	=	2.60	287	790	287	790
9	11/04/25	241	0	247	279	223	749	749	5826	24	242.75	-	241.76	=	0.99	287	790	287	790
10	11/11/25	242	0	247	225	249	721	721	6547	27	242.48	-	242.75	=	-0.27	287	790	287	790
11	11/18/25	242	0	230	254	189	673	673	7220	30	240.67	-	242.48	=	-1.81	287	790	287	790
12	11/25/25	240	0	173	235	a240	648	648	7628	32	238.38	-	240.67	=	-2.29	287	790	287	790
13	12/02/25	238	0	247	238	237	722	722	8350	35	238.57	-	238.38	=	0.20	287	790	287	790
14	12/09/25	238	0	247	248	206	701	701	9051	38	238.18	-	238.57	=	-0.39	287	790	287	790
15	12/16/25	238	0	278	299	218	795	795	9846	41	240.15	-	238.18	=	1.96	299	795	299	795
16	01/06/26	240	0	a240	a240	a240	720	720	9846	41	240.15	-	240.15	=	0.00	299	795	299	795

## End of 1st split

<100	100's	125's	150's	175's	200's	225's	250's	275's	300's
			1	3	7	17	7	6	
<400	400's	450's	500's	550's	600's	650's	700's	750's	800's
						4	5	4	

Avg of Game 1	Avg of Game 2	Avg of Game 3
240.64	250.86	228.08

High game of 299 on week 15

Low game of 173 on week 12

High series of 795 on week 15

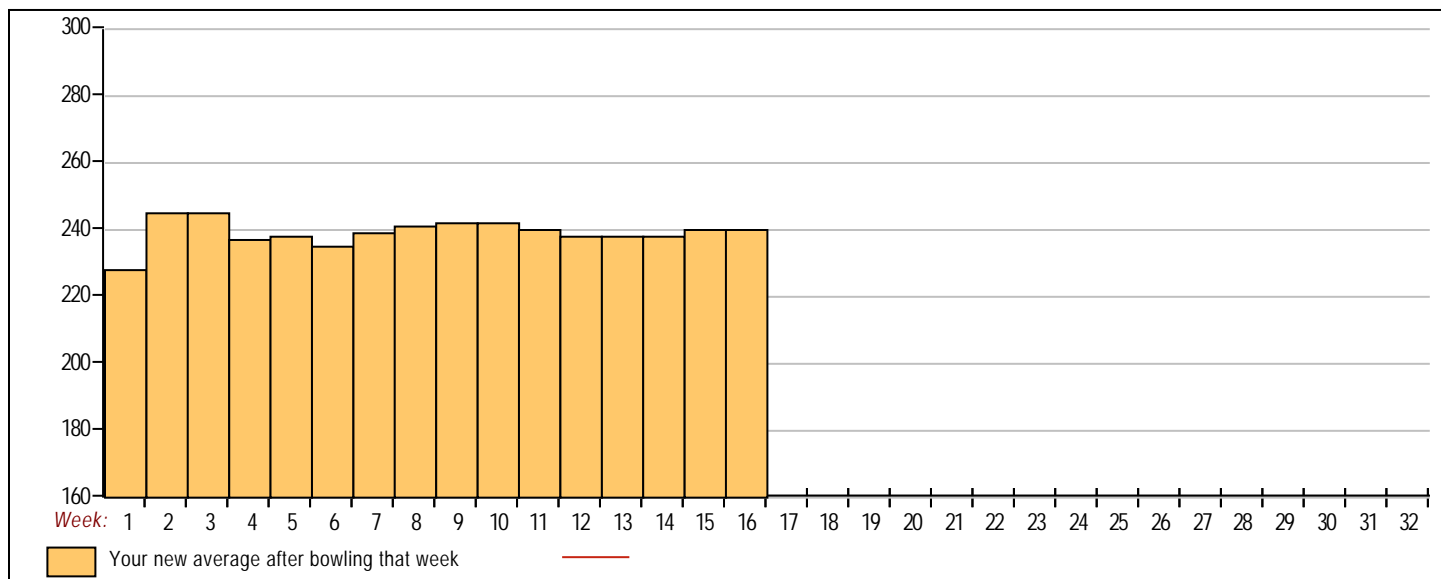
Low series of 648 on week 12

High average of 245.67 after bowling week 2

Low average of 228.00 after bowling week 1

## High Scores by Game

Game #1: 287 on week 2 Game #2: 299 on week 15 Game #3: 265 on week 7



# Chinese Bowling Club

## Classic Bowling Center

Note: This report includes information through January 6 which is Week 16 of 32

### Valerie Chin's Bowling Record - Team 7: Splits Happen

Week No.	Bowling Date	Old Avg	Old HDCP	-1-	-2-	-3-	Total	HDCP Total	Pins	Gms	---Average Change---			High Game	High Sers	HDCP Game	HDCP Sers
											New	Old	---> +/-				
1	09/02/25	bk145	0				0	0	0	0	-	0.00	= 0.00	0	0		
2	09/09/25	bk145	60	172	158	147	477	657	477	3	159.00	- 0.00	= 159.00	172	477	232	657
3	09/16/25	bk145	60	158	140	158	456	636	933	6	155.50	- 159.00	= -3.50	172	477	232	657
4	09/23/25	bk145	60	a145	a145	a145	435	615	933	6	155.50	- 155.50	= 0.00	172	477	232	657
5	09/30/25	bk145	60	a145	a145	a145	435	615	933	6	155.50	- 155.50	= 0.00	172	477	232	657
6	10/14/25	bk145	60	a145	a145	a145	435	615	933	6	155.50	- 155.50	= 0.00	172	477	232	657
7	10/21/25	bk145	60	132	117	180	429	609	1362	9	151.33	- 155.50	= -4.17	180	477	240	657
8	10/28/25	151	55	a151	a151	a151	453	618	1362	9	151.33	- 151.33	= 0.00	180	477	240	657
9	11/04/25	151	55	122	116	a151	389	554	1600	11	145.45	- 151.33	= -5.88	180	477	240	657
10	11/11/25	145	60	128	123	a145	396	576	1851	13	142.38	- 145.45	= -3.07	180	477	240	657
11	11/18/25	142	62	a142	a142	a142	426	612	1851	13	142.38	- 142.38	= 0.00	180	477	240	657
12	11/25/25	142	62	131	159	147	437	623	2288	16	143.00	- 142.38	= 0.62	180	477	240	657
13	12/02/25	143	61	a143	a143	a143	429	612	2288	16	143.00	- 143.00	= 0.00	180	477	240	657
14	12/09/25	143	61	a143	a143	a143	429	612	2288	16	143.00	- 143.00	= 0.00	180	477	240	657
15	12/16/25	143	61	a143	a143	a143	429	612	2288	16	143.00	- 143.00	= 0.00	180	477	240	657
16	01/06/26	143	61				0	0	2288	16	143.00	- 143.00	= 0.00	180	477	240	657

End of 1st split

<100	100's	125's	150's	175's	200's	225's	250's	275's	300's
	4	6	5	1					
<400	400's	450's	500's	550's	600's	650's	700's	750's	800's
	2	2							

Avg of Game 1	Avg of Game 2	Avg of Game 3
140.50	135.50	158.00

High game of 180 on week 7

Low game of 116 on week 9

High series of 477 on week 2

Low series of 389 on week 9

High average of 159.00 after bowling week 2

Low average of 142.38 after bowling week 10

#### High Scores by Game

Game #1: 172 on week 2 Game #2: 159 on week 12 Game #3: 180 on week 7

