

Note: This report includes information through January 6 which is Week 16 of 32

Phu Hy's Bowling Record - Team 6: Just Bowling #4

Week No.	Bowling Date	Old Avg	Old HDCP	-1-	-2-	-3-	Total	HDCP Total	Pins	Gms	---Average Change---				High Game	High Sers	HDCP Game	HDCP Sers	
											New	Old	--->	+/-					
1	09/02/25	bk195	20	245	179	226	650	710	650	3	216.67	-	0.00	=	216.67	245	650	265	710
2	09/09/25	bk195	20	225	158	214	597	657	1247	6	207.83	-	216.67	=	-8.83	245	650	265	710
3	09/16/25	bk195	20	198	168	168	534	594	1781	9	197.89	-	207.83	=	-9.94	245	650	265	710
4	09/23/25	197	18	179	224	192	595	649	2376	12	198.00	-	197.89	=	0.11	245	650	265	710
5	09/30/25	198	17	176	206	159	541	592	2917	15	194.47	-	198.00	=	-3.53	245	650	265	710
6	10/14/25	194	20	150	175	173	498	558	3415	18	189.72	-	194.47	=	-4.74	245	650	265	710
7	10/21/25	189	24	187	131	164	482	554	3897	21	185.57	-	189.72	=	-4.15	245	650	265	710
8	10/28/25	185	28	125	196	140	461	545	4358	24	181.58	-	185.57	=	-3.99	245	650	265	710
9	11/04/25	185	28	198	211	175	584	668	4942	27	183.04	-	181.58	=	1.45	245	650	265	710
10	11/11/25	185	28	171	181	202	554	638	5496	30	183.20	-	183.04	=	0.16	245	650	265	710
11	11/18/25	185	28	167	193	198	558	642	6054	33	183.45	-	183.20	=	0.25	245	650	265	710
12	11/25/25	185	28	182	108	183	473	557	6527	36	181.31	-	183.45	=	-2.15	245	650	265	710
13	12/02/25	185	28	156	215	170	541	625	7068	39	181.23	-	181.31	=	-0.07	245	650	265	710
14	12/09/25	185	28	200	226	226	652	736	7720	42	183.81	-	181.23	=	2.58	245	652	265	736
15	12/16/25	185	28	209	236	224	669	753	8389	45	186.42	-	183.81	=	2.61	245	669	265	753
16	01/06/26	186	27	251	187	149	587	668	8976	48	187.00	-	186.42	=	0.58	251	669	278	753

End of 1st split

<100	100's	125's	150's	175's	200's	225's	250's	275's	300's
	1	4	11	16	9	6	1		
<400	400's	450's	500's	550's	600's	650's	700's	750's	800's
		4	3	6		3			
Avg of Game 1			Avg of Game 2			Avg of Game 3			
188.69			187.13			185.19			

High game of 251 on week 16

Low game of 108 on week 12

High series of 669 on week 15

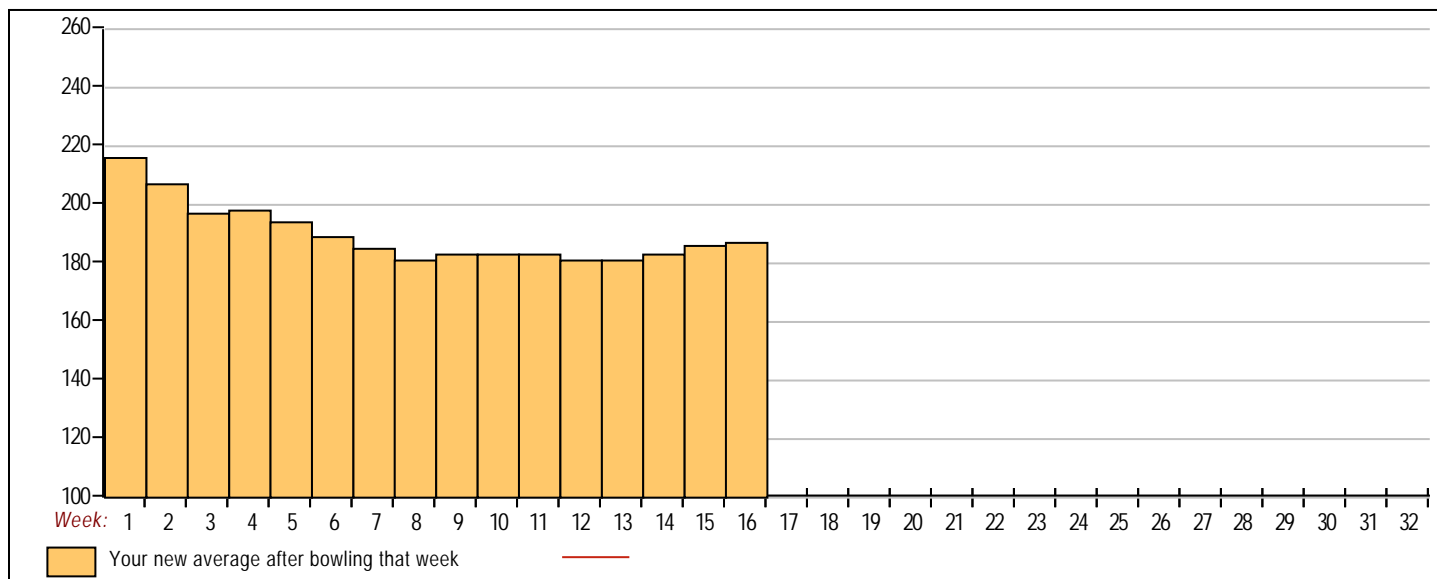
Low series of 461 on week 8

High average of 216.67 after bowling week 1

Low average of 181.23 after bowling week 13

High Scores by Game

Game #1: 251 on week 16 Game #2: 236 on week 15 Game #3: 226 on week 1



Note: This report includes information through January 6 which is Week 16 of 32

Valery Truong's Bowling Record - Team 6: Just Bowling #4

Week No.	Bowling Date	Old Avg	Old HDCP	-1-	-2-	-3-	Total	HDCP Total	Pins	Gms	---Average Change---			High Game	High Sers	HDCP Game	HDCP Sers
											New	Old	---> +/-				
1	09/02/25	bk165	0				0	0	0	0	-	0.00	= 0.00	0	0		
2	09/09/25	bk165	44	189	222	147	558	690	558	3	186.00	-	0.00	= 186.00	222	558	266 690
3	09/16/25	bk165	44	169	212	183	564	696	1122	6	187.00	-	186.00	= 1.00	222	564	266 696
4	09/23/25	bk165	44	176	151	180	507	639	1629	9	181.00	-	187.00	= -6.00	222	564	266 696
5	09/30/25	181	0				0	0	1629	9	181.00	-	181.00	= 0.00	222	564	266 696
6	10/14/25	181	31	166	157	160	483	576	2112	12	176.00	-	181.00	= -5.00	222	564	266 696
7	10/21/25	176	35	165	159	173	497	602	2609	15	173.93	-	176.00	= -2.07	222	564	266 696
8	10/28/25	173	37	163	185	204	552	663	3161	18	175.61	-	173.93	= 1.68	222	564	266 696
9	11/04/25	175	36	160	157	159	476	584	3637	21	173.19	-	175.61	= -2.42	222	564	266 696
10	11/11/25	173	37	182	212	166	560	671	4197	24	174.88	-	173.19	= 1.68	222	564	266 696
11	11/18/25	174	36	124	180	200	504	612	4701	27	174.11	-	174.88	= -0.76	222	564	266 696
12	11/25/25	174	36	a174	a174	a174	522	630	4701	27	174.11	-	174.11	= 0.00	222	564	266 696
13	12/02/25	174	36	157	170	137	464	572	5165	30	172.17	-	174.11	= -1.94	222	564	266 696
14	12/09/25	172	38	155	187	174	516	630	5681	33	172.15	-	172.17	= -0.02	222	564	266 696
15	12/16/25	172	38	186	188	133	507	621	6188	36	171.89	-	172.15	= -0.26	222	564	266 696
16	01/06/26	171	39	181	150	245	576	693	6764	39	173.44	-	171.89	= 1.55	245	576	284 696

End of 1st split

<100	100's	125's	150's	175's	200's	225's	250's	275's	300's
	1	3	18	11	5	1			
<400	400's	450's	500's	550's	600's	650's	700's	750's	800's
		4	4	5					

Avg of Game 1

167.15

Avg of Game 2

179.23

Avg of Game 3

173.92

High game of 245 on week 16

Low game of 124 on week 11

High series of 576 on week 16

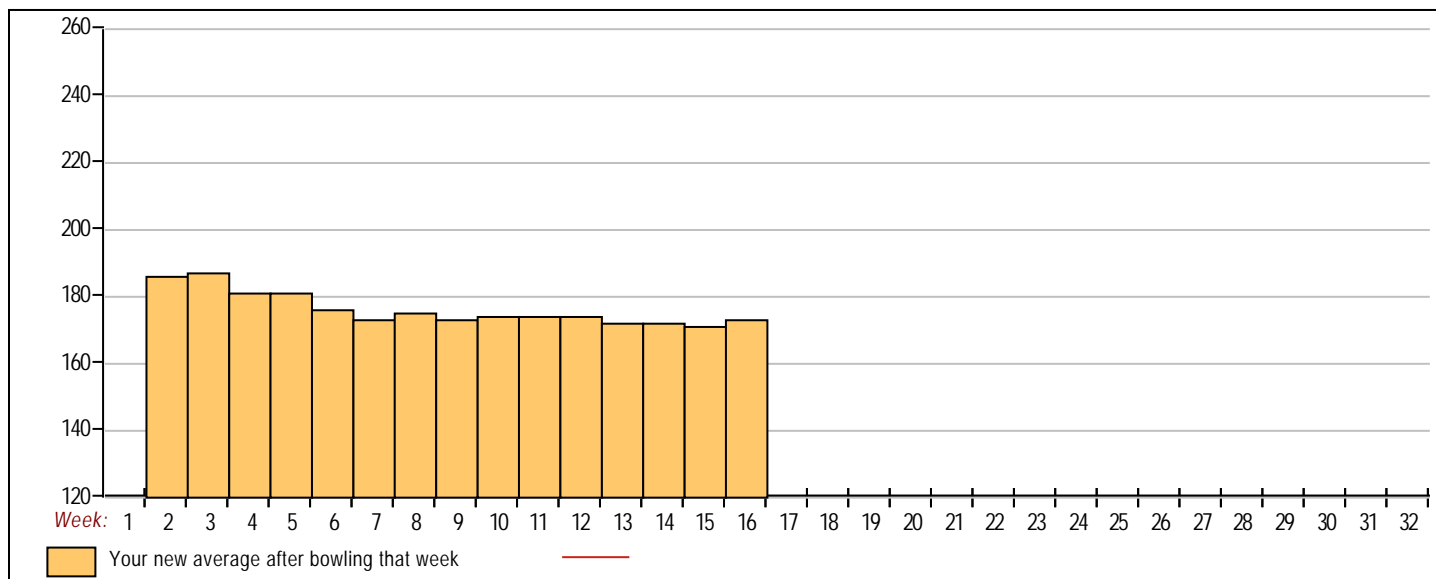
Low series of 464 on week 13

High average of 187.00 after bowling week 3

Low average of 171.89 after bowling week 15

High Scores by Game

Game #1: 189 on week 2 Game #2: 222 on week 2 Game #3: 245 on week 16



Chinese Bowling Club

Classic Bowling Center

Note: This report includes information through January 6 which is Week 16 of 32

David Hy's Bowling Record - Team 6: Just Bowling #4

Week No.	Bowling Date	Old Avg	Old HDCP	-1-	-2-	-3-	Total	HDCP Total	Pins	Gms	---Average Change---				High Game	High Sers	HDCP Game	HDCP Sers	
											New	Old	---> +/-						
1	09/02/25	bk203	13	179	197	156	532	571	532	3	177.33	-	0.00	=	177.33	197	532	210	571
2	09/09/25	bk203	13	158	161	183	502	541	1034	6	172.33	-	177.33	=	-5.00	197	532	210	571
3	09/16/25	bk203	13	182	213	153	548	587	1582	9	175.78	-	172.33	=	3.44	213	548	226	587
4	09/23/25	193	21	210	209	205	624	687	2206	12	183.83	-	175.78	=	8.06	213	624	231	687
5	09/30/25	193	21	190	202	176	568	631	2774	15	184.93	-	183.83	=	1.10	213	624	231	687
6	10/14/25	193	21	a193	a193	a193	579	642	2774	15	184.93	-	184.93	=	0.00	213	624	231	687
7	10/21/25	193	0				0	0	2774	15	184.93	-	184.93	=	0.00	213	624	231	687
8	10/28/25	193	0				0	0	2774	15	184.93	-	184.93	=	0.00	213	624	231	687
9	11/04/25	193	21	152	213	181	546	609	3320	18	184.44	-	184.93	=	-0.49	213	624	234	687
10	11/11/25	193	21	190	230	254	674	737	3994	21	190.19	-	184.44	=	5.75	254	674	275	737
11	11/18/25	193	21	167	143	243	553	616	4547	24	189.46	-	190.19	=	-0.73	254	674	275	737
12	11/25/25	193	21	160	211	190	561	624	5108	27	189.19	-	189.46	=	-0.27	254	674	275	737
13	12/02/25	193	21	158	195	214	567	630	5675	30	189.17	-	189.19	=	-0.02	254	674	275	737
14	12/09/25	193	21	170	174	178	522	585	6197	33	187.79	-	189.17	=	-1.38	254	674	275	737
15	12/16/25	193	21	224	223	209	656	719	6853	36	190.36	-	187.79	=	2.57	254	674	275	737
16	01/06/26	193	21	212	149	167	528	591	7381	39	189.26	-	190.36	=	-1.10	254	674	275	737

End of 1st split

<100	100's	125's	150's	175's	200's	225's	250's	275's	300's
		2	11	11	12	2	1		
<400	400's	450's	500's	550's	600's	650's	700's	750's	800's
			6	4	1	2			

Avg of Game 1

180.92

Avg of Game 2

193.85

Avg of Game 3

193.00

High game of 254 on week 10

Low game of 143 on week 11

High series of 674 on week 10

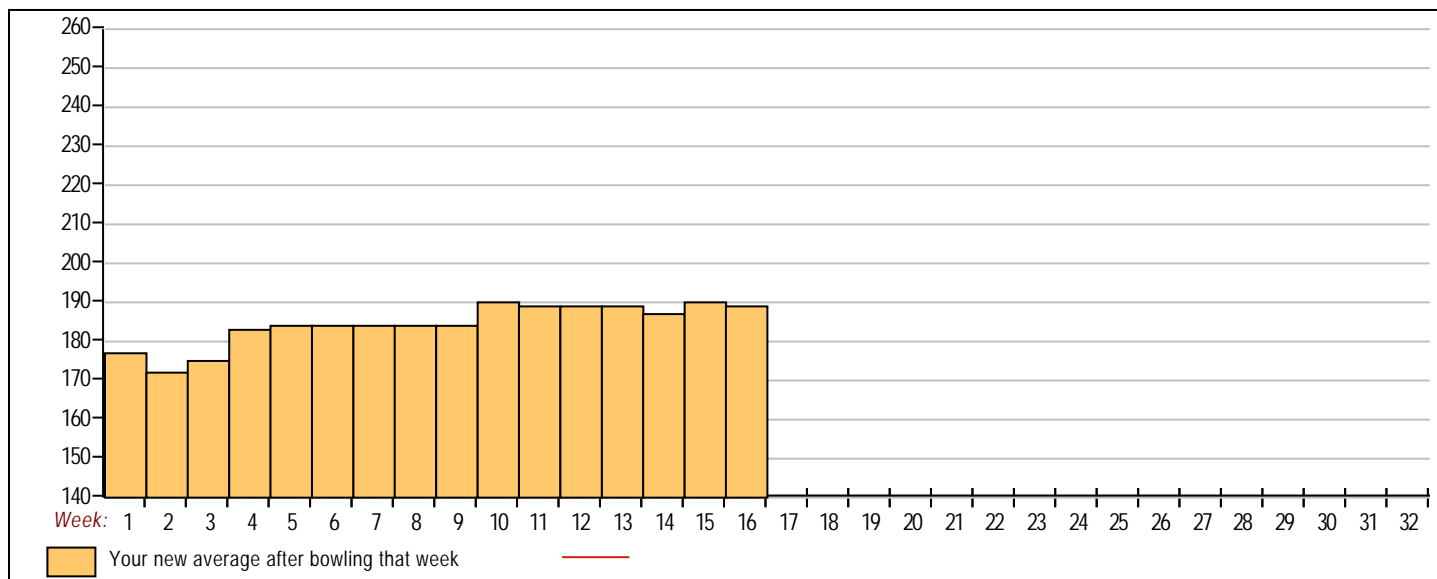
Low series of 502 on week 2

High average of 190.36 after bowling week 15

Low average of 172.33 after bowling week 2

High Scores by Game

Game #1: 224 on week 15 Game #2: 230 on week 10 Game #3: 254 on week 10



Chinese Bowling Club

Classic Bowling Center

Note: This report includes information through January 6 which is Week 16 of 32

Joey Himuro's Bowling Record - Team 6: Just Bowling #4

Week No.	Bowling Date	Old Avg	Old HDCP	-1-	-2-	-3-	Total	HDCP Total	Pins	Gms	---Average Change---				High Game	High Sers	HDCP Game	HDCP Sers	
											New	Old	---> +/-						
5	09/30/25	bk191	23	170	221	152	543	612	543	3	181.00	-	0.00	=	181.00	221	543	244	612
6	10/14/25	bk191	0				0	0	543	3	181.00	-	181.00	=	0.00	221	543	244	612
7	10/21/25	bk191	0				0	0	543	3	181.00	-	181.00	=	0.00	221	543	244	612
8	10/28/25	bk191	0				0	0	543	3	181.00	-	181.00	=	0.00	221	543	244	612
9	11/04/25	bk191	0				0	0	543	3	181.00	-	181.00	=	0.00	221	543	244	612
10	11/11/25	bk191	0				0	0	543	3	181.00	-	181.00	=	0.00	221	543	244	612
11	11/18/25	bk191	0				0	0	543	3	181.00	-	181.00	=	0.00	221	543	244	612
12	11/25/25	bk191	0				0	0	543	3	181.00	-	181.00	=	0.00	221	543	244	612
13	12/02/25	bk191	0				0	0	543	3	181.00	-	181.00	=	0.00	221	543	244	612
14	12/09/25	bk191	0				0	0	543	3	181.00	-	181.00	=	0.00	221	543	244	612
15	12/16/25	bk191	0				0	0	543	3	181.00	-	181.00	=	0.00	221	543	244	612
16	01/06/26	bk191	23				0	0	543	3	181.00	-	181.00	=	0.00	221	543	244	612

End of 1st split

<100	100's	125's	150's	175's	200's	225's	250's	275's	300's
			2		1				
<400	400's	450's	500's	550's	600's	650's	700's	750's	800's
			1						

Avg of Game 1 Avg of Game 2 Avg of Game 3

170.00

221.00

152.00

High game of 221 on week 5

High series of 543 on week 5

High average of 181.00 after bowling week 5

Low game of 152 on week 5

Low series of 543 on week 5

Low average of 181.00 after bowling week 5

High Scores by Game

Game #1: 170 on week 5 Game #2: 221 on week 5 Game #3: 152 on week 5

