

Chinese Bowling Club

Classic Bowling Center

Note: This report includes information through January 6 which is Week 16 of 32

Terence Pon's Bowling Record - Team 38: Tripod

Week No.	Bowling Date	Old Avg	Old HDCP	-1-	-2-	-3-	Total	HDCP Total	Pins	Gms	---Average Change---				High Game	High Sers	HDCP Game	HDCP Sers	
											New - Old ---> +/-								
1	09/02/25	bk143	0				0	0	0	0	-	0.00	=	0.00	0	0			
2	09/09/25	bk143	61	159	160	139	458	641	458	3	152.67	-	0.00	=	152.67	160	458	221	641
3	09/16/25	bk143	61	128	147	127	402	585	860	6	143.33	-	152.67	=	-9.33	160	458	221	641
4	09/23/25	bk143	0				0	0	860	6	143.33	-	143.33	=	0.00	160	458	221	641
5	09/30/25	bk143	61	135	158	114	407	590	1267	9	140.78	-	143.33	=	-2.56	160	458	221	641
----- Week 6 was bowled after week 8 -----																			
6	10/14/25	141	63	144	139	137	420	609	1687	12	140.78	-	0.00	=	140.78	160	458	221	641
----- Week 7 was bowled after week 9 -----																			
7	10/21/25	141	63	120	173	136	429	618	2116	15	140.78	-	0.00	=	140.78	173	458	234	641
Scores were bowled after week 8 for weeks: 6																			
8	10/28/25	140	64	145	141	145	431	623	2547	18	141.20	-	140.78	=	0.42	173	458	236	641
Scores were bowled after week 9 for weeks: 7																			
9	11/04/25	141	63	117	151	167	435	624	2982	21	142.00	-	141.20	=	0.80	173	458	236	641
----- Week 10 was bowled after week 11 -----																			
10	11/11/25	138	65	132	148	119	399	594	3381	24	142.00	-	0.00	=	142.00	173	458	236	641
Scores were bowled after week 11 for weeks: 10																			
11	11/18/25	142	62	115	128	108	351	537	3732	27	138.22	-	142.00	=	-3.78	173	458	236	641
12	11/25/25	138	0				0	0	3732	27	138.22	-	138.22	=	0.00	173	458	236	641
----- Week 13 was bowled after week 14 -----																			
13	12/02/25	140	64	149	206	120	475	667	4207	30	138.22	-	0.00	=	138.22	206	475	267	658
Scores were bowled after week 14 for weeks: 13																			
14	12/09/25	138	65	153	162	169	484	679	4691	33	142.15	-	138.22	=	3.93	206	484	270	679
15	12/16/25	142	62	126	184	143	453	639	5144	36	142.89	-	142.15	=	0.74	206	484	270	679
16	01/06/26	142	62	121	168	137	426	612	5570	39	142.82	-	142.89	=	-0.07	206	484	270	679

End of 1st split

<100	100's	125's	150's	175's	200's	225's	250's	275's	300's
	8	19	10	1	1				
<400	400's	450's	500's	550's	600's	650's	700's	750's	800's
2	7	4							

Avg of Game 1	Avg of Game 2	Avg of Game 3
134.15	158.85	135.46

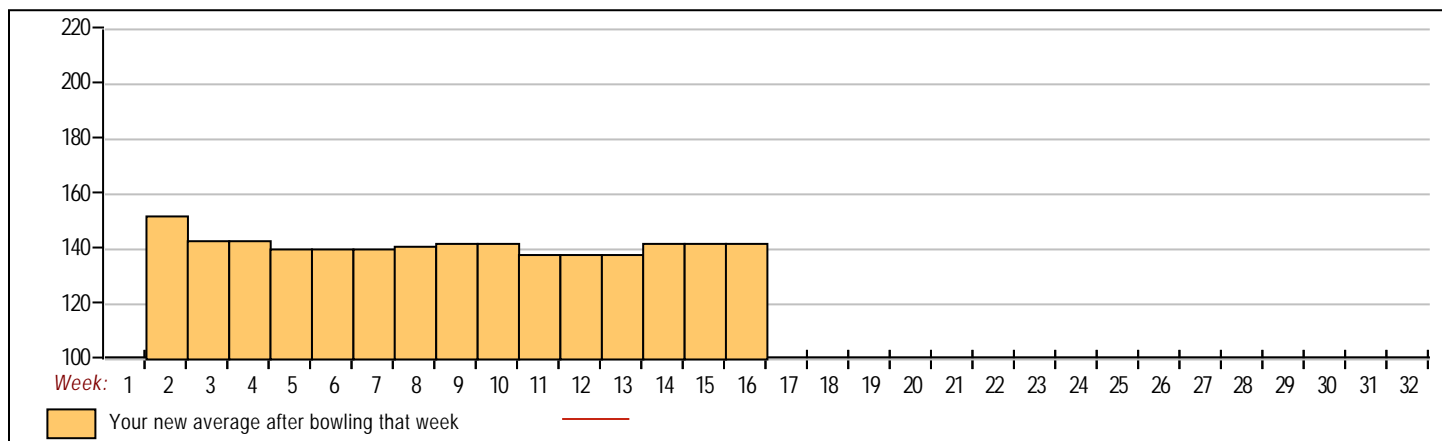
High game of 206 on week 13
Low game of 108 on week 11

High series of 484 on week 14
Low series of 351 on week 11

High average of 152.67 after bowling week 2
Low average of 138.22 after bowling week 11

High Scores by Game

Game #1: 159 on week 2 Game #2: 206 on week 13 Game #3: 169 on week 14



Chinese Bowling Club

Classic Bowling Center

Note: This report includes information through January 6 which is Week 16 of 32

Van Tran's Bowling Record - Team 38: Tripod

Week No.	Bowling Date	Old Avg	Old HDCP	-1-	-2-	-3-	Total	HDCP Total	Pins	Gms	---Average Change---				High Game	High Sers	HDCP Game	HDCP Sers
											New	Old	---> +/-					
1	09/02/25	bk158	49	151	146	114	411	558	411	3	137.00	-	0.00	= 137.00	151	411	200	558
2	09/09/25	bk158	49	169	141	201	511	658	922	6	153.67	-	137.00	= 16.67	201	511	250	658
3	09/16/25	bk158	49	153	165	200	518	665	1440	9	160.00	-	153.67	= 6.33	201	518	250	665
4	09/23/25	160	48	125	141	184	450	594	1890	12	157.50	-	160.00	= -2.50	201	518	250	665
5	09/30/25	157	50	136	218	144	498	648	2388	15	159.20	-	157.50	= 1.70	218	518	268	665
----- Week 6 was bowled after week 8 -----																		
6	10/14/25	161	47	160	129	157	446	587	2834	18	159.20	-	0.00	= 159.20	218	518	268	665
----- Week 7 was bowled after week 9 -----																		
7	10/21/25	160	48	187	179	151	517	661	3351	21	159.20	-	0.00	= 159.20	218	518	268	665
Scores were bowled after week 8 for weeks: 6																		
8	10/28/25	159	48	174	187	161	522	666	3873	24	159.81	-	159.20	= 0.61	218	522	268	666
Scores were bowled after week 9 for weeks: 7																		
9	11/04/25	159	48	184	132	182	498	642	4371	27	161.89	-	159.81	= 2.08	218	522	268	666
----- Week 10 was bowled after week 11 -----																		
10	11/11/25	161	47	191	145	142	478	619	4849	30	161.89	-	0.00	= 161.89	218	522	268	666
Scores were bowled after week 11 for weeks: 10																		
11	11/18/25	161	47	134	170	179	483	624	5332	33	161.58	-	161.89	= -0.31	218	522	268	666
12	11/25/25	161	47	178	200	180	558	699	5890	36	163.61	-	161.58	= 2.04	218	558	268	699
----- Week 13 was bowled after week 14 -----																		
13	12/02/25	165	44	161	169	166	496	628	6386	39	163.61	-	0.00	= 163.61	218	558	268	699
Scores were bowled after week 14 for weeks: 13																		
14	12/09/25	163	45	214	165	178	557	692	6943	42	165.31	-	163.61	= 1.70	218	558	268	699
15	12/16/25	165	44	174	178	205	557	689	7500	45	166.67	-	165.31	= 1.36	218	558	268	699
16	01/06/26	166	43	148	147	177	472	601	7972	48	166.08	-	166.67	= -0.58	218	558	268	699

End of 1st split

<100	100's	125's	150's	175's	200's	225's	250's	275's	300's
	1	13	15	13	6				
<400	400's	450's	500's	550's	600's	650's	700's	750's	800's
	2	7	4	3					

Avg of Game 1	Avg of Game 2	Avg of Game 3
164.94	163.25	170.06

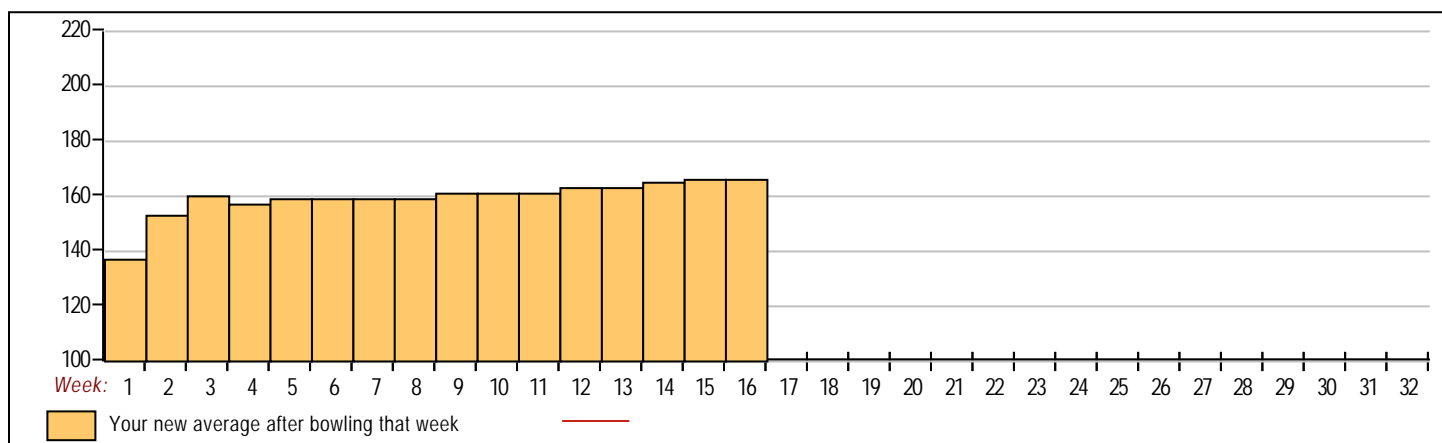
High game of 218 on week 5
Low game of 114 on week 1

High series of 558 on week 12
Low series of 411 on week 1

High average of 166.67 after bowling week 15
Low average of 137.00 after bowling week 1

High Scores by Game

Game #1: 214 on week 14 Game #2: 218 on week 5 Game #3: 205 on week 15



Note: This report includes information through January 6 which is Week 16 of 32

Tim Choy's Bowling Record - Team 38: Tripod

Week No.	Bowling Date	Old Avg	Old HDCP	-1-	-2-	-3-	Total	HDCP Total	Pins	Gms	---Average Change---				High Game	High Sers	HDCP Game	HDCP Sers
											New	Old	---> +/-					
1	09/02/25	bk171	39	154	203	225	582	699	582	3	194.00	-	0.00	= 194.00	225	582	264	699
2	09/09/25	bk171	39	185	164	174	523	640	1105	6	184.17	-	194.00	= -9.83	225	582	264	699
3	09/16/25	bk171	0				0	0	1105	6	184.17	-	184.17	= 0.00	225	582	264	699
4	09/23/25	bk171	39	199	221	164	584	701	1689	9	187.67	-	184.17	= 3.50	225	584	264	701
5	09/30/25	187	0				0	0	1689	9	187.67	-	187.67	= 0.00	225	584	264	701
----- Week 6 was bowled after week 8 -----																		
6	10/14/25	185	28	159	122	139	420	504	2109	12	187.67	-	0.00	= 187.67	225	584	264	701
----- Week 7 was bowled after week 9 -----																		
7	10/21/25	182	30	219	187	210	616	706	2725	15	187.67	-	0.00	= 187.67	225	616	264	733
Scores were bowled after week 8 for weeks: 6																		
8	10/28/25	187	26	193	182	157	532	610	3257	18	176.07	-	187.67	= -11.60	225	616	264	706
Scores were bowled after week 9 for weeks: 7																		
9	11/04/25	176	35	209	246	186	641	746	3898	21	185.62	-	176.07	= 9.55	246	641	281	746
----- Week 10 was bowled after week 11 -----																		
10	11/11/25	183	29	209	179	194	582	669	4480	24	185.62	-	0.00	= 185.62	246	641	281	746
Scores were bowled after week 11 for weeks: 10																		
11	11/18/25	185	28	175	170	170	515	599	4995	27	185.00	-	185.62	= -0.62	246	641	281	746
12	11/25/25	185	28	158	224	148	530	614	5525	30	184.17	-	185.00	= -0.83	246	641	281	746
----- Week 13 was bowled after week 14 -----																		
13	12/02/25	184	28	202	186	199	587	671	6112	33	184.17	-	0.00	= 184.17	246	641	281	746
Scores were bowled after week 14 for weeks: 13																		
14	12/09/25	184	28	157	229	188	574	658	6686	36	185.72	-	184.17	= 1.56	246	641	281	746
15	12/16/25	185	0				0	0	6686	36	185.72	-	185.72	= 0.00	246	641	281	746
16	01/06/26	185	28	232	219	161	612	696	7298	39	187.13	-	185.72	= 1.41	246	641	281	746

End of 1st split

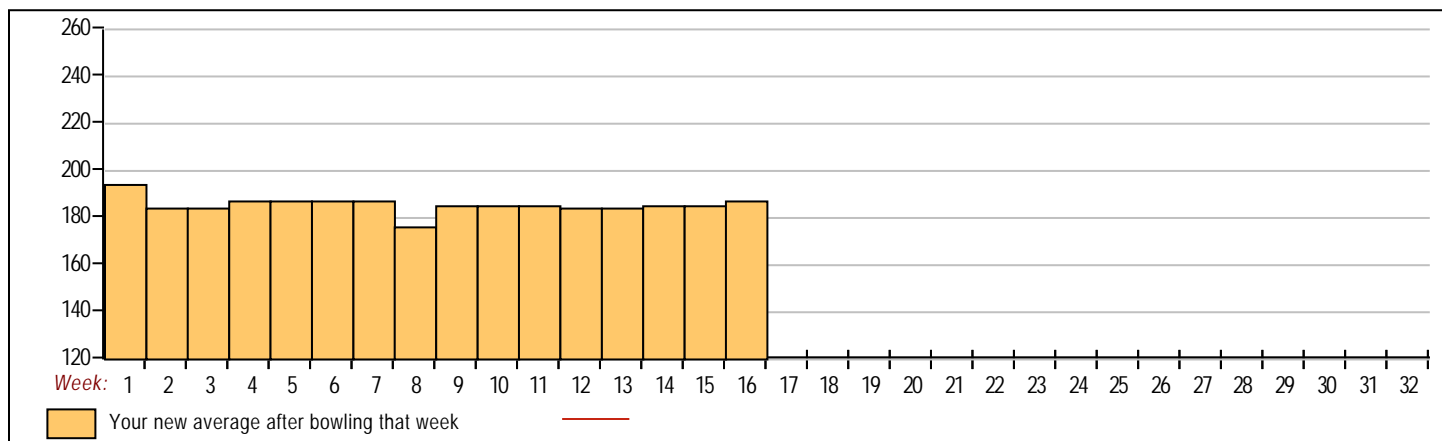
<100	100's	125's	150's	175's	200's	225's	250's	275's	300's
	1	2	11	12	9	4			
<400	400's	450's	500's	550's	600's	650's	700's	750's	800's
	1		4	5	3				

Avg of Game 1	Avg of Game 2	Avg of Game 3
188.54	194.77	178.08

High game of 246 on week 9
Low game of 122 on week 6High series of 641 on week 9
Low series of 420 on week 6High average of 194.00 after bowling week 1
Low average of 176.07 after bowling week 8

High Scores by Game

Game #1: 232 on week 16 Game #2: 246 on week 9 Game #3: 225 on week 1



Chinese Bowling Club

Classic Bowling Center

Note: This report includes information through January 6 which is Week 16 of 32

Roland Lee's Bowling Record - Team 38: Tripod

Week No.	Bowling Date	Old Avg	Old HDCP	-1-	-2-	-3-	Total	HDCP Total	Pins	Gms	---Average Change---				High Game	High Sers	HDCP Game	HDCP Sers	
											New - Old ---> +/-								
1	09/02/25	bk162	46	183	183	173	539	677	539	3	179.67	-	0.00	=	179.67	183	539	229	677
2	09/09/25	bk162	0				0	0	539	3	179.67	-	179.67	=	0.00	183	539	229	677
3	09/16/25	bk162	46	166	163	169	498	636	1037	6	172.83	-	179.67	=	-6.83	183	539	229	677
4	09/23/25	bk162	46	136	137	139	412	550	1449	9	161.00	-	172.83	=	-11.83	183	539	229	677
5	09/30/25	161	47	215	169	181	565	706	2014	12	167.83	-	161.00	=	6.83	215	565	262	706
6	10/14/25	167	0				0	0	2014	12	167.83	-	167.83	=	0.00	215	565	262	706
7	10/21/25	167	0				0	0	2014	12	167.83	-	167.83	=	0.00	215	565	262	706
8	10/28/25	167	0				0	0	2014	12	167.83	-	167.83	=	0.00	215	565	262	706
9	11/04/25	167	0				0	0	2014	12	167.83	-	167.83	=	0.00	215	565	262	706
10	11/11/25	167	0				0	0	2014	12	167.83	-	167.83	=	0.00	215	565	262	706
11	11/18/25	167	0				0	0	2014	12	167.83	-	167.83	=	0.00	215	565	262	706
12	11/25/25	167	42	202	134	163	499	625	2513	15	167.53	-	167.83	=	-0.30	215	565	262	706
13	12/02/25	167	0				0	0	2513	15	167.53	-	167.53	=	0.00	215	565	262	706
14	12/09/25	167	0				0	0	2513	15	167.53	-	167.53	=	0.00	215	565	262	706
15	12/16/25	167	42	170	130	181	481	607	2994	18	166.33	-	167.53	=	-1.20	215	565	262	706
16	01/06/26	166	43				0	0	2994	18	166.33	-	166.33	=	0.00	215	565	262	706

End of 1st split

<100	100's	125's	150's	175's	200's	225's	250's	275's	300's
		5	7	4	2				
<400	400's	450's	500's	550's	600's	650's	700's	750's	800's
	1	3	1	1					

Avg of Game 1

178.67

Avg of Game 2

152.67

Avg of Game 3

167.67

High game of 215 on week 5

Low game of 130 on week 15

High series of 565 on week 5

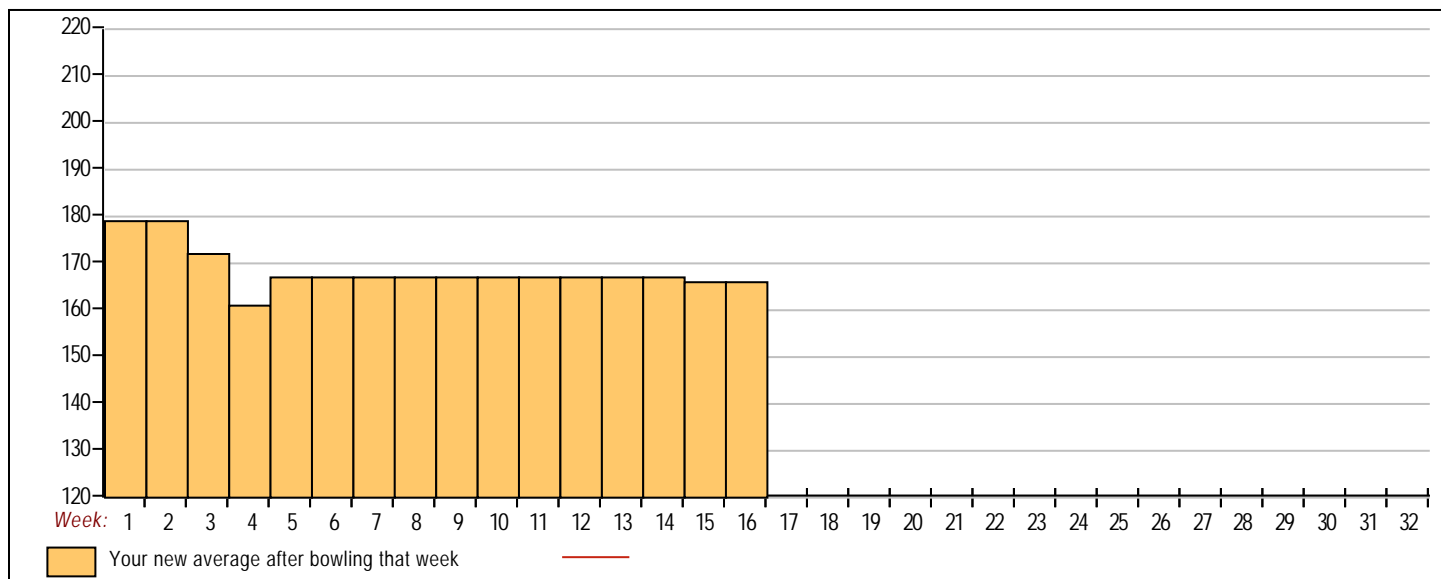
Low series of 412 on week 4

High average of 179.67 after bowling week 1

Low average of 161.00 after bowling week 4

High Scores by Game

Game #1: 215 on week 5 Game #2: 183 on week 1 Game #3: 181 on week 5



Note: This report includes information through January 6 which is Week 16 of 32

Ricky Chan's Bowling Record - Team 38: Tripod

Week No.	Bowling Date	Old Avg	Old HDCP	-1-	-2-	-3-	Total	HDCP Total	Pins	Gms	---Average Change---			High Game	High Sers	HDCP Game	HDCP Sers
											New	Old	---> +/-				
1	09/02/25	bk160	0				0	0	0	0	-	0.00	= 0.00	0	0		
2	09/09/25	bk160	0				0	0	0	0	-	0.00	= 0.00	0	0		
3	09/16/25	bk160	0				0	0	0	0	-	0.00	= 0.00	0	0		
4	09/23/25	bk160	0				0	0	0	0	-	0.00	= 0.00	0	0		
5	09/30/25	bk160	0				0	0	0	0	-	0.00	= 0.00	0	0		
6	10/14/25	bk160	0				0	0	0	0	-	0.00	= 0.00	0	0		
7	10/21/25	bk160	0				0	0	0	0	-	0.00	= 0.00	0	0		
8	10/28/25	bk160	0				0	0	0	0	-	0.00	= 0.00	0	0		
9	11/04/25	bk160	0				0	0	0	0	-	0.00	= 0.00	0	0		
10	11/11/25	bk160	0				0	0	0	0	-	0.00	= 0.00	0	0		
11	11/18/25	bk160	0				0	0	0	0	-	0.00	= 0.00	0	0		
12	11/25/25	bk160	0				0	0	0	0	-	0.00	= 0.00	0	0		
13	12/02/25	bk160	0				0	0	0	0	-	0.00	= 0.00	0	0		
14	12/09/25	bk160	0				0	0	0	0	-	0.00	= 0.00	0	0		
15	12/16/25	bk160	0				0	0	0	0	-	0.00	= 0.00	0	0		
16	01/06/26	bk160	48				0	0	0	0	-	0.00	= 0.00	0	0		

End of 1st split



- <100100's125's150's175's200's225's250's275's300's
- <400400's450's500's550's600's650's700's750's800's

Avg of Game 1Avg of Game 2Avg of Game 3

--- --- ---

High game of 0 on week 0
Low game of 0 on week 0

High series of 0 on week 0
Low series of 0 on week 0

High average of 0.00 after bowling week 16
Low average of 0.00 after bowling week 16

High Scores by Game

Game #1: 0 on week 0 Game #2: 0 on week 0 Game #3: 0 on week 0

