

# Chinese Bowling Club

## Classic Bowling Center

Note: This report includes information through January 6 which is Week 16 of 32

### Art Chu's Bowling Record - Team 25: Team 25

Week No.	Bowling Date	Old Avg	Old HDCP	-1-	-2-	-3-	Total	HDCP Total	Pins	Gms	---Average Change---				High Game	High Sers	HDCP Game	HDCP Sers	
											New	Old	---	+/-					
1	09/02/25	bk168	41	165	136	159	460	583	460	3	153.33	-	0.00	=	153.33	165	460	206	583
2	09/09/25	bk168	41	198	131	188	517	640	977	6	162.83	-	153.33	=	9.50	198	517	239	640
3	09/16/25	bk168	41	192	168	129	489	612	1466	9	162.89	-	162.83	=	0.06	198	517	239	640
4	09/23/25	162	46	157	156	191	504	642	1970	12	164.17	-	162.89	=	1.28	198	517	239	642
5	09/30/25	164	44	178	160	180	518	650	2488	15	165.87	-	164.17	=	1.70	198	518	239	650
6	10/14/25	165	44	166	203	176	545	677	3033	18	168.50	-	165.87	=	2.63	203	545	247	677
7	10/21/25	168	41	154	161	185	500	623	3533	21	168.24	-	168.50	=	-0.26	203	545	247	677
8	10/28/25	168	41	187	167	156	510	633	4043	24	168.46	-	168.24	=	0.22	203	545	247	677
----- Week 9 was bowled after week 11 -----																			
9	11/04/25	167	42	159	165	165	489	615	4532	27	168.46	-	0.00	=	168.46	203	545	247	677
10	11/11/25	168	41	142	140	172	454	577	4986	30	166.56	-	168.46	=	-1.90	203	545	247	677
Scores were bowled after week 11 for weeks: 9																			
11	11/18/25	166	43	196	148	173	517	646	5503	33	166.76	-	166.56	=	0.20	203	545	247	677
12	11/25/25	166	43	225	144	200	569	698	6072	36	168.67	-	166.76	=	1.91	225	569	268	698
13	12/02/25	168	41	192	124	194	510	633	6582	39	168.77	-	168.67	=	0.10	225	569	268	698
14	12/09/25	168	41	147	162	197	506	629	7088	42	168.76	-	168.77	=	-0.01	225	569	268	698
15	12/16/25	168	41	a168	a168	a168	504	627	7088	42	168.76	-	168.76	=	0.00	225	569	268	698
16	01/06/26	168	41	a168	a168	a168	504	627	7088	42	168.76	-	168.76	=	0.00	225	569	268	698

### End of 1st split

<100	100's	125's	150's	175's	200's	225's	250's	275's	300's
	1	8	17	13	2	1			
<400	400's	450's	500's	550's	600's	650's	700's	750's	800's
		4	9	1					

### Avg of Game 1 Avg of Game 2 Avg of Game 3

175.57

154.64

176.07

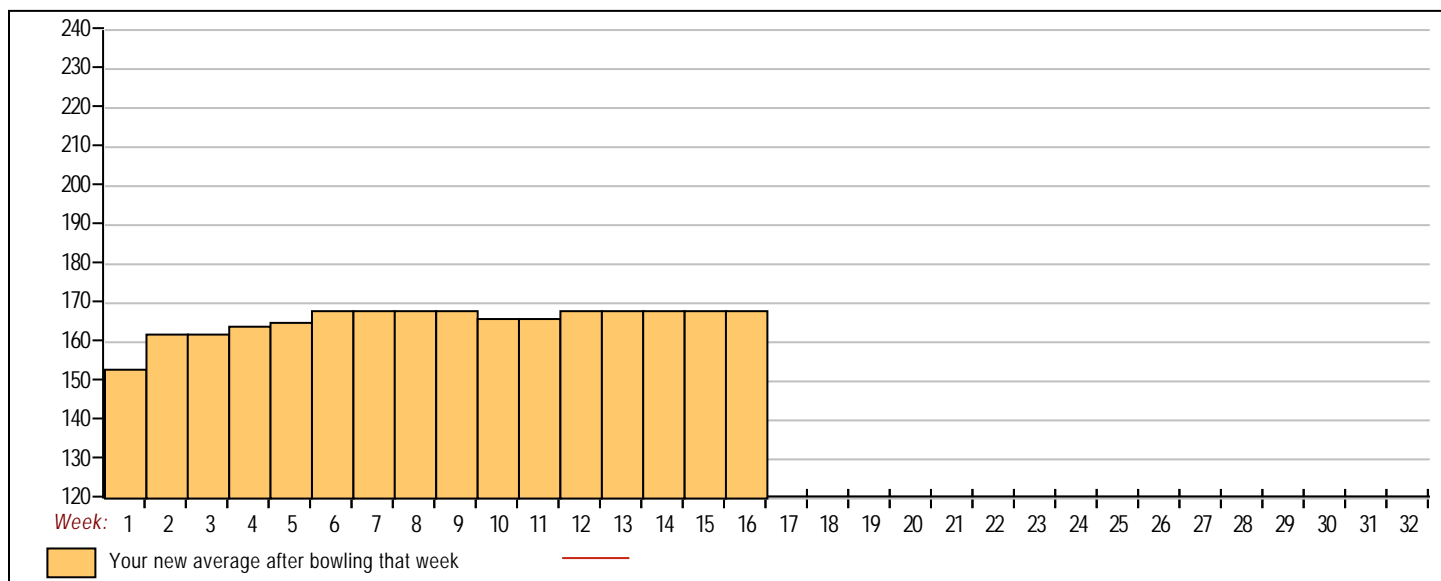
High game of 225 on week 12  
Low game of 124 on week 13

High series of 569 on week 12  
Low series of 454 on week 10

High average of 168.77 after bowling week 13  
Low average of 153.33 after bowling week 1

### High Scores by Game

Game #1: 225 on week 12 Game #2: 203 on week 6 Game #3: 200 on week 12



# Chinese Bowling Club

## Classic Bowling Center

Note: This report includes information through January 6 which is Week 16 of 32

### Jimmy Chang's Bowling Record - Team 25: Team 25

Week No.	Bowling Date	Old Avg	Old HDCP	-1-	-2-	-3-	Total	HDCP Total	Pins	Gms	---Average Change---				High Game	High Sers	HDCP Game	HDCP Sers	
											New	Old	----	+/-					
1	09/02/25	bk199	16	198	217	240	655	703	655	3	218.33	-	0.00	=	218.33	240	655	256	703
2	09/09/25	bk199	16	158	186	150	494	542	1149	6	191.50	-	218.33	=	-26.83	240	655	256	703
3	09/16/25	bk199	16	185	246	242	673	721	1822	9	202.44	-	191.50	=	10.94	246	673	262	721
4	09/23/25	202	14	203	249	193	645	687	2467	12	205.58	-	202.44	=	3.14	249	673	263	721
5	09/30/25	205	12	229	244	202	675	711	3142	15	209.47	-	205.58	=	3.88	249	675	263	721
6	10/14/25	209	8	182	211	235	628	652	3770	18	209.44	-	209.47	=	-0.02	249	675	263	721
7	10/21/25	209	8	199	230	183	612	636	4382	21	208.67	-	209.44	=	-0.78	249	675	263	721
8	10/28/25	208	9	190	201	279	670	697	5052	24	210.50	-	208.67	=	1.83	279	675	288	721
----- Week 9 was bowled after week 11 -----																			
9	11/04/25	208	9	206	167	190	563	590	5615	27	210.50	-	0.00	=	210.50	279	675	288	721
10	11/11/25	210	8	205	199	161	565	589	6180	30	208.04	-	210.50	=	-2.46	279	675	288	721
Scores were bowled after week 11 for weeks: 9																			
11	11/18/25	208	9	187	255	208	650	677	6830	33	206.97	-	208.04	=	-1.07	279	675	288	721
12	11/25/25	206	11	204	207	145	556	589	7386	36	205.17	-	206.97	=	-1.80	279	675	288	721
13	12/02/25	205	12	184	208	231	623	659	8009	39	205.36	-	205.17	=	0.19	279	675	288	721
14	12/09/25	205	12	204	188	157	549	585	8558	42	203.76	-	205.36	=	-1.60	279	675	288	721
15	12/16/25	203	13	189	196	225	610	649	9168	45	203.73	-	203.76	=	-0.03	279	675	288	721
16	01/06/26	203	13	213	200	158	571	610	9739	48	202.90	-	203.73	=	-0.84	279	675	288	721

### End of 1st split

<100	100's	125's	150's	175's	200's	225's	250's	275's	300's
		1	6	15	14	10	1	1	
<400	400's	450's	500's	550's	600's	650's	700's	750's	800's
		1	1	4	5	5			

### Avg of Game 1 Avg of Game 2 Avg of Game 3

196.00

212.75

199.94

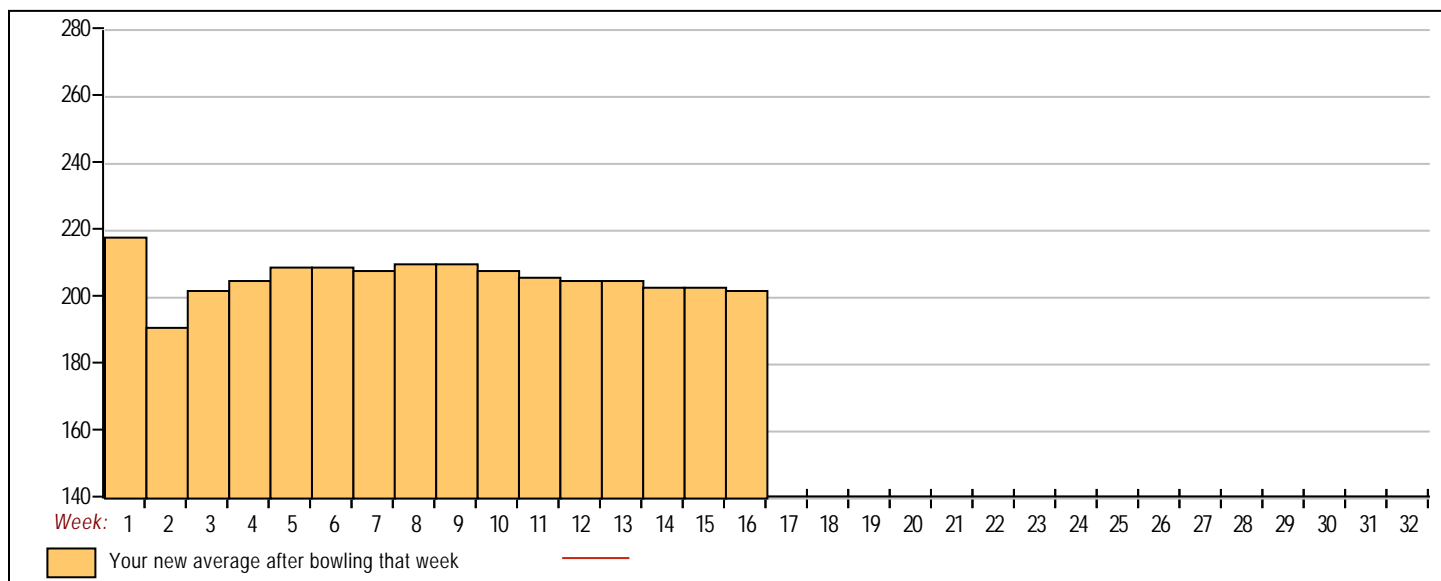
High game of 279 on week 8  
Low game of 145 on week 12

High series of 675 on week 5  
Low series of 494 on week 2

High average of 218.33 after bowling week 1  
Low average of 191.50 after bowling week 2

### High Scores by Game

Game #1: 229 on week 5 Game #2: 255 on week 11 Game #3: 279 on week 8



# Chinese Bowling Club

## Classic Bowling Center

Note: This report includes information through January 6 which is Week 16 of 32

### Erik Joseph's Bowling Record - Team 25: Team 25

Week No.	Bowling Date	Old Avg	Old HDCP	-1-	-2-	-3-	Total	HDCP Total	Pins	Gms	---Average Change---			High Game	High Sers	HDCP Game	HDCP Sers		
											New	Old	---> +/-						
3	09/16/25	bk213	0				0	0	0	0	-	0.00	=	0.00	0	0			
4	09/23/25	bk213	5	188	159	202	549	564	549	3	183.00	-	0.00	=	183.00	202	549	207	564
5	09/30/25	bk213	5	125	195	176	496	511	1045	6	174.17	-	183.00	=	-8.83	202	549	207	564
6	10/14/25	bk213	5	195	203	178	576	591	1621	9	180.11	-	174.17	=	5.94	203	576	208	591
7	10/21/25	203	13	156	212	200	568	607	2189	12	182.42	-	180.11	=	2.31	212	576	225	607
8	10/28/25	203	13	174	214	244	632	671	2821	15	188.07	-	182.42	=	5.65	244	632	257	671
----- Week 9 was bowled after week 11 -----																			
9	11/04/25	203	13	a203	a203	a203	420	459	2821	15	188.07	-	0.00	=	188.07	244	632	257	671
10	11/11/25	203	13	174	206	174	554	593	3375	18	187.50	-	188.07	=	-0.57	244	632	257	671
Scores were bowled after week 11 for weeks: 9																			
11	11/18/25	203	13	232	177	219	628	667	4003	21	190.62	-	187.50	=	3.12	244	632	257	671
12	11/25/25	203	13	a203	a203	a203	609	648	4003	21	190.62	-	190.62	=	0.00	244	632	257	671
13	12/02/25	203	13	148	156	177	481	520	4484	24	186.83	-	190.62	=	-3.79	244	632	257	671
14	12/09/25	203	13	a203	a203	a203	609	648	4484	24	186.83	-	186.83	=	0.00	244	632	257	671
15	12/16/25	203	13	183	170	235	588	627	5072	27	187.85	-	186.83	=	1.02	244	632	257	671
16	01/06/26	203	13	a203	a203	a203	609	648	5072	27	187.85	-	187.85	=	0.00	244	632	257	671

### End of 1st split

<100	100's	125's	150's	175's	200's	225's	250's	275's	300's
		2	7	8	7	3			
<400	400's	450's	500's	550's	600's	650's	700's	750's	800's
		2	1	4	2				
Avg of Game 1			Avg of Game 2			Avg of Game 3			
175.00			188.00			200.56			

High game of 244 on week 8

Low game of 125 on week 5

High series of 632 on week 8

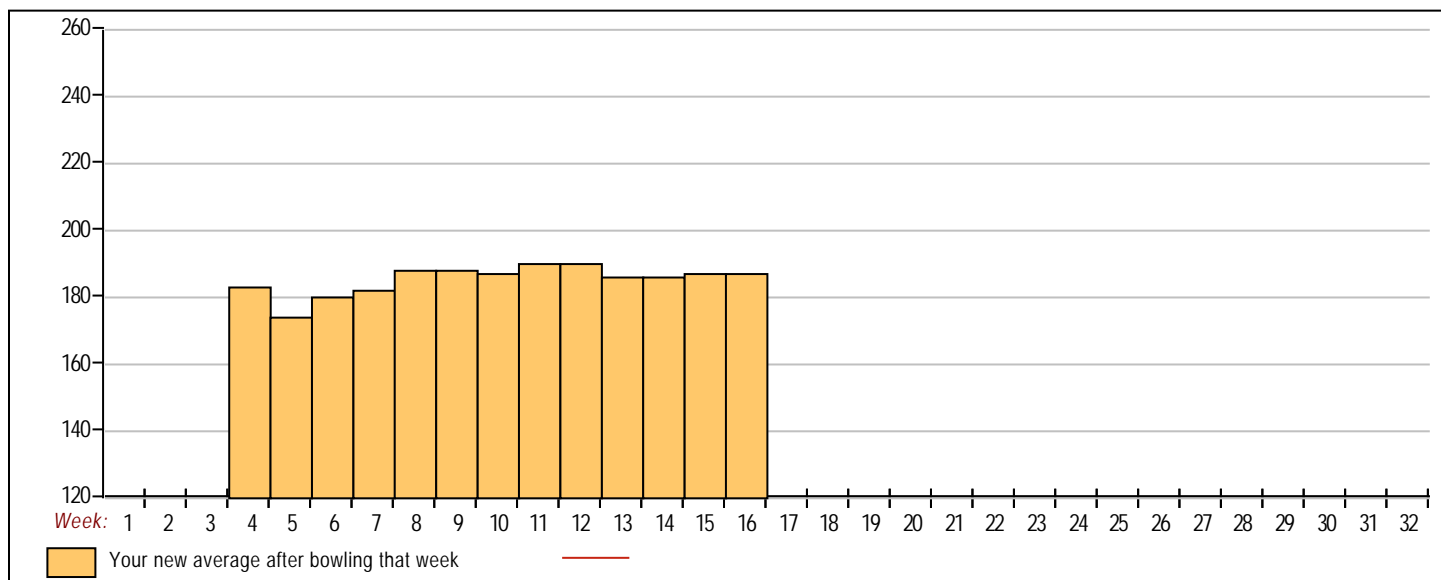
Low series of 481 on week 13

High average of 190.62 after bowling week 11

Low average of 174.17 after bowling week 5

### High Scores by Game

Game #1: 232 on week 11 Game #2: 214 on week 8 Game #3: 244 on week 8



Note: This report includes information through January 6 which is Week 16 of 32

## Sean Kang's Bowling Record - Team 25: Team 25

Week No.	Bowling Date	Old Avg	Old HDCP	-1-	-2-	-3-	Total	HDCP Total	Pins	Gms	---Average Change---			High Game	High Sers	HDCP Game	HDCP Sers
											New	Old	---> +/-				
1	09/02/25	bk213	0				0	0	0	0	-	0.00	= 0.00	0	0		
2	09/09/25	bk213	5	147	204	168	519	534	519	3	173.00	- 0.00	= 173.00	204	519	209	534
3	09/16/25	bk213	0				0	0	519	3	173.00	- 173.00	= 0.00	204	519	209	534
4	09/23/25	bk213	0				0	0	519	3	173.00	- 173.00	= 0.00	204	519	209	534
5	09/30/25	bk213	0				0	0	519	3	173.00	- 173.00	= 0.00	204	519	209	534
6	10/14/25	bk213	0				0	0	519	3	173.00	- 173.00	= 0.00	204	519	209	534
7	10/21/25	bk213	0				0	0	519	3	173.00	- 173.00	= 0.00	204	519	209	534
8	10/28/25	bk213	0				0	0	519	3	173.00	- 173.00	= 0.00	204	519	209	534
9	11/04/25	bk213	0				0	0	519	3	173.00	- 173.00	= 0.00	204	519	209	534
10	11/11/25	bk213	0				0	0	519	3	173.00	- 173.00	= 0.00	204	519	209	534
11	11/18/25	bk213	0				0	0	519	3	173.00	- 173.00	= 0.00	204	519	209	534
12	11/25/25	bk213	0				0	0	519	3	173.00	- 173.00	= 0.00	204	519	209	534
13	12/02/25	bk213	0				0	0	519	3	173.00	- 173.00	= 0.00	204	519	209	534
14	12/09/25	bk213	0				0	0	519	3	173.00	- 173.00	= 0.00	204	519	209	534
15	12/16/25	bk213	0				0	0	519	3	173.00	- 173.00	= 0.00	204	519	209	534
16	01/06/26	bk213	5				0	0	519	3	173.00	- 173.00	= 0.00	204	519	209	534

## End of 1st split

<100	100's	125's	150's	175's	200's	225's	250's	275's	300's
		1	1		1				
<400	400's	450's	500's	550's	600's	650's	700's	750's	800's
			1						

Avg of Game 1	Avg of Game 2	Avg of Game 3
147.00	204.00	168.00

High game of 204 on week 2

Low game of 147 on week 2

High series of 519 on week 2

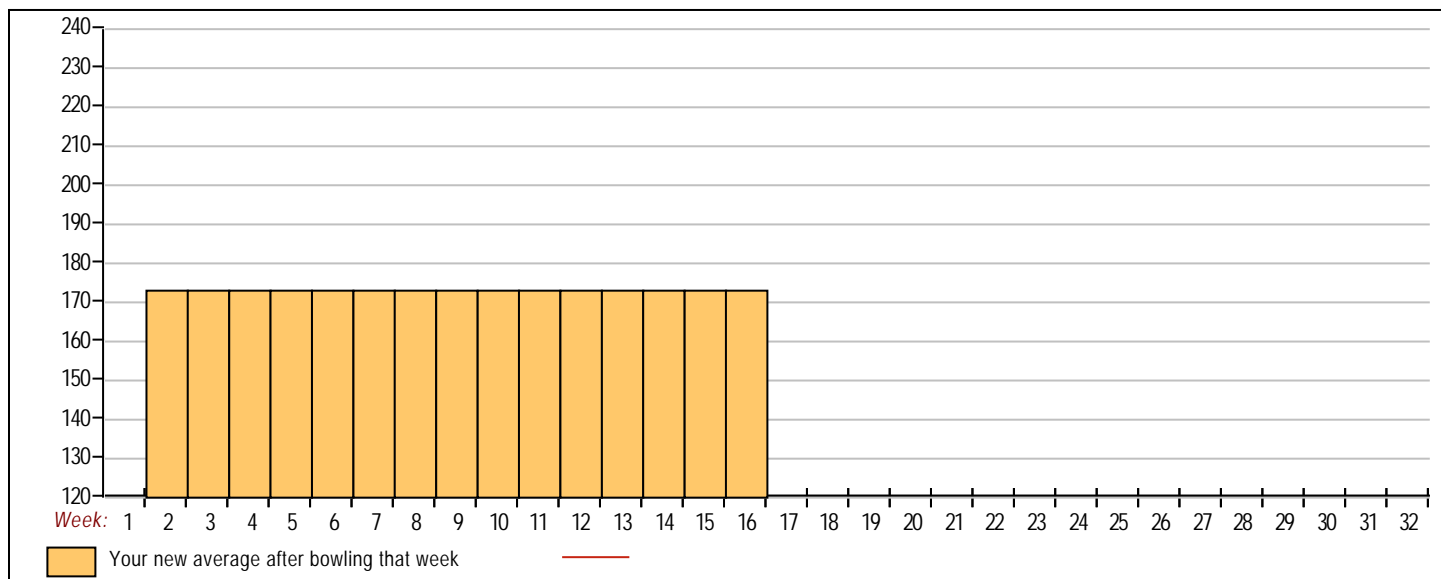
Low series of 519 on week 2

High average of 173.00 after bowling week 2

Low average of 173.00 after bowling week 2

## High Scores by Game

Game #1: 147 on week 2 Game #2: 204 on week 2 Game #3: 168 on week 2



Note: This report includes information through January 6 which is Week 16 of 32

Alex Roxas's Bowling Record - Team 25: Team 25																	
Week No.	Bowling Date	Old Avg	Old HDCP	-1-	-2-	-3-	Total	HDCP Total	Pins	Gms	---Average Change---			High Game	High Sers	HDCP Game	HDCP Sers
											New	Old	---> +/-				
1	09/02/25	bk207	0				0	0	0	0	-	0.00	= 0.00	0	0		
2	09/09/25	bk207	0				0	0	0	0	-	0.00	= 0.00	0	0		
3	09/16/25	bk207	0				0	0	0	0	-	0.00	= 0.00	0	0		
4	09/23/25	bk207	0				0	0	0	0	-	0.00	= 0.00	0	0		
5	09/30/25	bk207	0				0	0	0	0	-	0.00	= 0.00	0	0		
6	10/14/25	bk207	0				0	0	0	0	-	0.00	= 0.00	0	0		
7	10/21/25	bk207	0				0	0	0	0	-	0.00	= 0.00	0	0		
8	10/28/25	bk207	0				0	0	0	0	-	0.00	= 0.00	0	0		
9	11/04/25	bk207	0				0	0	0	0	-	0.00	= 0.00	0	0		
10	11/11/25	bk207	0				0	0	0	0	-	0.00	= 0.00	0	0		
11	11/18/25	bk207	0				0	0	0	0	-	0.00	= 0.00	0	0		
12	11/25/25	bk207	0				0	0	0	0	-	0.00	= 0.00	0	0		
13	12/02/25	bk207	0				0	0	0	0	-	0.00	= 0.00	0	0		
14	12/09/25	bk207	0				0	0	0	0	-	0.00	= 0.00	0	0		
15	12/16/25	bk207	0				0	0	0	0	-	0.00	= 0.00	0	0		
16	01/06/26	bk207	10				0	0	0	0	-	0.00	= 0.00	0	0		
End of 1st split																	

<100	100's	125's	150's	175's	200's	225's	250's	275's	300's
<400	400's	450's	500's	550's	600's	650's	700's	750's	800's
Avg of Game 1			Avg of Game 2			Avg of Game 3			
---			---			---			
High game of 0 on week 0			High series of 0 on week 0			High average of 0.00 after bowling week 16			
Low game of 0 on week 0			Low series of 0 on week 0			Low average of 0.00 after bowling week 16			

High Scores by Game

Game #1: 0 on week 0 Game #2: 0 on week 0 Game #3: 0 on week 0

