

Note: This report includes information through January 6 which is Week 16 of 32

Daniel Loke's Bowling Record - Team 17: Team Ten Back

Week No.	Bowling Date	Old Avg	Old HDCP	-1-	-2-	-3-	Total	HDCP Total	Pins	Gms	---Average Change---				High Game	High Sers	HDCP Game	HDCP Sers	
											New	Old	---	+/-					
1	09/02/25	bk137	66	142	128	136	406	604	406	3	135.33	-	0.00	=	135.33	142	406	208	604
2	09/09/25	bk137	66	165	166	127	458	656	864	6	144.00	-	135.33	=	8.67	166	458	232	656
3	09/16/25	bk137	66	170	128	179	477	675	1341	9	149.00	-	144.00	=	5.00	179	477	245	675
4	09/23/25	149	56	142	139	140	421	589	1762	12	146.83	-	149.00	=	-2.17	179	477	245	675
5	09/30/25	146	59	142	156	147	445	622	2207	15	147.13	-	146.83	=	0.30	179	477	245	675
6	10/14/25	147	58	127	146	146	419	593	2626	18	145.89	-	147.13	=	-1.24	179	477	245	675
7	10/21/25	145	60	123	115	145	383	563	3009	21	143.29	-	145.89	=	-2.60	179	477	245	675
8	10/28/25	143	61	126	138	105	369	552	3378	24	140.75	-	143.29	=	-2.54	179	477	245	675
9	11/04/25	140	64	129	135	163	427	619	3805	27	140.93	-	140.75	=	0.18	179	477	245	675
10	11/11/25	140	64	157	153	159	469	661	4274	30	142.47	-	140.93	=	1.54	179	477	245	675
11	11/18/25	142	62	140	161	108	409	595	4683	33	141.91	-	142.47	=	-0.56	179	477	245	675
12	11/25/25	141	63	140	163	186	489	678	5172	36	143.67	-	141.91	=	1.76	186	489	249	678
13	12/02/25	143	61	144	146	179	469	652	5641	39	144.64	-	143.67	=	0.97	186	489	249	678
14	12/09/25	144	60	132	131	181	444	624	6085	42	144.88	-	144.64	=	0.24	186	489	249	678
15	12/16/25	144	60	152	119	183	454	634	6539	45	145.31	-	144.88	=	0.43	186	489	249	678
16	01/06/26	145	60	122	114	109	345	525	6884	48	143.42	-	145.31	=	-1.89	186	489	249	678

End of 1st split

<100	100's	125's	150's	175's	200's	225's	250's	275's	300's
	8	24	11	5					
<400	400's	450's	500's	550's	600's	650's	700's	750's	800's
3	7	6							

Avg of Game 1

140.81

Avg of Game 2

139.88

Avg of Game 3

149.56

High game of 186 on week 12

Low game of 105 on week 8

High series of 489 on week 12

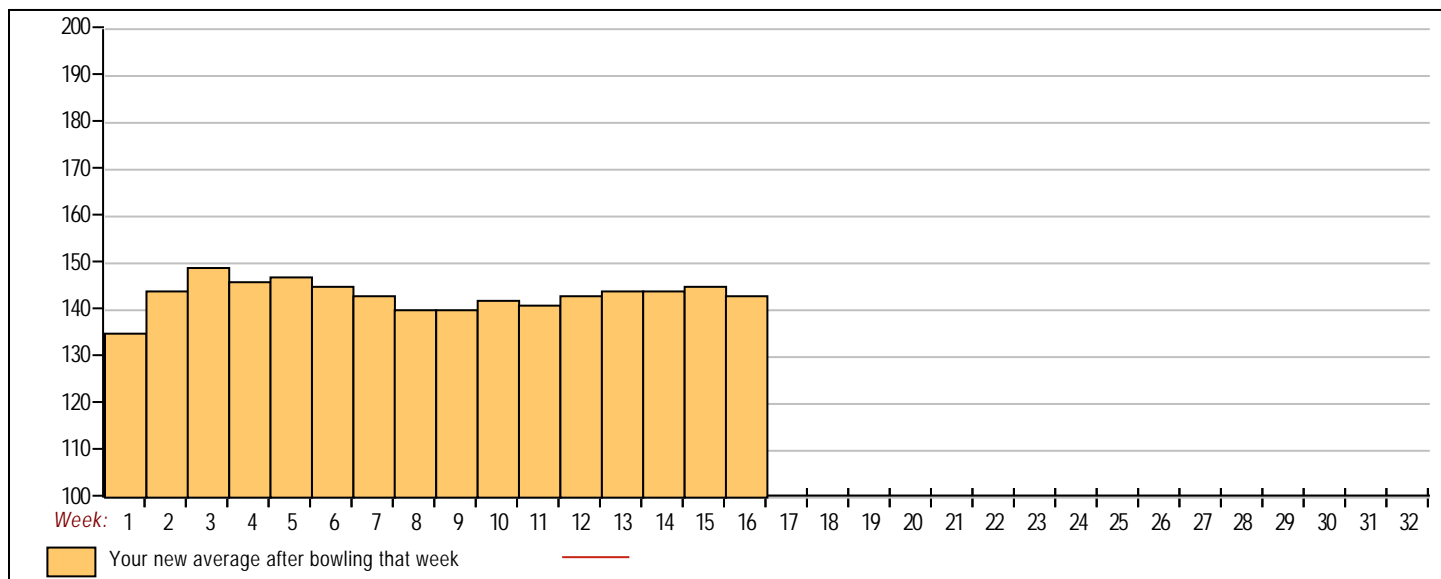
Low series of 345 on week 16

High average of 149.00 after bowling week 3

Low average of 135.33 after bowling week 1

High Scores by Game

Game #1: 170 on week 3 Game #2: 166 on week 2 Game #3: 186 on week 12



Note: This report includes information through January 6 which is Week 16 of 32

Bonnie Tam's Bowling Record - Team 17: Team Ten Back

Week No.	Bowling Date	Old Avg	Old HDCP	-1-	-2-	-3-	Total	HDCP Total	Pins	Gms	---Average Change---				High Game	High Sers	HDCP Game	HDCP Sers	
											New	Old	--->	+/-					
1	09/02/25	bk152	54	131	122	158	411	573	411	3	137.00	-	0.00	=	137.00	158	411	212	573
2	09/09/25	bk152	54	114	135	150	399	561	810	6	135.00	-	137.00	=	-2.00	158	411	212	573
3	09/16/25	bk152	54	171	136	142	449	611	1259	9	139.89	-	135.00	=	4.89	171	449	225	611
4	09/23/25	142	62	111	138	135	384	570	1643	12	136.92	-	139.89	=	-2.97	171	449	225	611
5	09/30/25	142	62	195	123	147	465	651	2108	15	140.53	-	136.92	=	3.62	195	465	257	651
6	10/14/25	142	62	133	149	125	407	593	2515	18	139.72	-	140.53	=	-0.81	195	465	257	651
7	10/21/25	142	62	138	168	178	484	670	2999	21	142.81	-	139.72	=	3.09	195	484	257	670
8	10/28/25	142	62	123	131	177	431	617	3430	24	142.92	-	142.81	=	0.11	195	484	257	670
9	11/04/25	142	62	176	147	166	489	675	3919	27	145.15	-	142.92	=	2.23	195	489	257	675
10	11/11/25	145	60	131	167	170	468	648	4387	30	146.23	-	145.15	=	1.09	195	489	257	675
11	11/18/25	146	59	157	166	154	477	654	4864	33	147.39	-	146.23	=	1.16	195	489	257	675
12	11/25/25	147	58	a147	a147	a147	441	615	4864	33	147.39	-	147.39	=	0.00	195	489	257	675
13	12/02/25	147	58	a147	a147	a147	441	615	4864	33	147.39	-	147.39	=	0.00	195	489	257	675
14	12/09/25	147	58	140	166	150	456	630	5320	36	147.78	-	147.39	=	0.38	195	489	257	675
15	12/16/25	147	58	114	169	165	448	622	5768	39	147.90	-	147.78	=	0.12	195	489	257	675
16	01/06/26	147	58	a147	a147	a147	441	615	5768	39	147.90	-	147.90	=	0.00	195	489	257	675

End of 1st split

<100	100's	125's	150's	175's	200's	225's	250's	275's	300's
	6	15	14	4					
<400	400's	450's	500's	550's	600's	650's	700's	750's	800's
2	5	6							

Avg of Game 1

141.08

Avg of Game 2

147.46

Avg of Game 3

155.15

High game of 195 on week 5

Low game of 111 on week 4

High series of 489 on week 9

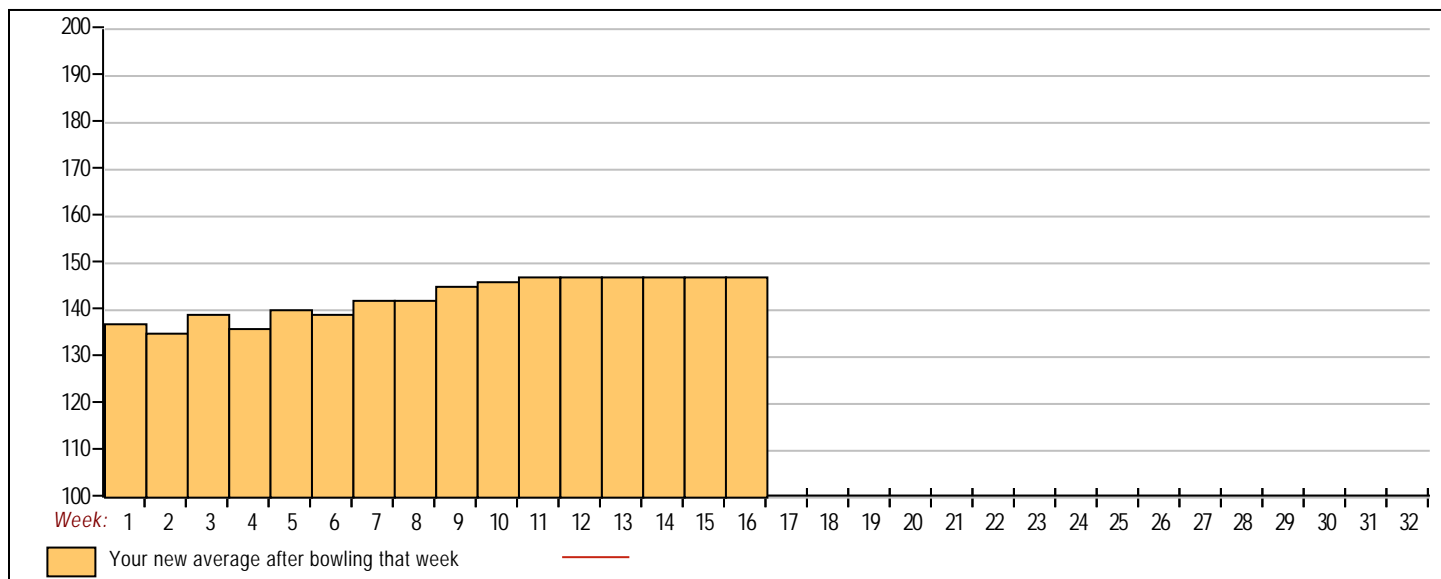
Low series of 384 on week 4

High average of 147.90 after bowling week 15

Low average of 135.00 after bowling week 2

High Scores by Game

Game #1: 195 on week 5 Game #2: 169 on week 15 Game #3: 178 on week 7



Note: This report includes information through January 6 which is Week 16 of 32

Oscar Ho's Bowling Record - Team 17: Team Ten Back

Week No.	Bowling Date	Old Avg	Old HDCP	-1-	-2-	-3-	Total	HDCP Total	Pins	Gms	---Average Change---			High Game	High Sers	HDCP Game	HDCP Sers
											New	Old	---> +/-				
1	09/02/25	bk168	0				0	0	0	0	-	0.00	= 0.00	0	0		
2	09/09/25	bk168	41	168	142	149	459	582	459	3	153.00	- 0.00	= 153.00	168	459	209	582
3	09/16/25	bk168	41	144	128	145	417	540	876	6	146.00	- 153.00	= -7.00	168	459	209	582
4	09/23/25	bk168	41	185	168	151	504	627	1380	9	153.33	- 146.00	= 7.33	185	504	226	627
5	09/30/25	158	49	181	165	146	492	639	1872	12	156.00	- 153.33	= 2.67	185	504	230	639
6	10/14/25	158	49	125	177	164	466	613	2338	15	155.87	- 156.00	= -0.13	185	504	230	639
7	10/21/25	158	49	180	214	240	634	781	2972	18	165.11	- 155.87	= 9.24	240	634	289	781
8	10/28/25	165	44	114	193	201	508	640	3480	21	165.71	- 165.11	= 0.60	240	634	289	781
9	11/04/25	165	44	171	169	149	489	621	3969	24	165.38	- 165.71	= -0.34	240	634	289	781
10	11/11/25	165	44	129	197	183	509	641	4478	27	165.85	- 165.38	= 0.48	240	634	289	781
11	11/18/25	165	0				0	0	4478	27	165.85	- 165.85	= 0.00	240	634	289	781
12	11/25/25	165	0				0	0	4478	27	165.85	- 165.85	= 0.00	240	634	289	781
13	12/02/25	165	0				0	0	4478	27	165.85	- 165.85	= 0.00	240	634	289	781
14	12/09/25	165	0				0	0	4478	27	165.85	- 165.85	= 0.00	240	634	289	781
15	12/16/25	165	44	147	173	176	496	628	4974	30	165.80	- 165.85	= -0.05	240	634	289	781
16	01/06/26	165	44	156	181	241	578	710	5552	33	168.24	- 165.80	= 2.44	241	634	289	781

End of 1st split

<100	100's	125's	150's	175's	200's	225's	250's	275's	300's
	1	10	9	9	2	2			
<400	400's	450's	500's	550's	600's	650's	700's	750's	800's
	1	5	3	1	1				

Avg of Game 1

154.55

Avg of Game 2

173.36

Avg of Game 3

176.82

High game of 241 on week 16

Low game of 114 on week 8

High series of 634 on week 7

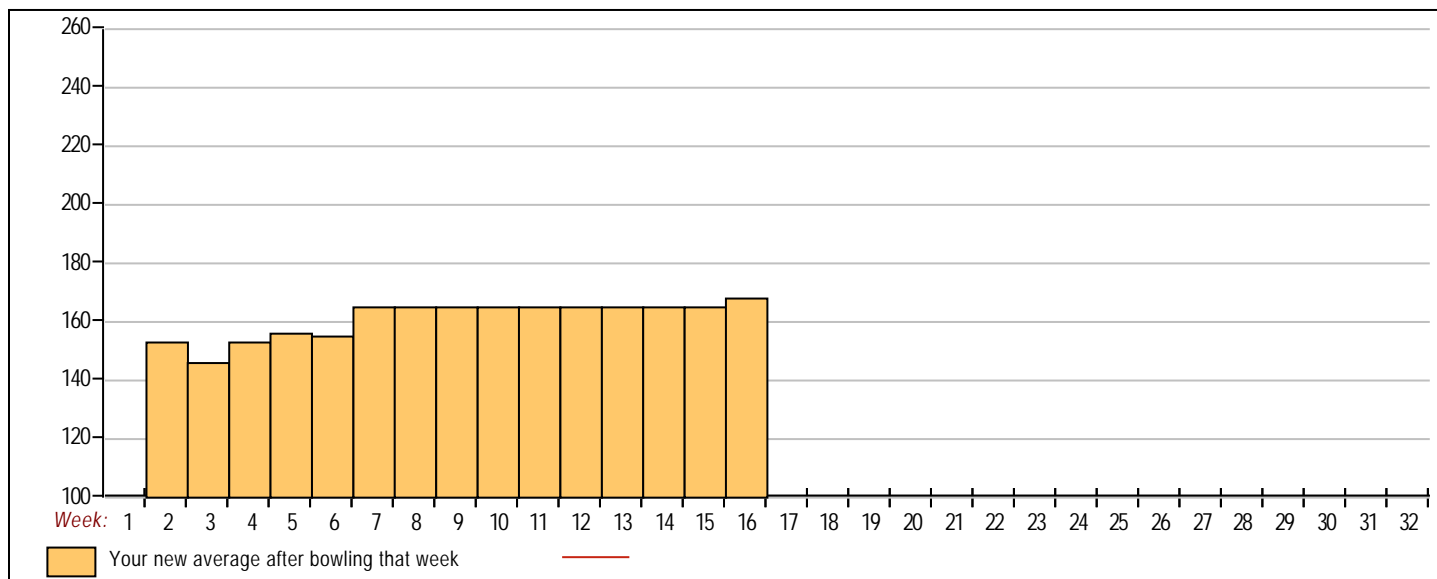
Low series of 417 on week 3

High average of 168.24 after bowling week 16

Low average of 146.00 after bowling week 3

High Scores by Game

Game #1: 185 on week 4 Game #2: 214 on week 7 Game #3: 241 on week 16



Note: This report includes information through January 6 which is Week 16 of 32

Ada Yuen's Bowling Record - Team 17: Team Ten Back

Week	Bowling	Old	Old						HDCP		---Average Change---					High	High	HDCP	HDCP
No.	Date	Avg	HDCP	-1-	-2-	-3-	Total	Total	Pins	Gms	New - Old ---> +/-			Game	Sers	Game	Sers		
7	10/21/25	bk162	0				0	0	0	0	-	0.00	= 0.00	0	0				
8	10/28/25	bk162	0				0	0	0	0	-	0.00	= 0.00	0	0				
9	11/04/25	bk162	0				0	0	0	0	-	0.00	= 0.00	0	0				
10	11/11/25	bk162	0				0	0	0	0	-	0.00	= 0.00	0	0				
11	11/18/25	bk162	46	169	163	195	527	665	527	3	175.67	-	0.00	= 175.67	195	527	241	665	
12	11/25/25	bk162	0				0	0	527	3	175.67	-	175.67	= 0.00	195	527	241	665	
13	12/02/25	bk162	0				0	0	527	3	175.67	-	175.67	= 0.00	195	527	241	665	
14	12/09/25	bk162	46	149	148	162	459	597	986	6	164.33	-	175.67	= -11.33	195	527	241	665	
15	12/16/25	bk162	0				0	0	986	6	164.33	-	164.33	= 0.00	195	527	241	665	
16	01/06/26	bk162	46				0	0	986	6	164.33	-	164.33	= 0.00	195	527	241	665	

End of 1st split

<100	100's	125's	150's	175's	200's	225's	250's	275's	300's
		2	3	1					
<400	400's	450's	500's	550's	600's	650's	700's	750's	800's
		1	1						
Avg of Game 1			Avg of Game 2			Avg of Game 3			
159.00			155.50			178.50			

High game of 195 on week 11

Low game of 148 on week 14

High series of 527 on week 11

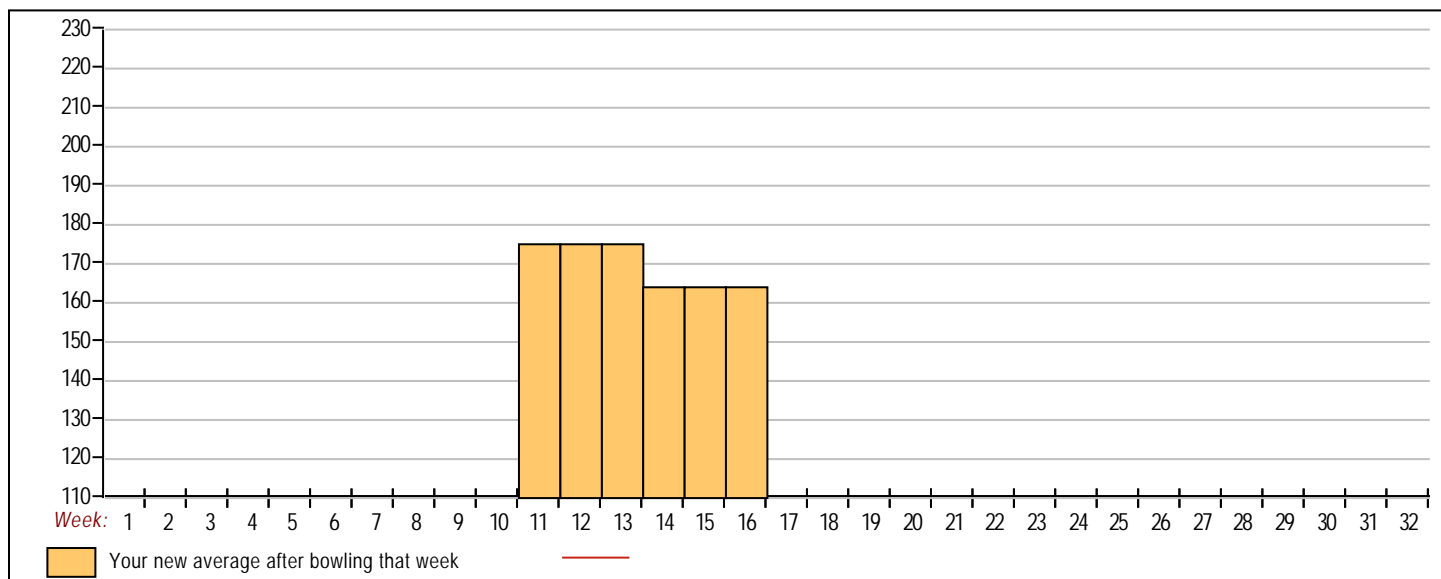
Low series of 459 on week 14

High average of 175.67 after bowling week 11

Low average of 164.33 after bowling week 14

High Scores by Game

Game #1: 169 on week 11 Game #2: 163 on week 11 Game #3: 195 on week 11



Chinese Bowling Club

Classic Bowling Center

Note: This report includes information through January 6 which is Week 16 of 32

Ronald Shum's Bowling Record - Team 17: Team Ten Back

Week No.	Bowling Date	Old Avg	Old HDCP	-1-	-2-	-3-	Total	HDCP Total	Pins	Gms	---Average Change---			High Game	High Sers	HDCP Game	HDCP Sers
											New	Old	---> +/-				
7	10/21/25	bk197	0				0	0	0	0	-	0.00	= 0.00	0	0		
8	10/28/25	bk197	0				0	0	0	0	-	0.00	= 0.00	0	0		
9	11/04/25	bk197	0				0	0	0	0	-	0.00	= 0.00	0	0		
10	11/11/25	bk197	0				0	0	0	0	-	0.00	= 0.00	0	0		
11	11/18/25	bk197	0				0	0	0	0	-	0.00	= 0.00	0	0		
12	11/25/25	bk197	18	174	139	158	471	525	471	3	157.00	- 0.00	= 157.00	174	471	192	525
13	12/02/25	bk197	18	194	195	164	553	607	1024	6	170.67	- 157.00	= 13.67	195	553	213	607
14	12/09/25	bk197	0				0	0	1024	6	170.67	- 170.67	= 0.00	195	553	213	607
15	12/16/25	bk197	0				0	0	1024	6	170.67	- 170.67	= 0.00	195	553	213	607
16	01/06/26	bk197	18				0	0	1024	6	170.67	- 170.67	= 0.00	195	553	213	607

End of 1st split

<u><100</u>	<u>100's</u>	<u>125's</u>	<u>150's</u>	<u>175's</u>	<u>200's</u>	<u>225's</u>	<u>250's</u>	<u>275's</u>	<u>300's</u>
		1	3	2					
<u><400</u>	<u>400's</u>	<u>450's</u>	<u>500's</u>	<u>550's</u>	<u>600's</u>	<u>650's</u>	<u>700's</u>	<u>750's</u>	<u>800's</u>
		1		1					
<u>Avg of Game 1</u>		<u>Avg of Game 2</u>		<u>Avg of Game 3</u>					
184.00		167.00		161.00					

High game of 195 on week 13

Low game of 139 on week 12

High series of 553 on week 13

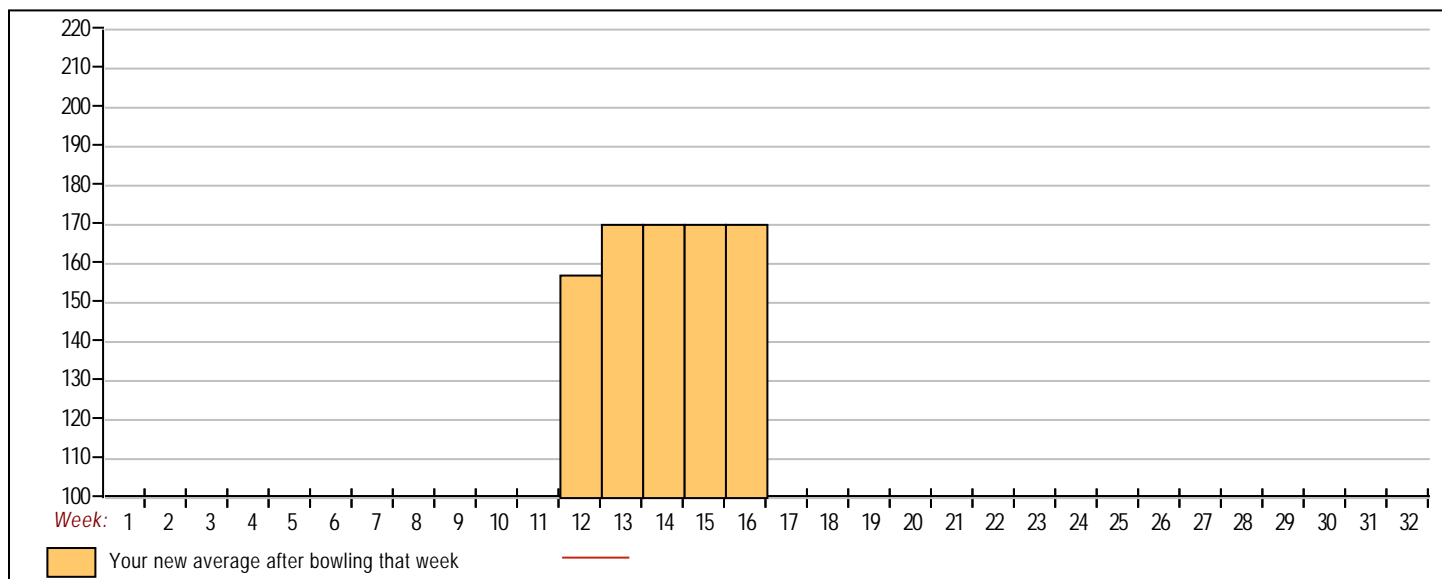
Low series of 471 on week 12

High average of 170.67 after bowling week 13

Low average of 157.00 after bowling week 12

High Scores by Game

Game #1: 194 on week 13 Game #2: 195 on week 13 Game #3: 164 on week 13



Chinese Bowling Club

Classic Bowling Center

Note: This report includes information through January 6 which is Week 16 of 32

Joannie Chan's Bowling Record - Team 17: Team Ten Back

Week No.	Bowling Date	Old Avg	Old HDCP					HDCP				---Average Change---				High Game	High Sers	HDCP Game	HDCP Sers
				-1-	-2-	-3-	Total	Total	Pins	Gms	New - Old ---> +/-								
1	09/02/25	bk160	48	144	145	155	444	588	444	3	148.00	-	0.00	= 148.00	155	444	203	588	
2	09/09/25	bk160	0				0	0	444	3	148.00	-	148.00	= 0.00	155	444	203	588	
3	09/16/25	bk160	0				0	0	444	3	148.00	-	148.00	= 0.00	155	444	203	588	
4	09/23/25	bk160	0				0	0	444	3	148.00	-	148.00	= 0.00	155	444	203	588	
5	09/30/25	bk160	0				0	0	444	3	148.00	-	148.00	= 0.00	155	444	203	588	
6	10/14/25	bk160	0				0	0	444	3	148.00	-	148.00	= 0.00	155	444	203	588	
7	10/21/25	bk160	0				0	0	444	3	148.00	-	148.00	= 0.00	155	444	203	588	
8	10/28/25	bk160	0				0	0	444	3	148.00	-	148.00	= 0.00	155	444	203	588	
9	11/04/25	bk160	0				0	0	444	3	148.00	-	148.00	= 0.00	155	444	203	588	
10	11/11/25	bk160	0				0	0	444	3	148.00	-	148.00	= 0.00	155	444	203	588	
11	11/18/25	bk160	0				0	0	444	3	148.00	-	148.00	= 0.00	155	444	203	588	
12	11/25/25	bk160	0				0	0	444	3	148.00	-	148.00	= 0.00	155	444	203	588	
13	12/02/25	bk160	0				0	0	444	3	148.00	-	148.00	= 0.00	155	444	203	588	
14	12/09/25	bk160	0				0	0	444	3	148.00	-	148.00	= 0.00	155	444	203	588	
15	12/16/25	bk160	0				0	0	444	3	148.00	-	148.00	= 0.00	155	444	203	588	
16	01/06/26	bk160	48				0	0	444	3	148.00	-	148.00	= 0.00	155	444	203	588	

End of 1st split

<u><100</u>	<u>100's</u>	<u>125's</u>	<u>150's</u>	<u>175's</u>	<u>200's</u>	<u>225's</u>	<u>250's</u>	<u>275's</u>	<u>300's</u>
		2	1						
<u><400</u>	<u>400's</u>	<u>450's</u>	<u>500's</u>	<u>550's</u>	<u>600's</u>	<u>650's</u>	<u>700's</u>	<u>750's</u>	<u>800's</u>
	1								

<u>Avg of Game 1</u>	<u>Avg of Game 2</u>	<u>Avg of Game 3</u>
144.00	145.00	155.00

High game of 155 on week 1

Low game of 144 on week 1

High series of 444 on week 1

Low series of 444 on week 1

High average of 148.00 after bowling week 1

Low average of 148.00 after bowling week 1

High Scores by Game

Game #1: 144 on week 1 Game #2: 145 on week 1 Game #3: 155 on week 1

