

Chinese Bowling Club

Classic Bowling Center

Note: This report includes information through January 6 which is Week 16 of 32

Tuan Le's Bowling Record - Team 12: Fraternity of Bowlers

| Week No. | Bowling Date | Old Avg | Old HDCP | -1- | -2- | -3- | Total | HDCP Total | Pins | Gms | ---Average Change--- | | | | High Game | High Sers | HDCP Game | HDCP Sers | |
|----------|--------------|---------|----------|-----|-----|-----|-------|------------|------|-----|----------------------|-----|--------|----|-----------|-----------|-----------|-----------|-----|
| | | | | | | | | | | | New | Old | --- | +/ | | | | | |
| 1 | 09/02/25 | bk184 | 28 | 194 | 177 | 204 | 575 | 659 | 575 | 3 | 191.67 | - | 0.00 | = | 191.67 | 204 | 575 | 232 | 659 |
| 2 | 09/09/25 | bk184 | 0 | | | | 0 | 0 | 575 | 3 | 191.67 | - | 191.67 | = | 0.00 | 204 | 575 | 232 | 659 |
| 3 | 09/16/25 | bk184 | 28 | 221 | 173 | 158 | 552 | 636 | 1127 | 6 | 187.83 | - | 191.67 | = | -3.83 | 221 | 575 | 249 | 659 |
| 4 | 09/23/25 | bk184 | 28 | 137 | 183 | 186 | 506 | 590 | 1633 | 9 | 181.44 | - | 187.83 | = | -6.39 | 221 | 575 | 249 | 659 |
| 5 | 09/30/25 | 181 | 31 | 230 | 195 | 185 | 610 | 703 | 2243 | 12 | 186.92 | - | 181.44 | = | 5.47 | 230 | 610 | 261 | 703 |
| 6 | 10/14/25 | 186 | 27 | 177 | 176 | 175 | 528 | 609 | 2771 | 15 | 184.73 | - | 186.92 | = | -2.18 | 230 | 610 | 261 | 703 |
| 7 | 10/21/25 | 184 | 0 | | | | 0 | 0 | 2771 | 15 | 184.73 | - | 184.73 | = | 0.00 | 230 | 610 | 261 | 703 |
| 8 | 10/28/25 | 184 | 28 | 182 | 190 | 191 | 563 | 647 | 3334 | 18 | 185.22 | - | 184.73 | = | 0.49 | 230 | 610 | 261 | 703 |
| 9 | 11/04/25 | 185 | 28 | 131 | 160 | 192 | 483 | 567 | 3817 | 21 | 181.76 | - | 185.22 | = | -3.46 | 230 | 610 | 261 | 703 |
| 10 | 11/11/25 | 181 | 0 | | | | 0 | 0 | 3817 | 21 | 181.76 | - | 181.76 | = | 0.00 | 230 | 610 | 261 | 703 |
| 11 | 11/18/25 | 181 | 31 | 185 | 148 | 171 | 504 | 597 | 4321 | 24 | 180.04 | - | 181.76 | = | -1.72 | 230 | 610 | 261 | 703 |
| 12 | 11/25/25 | 180 | 0 | | | | 0 | 0 | 4321 | 24 | 180.04 | - | 180.04 | = | 0.00 | 230 | 610 | 261 | 703 |
| 13 | 12/02/25 | 180 | 32 | 127 | 180 | 213 | 520 | 616 | 4841 | 27 | 179.30 | - | 180.04 | = | -0.75 | 230 | 610 | 261 | 703 |
| 14 | 12/09/25 | 179 | 32 | 217 | 182 | 212 | 611 | 707 | 5452 | 30 | 181.73 | - | 179.30 | = | 2.44 | 230 | 611 | 261 | 707 |
| 15 | 12/16/25 | 181 | 31 | 169 | 164 | 225 | 558 | 651 | 6010 | 33 | 182.12 | - | 181.73 | = | 0.39 | 230 | 611 | 261 | 707 |
| 16 | 01/06/26 | 182 | 30 | 145 | 137 | 191 | 473 | 563 | 6483 | 36 | 180.08 | - | 182.12 | = | -2.04 | 230 | 611 | 261 | 707 |

End of 1st split

| | | | | | | | | | |
|---------------|-------|-------|---------------|-------|-------|---------------|-------|-------|-------|
| <100 | 100's | 125's | 150's | 175's | 200's | 225's | 250's | 275's | 300's |
| | | 6 | 6 | 17 | 5 | 2 | | | |
| <400 | 400's | 450's | 500's | 550's | 600's | 650's | 700's | 750's | 800's |
| | | 2 | 4 | 4 | 2 | | | | |
| | | | | | | | | | |
| Avg of Game 1 | | | Avg of Game 2 | | | Avg of Game 3 | | | |
| 176.25 | | | 172.08 | | | 191.92 | | | |

High game of 230 on week 5

Low game of 127 on week 13

High series of 611 on week 14

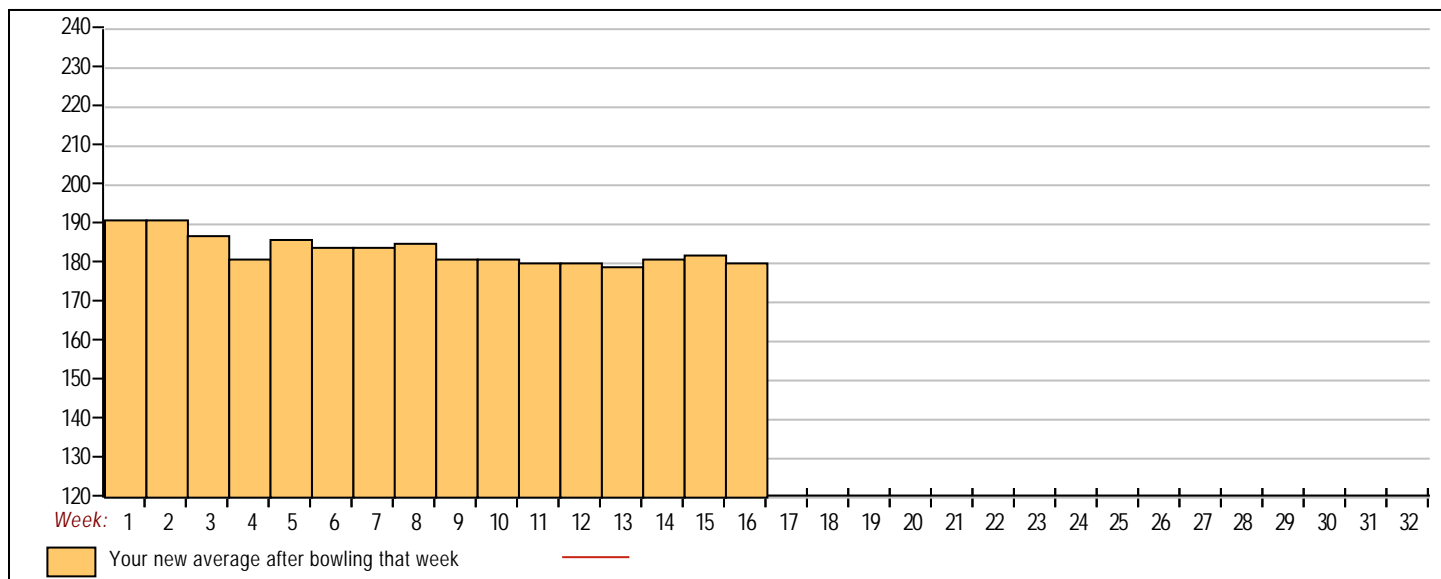
Low series of 473 on week 16

High average of 191.67 after bowling week 1

Low average of 179.30 after bowling week 13

High Scores by Game

Game #1: 230 on week 5 Game #2: 195 on week 5 Game #3: 225 on week 15



Chinese Bowling Club

Classic Bowling Center

Note: This report includes information through January 6 which is Week 16 of 32

Ryan Keme's Bowling Record - Team 12: Fraternity of Bowlers

| Week No. | Bowling Date | Old Avg | Old HDCP | -1- | -2- | -3- | Total | HDCP Total | Pins | Gms | ---Average Change--- | | | High Game | High Sers | HDCP Game | HDCP Sers |
|----------|--------------|---------|----------|------|------|------|-------|------------|------|-----|----------------------|------|----------|-----------|-----------|-----------|-----------|
| | | | | | | | | | | | New | Old | ---> +/- | | | | |
| 1 | 09/02/25 | bk150 | 0 | | | | 0 | 0 | 0 | 0 | - | 0.00 | = 0.00 | 0 | 0 | | |
| 2 | 09/09/25 | bk150 | 56 | 163 | 117 | 135 | 415 | 583 | 415 | 3 | 138.33 | - | 0.00 | = 138.33 | 163 | 415 | 219 583 |
| 3 | 09/16/25 | bk150 | 0 | | | | 0 | 0 | 415 | 3 | 138.33 | - | 138.33 | = 0.00 | 163 | 415 | 219 583 |
| 4 | 09/23/25 | bk150 | 0 | | | | 0 | 0 | 415 | 3 | 138.33 | - | 138.33 | = 0.00 | 163 | 415 | 219 583 |
| 5 | 09/30/25 | bk150 | 0 | | | | 0 | 0 | 415 | 3 | 138.33 | - | 138.33 | = 0.00 | 163 | 415 | 219 583 |
| 6 | 10/14/25 | bk150 | 0 | | | | 0 | 0 | 415 | 3 | 138.33 | - | 138.33 | = 0.00 | 163 | 415 | 219 583 |
| 7 | 10/21/25 | bk150 | 0 | | | | 0 | 0 | 415 | 3 | 138.33 | - | 138.33 | = 0.00 | 163 | 415 | 219 583 |
| 8 | 10/28/25 | bk150 | 0 | | | | 0 | 0 | 415 | 3 | 138.33 | - | 138.33 | = 0.00 | 163 | 415 | 219 583 |
| 9 | 11/04/25 | bk150 | 56 | 140 | 187 | 140 | 467 | 635 | 882 | 6 | 147.00 | - | 138.33 | = 8.67 | 187 | 467 | 243 635 |
| 10 | 11/11/25 | bk150 | 56 | 160 | 161 | 108 | 429 | 597 | 1311 | 9 | 145.67 | - | 147.00 | = -1.33 | 187 | 467 | 243 635 |
| 11 | 11/18/25 | 145 | 60 | 124 | 155 | 135 | 414 | 594 | 1725 | 12 | 143.75 | - | 145.67 | = -1.92 | 187 | 467 | 243 635 |
| 12 | 11/25/25 | 143 | 0 | | | | 0 | 0 | 1725 | 12 | 143.75 | - | 143.75 | = 0.00 | 187 | 467 | 243 635 |
| 13 | 12/02/25 | 143 | 0 | | | | 0 | 0 | 1725 | 12 | 143.75 | - | 143.75 | = 0.00 | 187 | 467 | 243 635 |
| 14 | 12/09/25 | 143 | 0 | | | | 0 | 0 | 1725 | 12 | 143.75 | - | 143.75 | = 0.00 | 187 | 467 | 243 635 |
| 15 | 12/16/25 | 143 | 61 | 112 | 170 | 153 | 435 | 618 | 2160 | 15 | 144.00 | - | 143.75 | = 0.25 | 187 | 467 | 243 635 |
| 16 | 01/06/26 | 144 | 60 | a144 | a144 | a144 | 432 | 612 | 2160 | 15 | 144.00 | - | 144.00 | = 0.00 | 187 | 467 | 243 635 |

End of 1st split

| | | | | | | | | | |
|------|-------|-------|-------|-------|-------|-------|-------|-------|-------|
| <100 | 100's | 125's | 150's | 175's | 200's | 225's | 250's | 275's | 300's |
| | 4 | 4 | 6 | 1 | | | | | |
| <400 | 400's | 450's | 500's | 550's | 600's | 650's | 700's | 750's | 800's |
| | 4 | 1 | | | | | | | |

| | | |
|---------------|---------------|---------------|
| Avg of Game 1 | Avg of Game 2 | Avg of Game 3 |
| 139.80 | 158.00 | 134.20 |

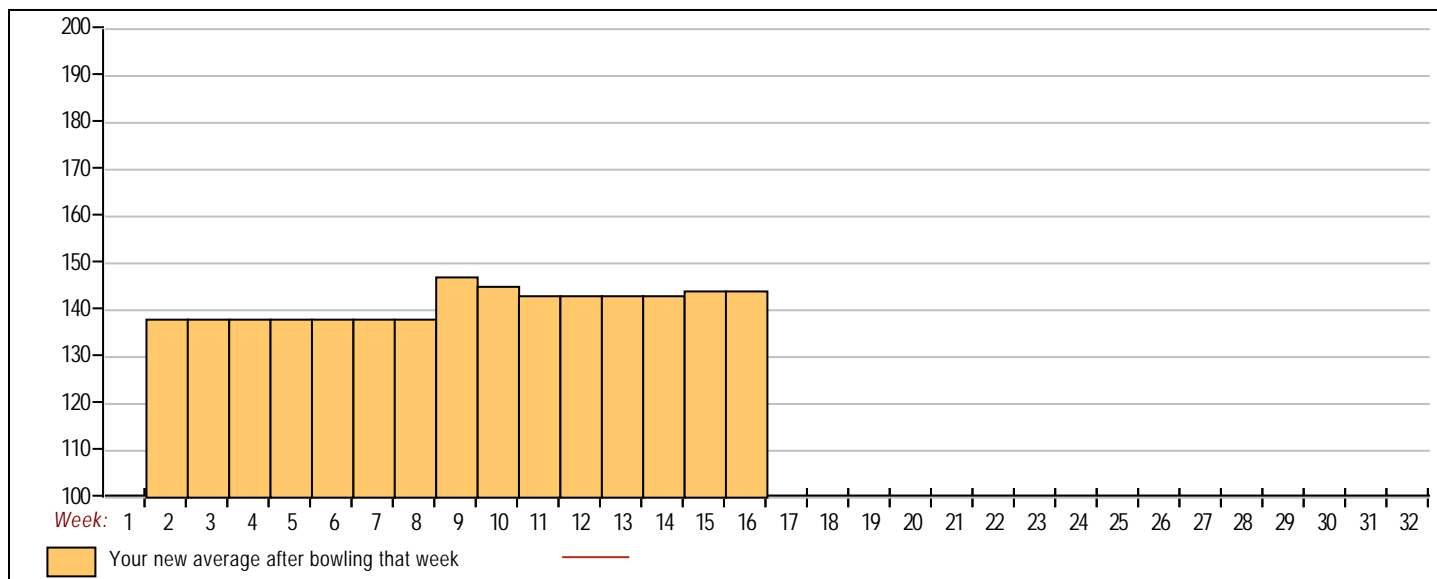
High game of 187 on week 9
Low game of 108 on week 10

High series of 467 on week 9
Low series of 414 on week 11

High average of 147.00 after bowling week 9
Low average of 138.33 after bowling week 2

High Scores by Game

Game #1: 163 on week 2 Game #2: 187 on week 9 Game #3: 153 on week 15



Note: This report includes information through January 6 which is Week 16 of 32

Tony Tam's Bowling Record - Team 12: Fraternity of Bowlers

| Week No. | Bowling Date | Old Avg | Old HDCP | -1- | -2- | -3- | Total | HDCP Total | Pins | Gms | ---Average Change--- | | | | High Game | High Sers | HDCP Game | HDCP Sers | |
|----------|--------------|---------|----------|-----|-----|-----|-------|------------|------|-----|----------------------|-----|--------|-----|-----------|-----------|-----------|-----------|-----|
| | | | | | | | | | | | New | Old | ---> | +/- | | | | | |
| 1 | 09/02/25 | bk184 | 28 | 170 | 166 | 143 | 479 | 563 | 479 | 3 | 159.67 | - | 0.00 | = | 159.67 | 170 | 479 | 198 | 563 |
| 2 | 09/09/25 | bk184 | 28 | 203 | 177 | 199 | 579 | 663 | 1058 | 6 | 176.33 | - | 159.67 | = | 16.67 | 203 | 579 | 231 | 663 |
| 3 | 09/16/25 | bk184 | 28 | 232 | 186 | 128 | 546 | 630 | 1604 | 9 | 178.22 | - | 176.33 | = | 1.89 | 232 | 579 | 260 | 663 |
| 4 | 09/23/25 | 178 | 33 | 186 | 180 | 237 | 603 | 702 | 2207 | 12 | 183.92 | - | 178.22 | = | 5.69 | 237 | 603 | 270 | 702 |
| 5 | 09/30/25 | 183 | 29 | 167 | 151 | 136 | 454 | 541 | 2661 | 15 | 177.40 | - | 183.92 | = | -6.52 | 237 | 603 | 270 | 702 |
| 6 | 10/14/25 | 177 | 34 | 144 | 110 | 215 | 469 | 571 | 3130 | 18 | 173.89 | - | 177.40 | = | -3.51 | 237 | 603 | 270 | 702 |
| 7 | 10/21/25 | 174 | 36 | 224 | 179 | 194 | 597 | 705 | 3727 | 21 | 177.48 | - | 173.89 | = | 3.59 | 237 | 603 | 270 | 705 |
| 8 | 10/28/25 | 177 | 34 | 169 | 204 | 210 | 583 | 685 | 4310 | 24 | 179.58 | - | 177.48 | = | 2.11 | 237 | 603 | 270 | 705 |
| 9 | 11/04/25 | 179 | 32 | 176 | 180 | 205 | 561 | 657 | 4871 | 27 | 180.41 | - | 179.58 | = | 0.82 | 237 | 603 | 270 | 705 |
| 10 | 11/11/25 | 180 | 32 | 170 | 170 | 257 | 597 | 693 | 5468 | 30 | 182.27 | - | 180.41 | = | 1.86 | 257 | 603 | 289 | 705 |
| 11 | 11/18/25 | 182 | 0 | | | | 0 | 0 | 5468 | 30 | 182.27 | - | 182.27 | = | 0.00 | 257 | 603 | 289 | 705 |
| 12 | 11/25/25 | 182 | 30 | 179 | 185 | 184 | 548 | 638 | 6016 | 33 | 182.30 | - | 182.27 | = | 0.04 | 257 | 603 | 289 | 705 |
| 13 | 12/02/25 | 182 | 0 | | | | 0 | 0 | 6016 | 33 | 182.30 | - | 182.30 | = | 0.00 | 257 | 603 | 289 | 705 |
| 14 | 12/09/25 | 182 | 30 | 170 | 192 | 186 | 548 | 638 | 6564 | 36 | 182.33 | - | 182.30 | = | 0.03 | 257 | 603 | 289 | 705 |
| 15 | 12/16/25 | 182 | 30 | 166 | 204 | 195 | 565 | 655 | 7129 | 39 | 182.79 | - | 182.33 | = | 0.46 | 257 | 603 | 289 | 705 |
| 16 | 01/06/26 | 182 | 30 | 212 | 146 | 139 | 497 | 587 | 7626 | 42 | 181.57 | - | 182.79 | = | -1.22 | 257 | 603 | 289 | 705 |

End of 1st split

| | | | | | | | | | |
|---------------|-------|-------|---------------|-------|-------|---------------|-------|-------|-------|
| <100 | 100's | 125's | 150's | 175's | 200's | 225's | 250's | 275's | 300's |
| | 1 | 6 | 9 | 15 | 8 | 2 | 1 | | |
| <400 | 400's | 450's | 500's | 550's | 600's | 650's | 700's | 750's | 800's |
| | | 4 | 3 | 6 | 1 | | | | |
| | | | | | | | | | |
| Avg of Game 1 | | | Avg of Game 2 | | | Avg of Game 3 | | | |
| 183.43 | | | 173.57 | | | 187.71 | | | |

High game of 257 on week 10

Low game of 110 on week 6

High series of 603 on week 4

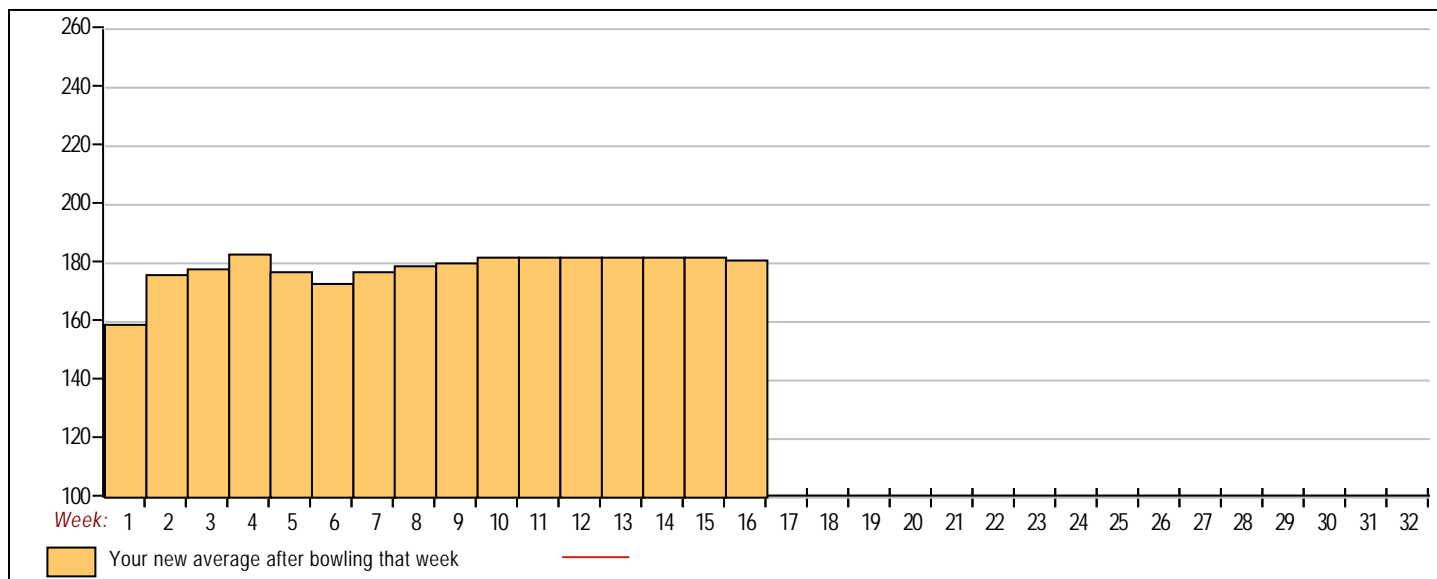
Low series of 454 on week 5

High average of 183.92 after bowling week 4

Low average of 159.67 after bowling week 1

High Scores by Game

Game #1: 232 on week 3 Game #2: 204 on week 8 Game #3: 257 on week 10



Chinese Bowling Club

Classic Bowling Center

Note: This report includes information through January 6 which is Week 16 of 32

Thomas Woo's Bowling Record - Team 12: Fraternity of Bowlers

| Week No. | Bowling Date | Old Avg | Old HDCP | -1- | -2- | -3- | Total | HDCP Total | Pins | Gms | ---Average Change--- | | | High Game | High Sers | HDCP Game | HDCP Sers | |
|----------|--------------|---------|----------|-----|-----|-----|-------|------------|------|-----|----------------------|------|----------|-----------|-----------|-----------|-----------|-----|
| | | | | | | | | | | | New | Old | ---> +/- | | | | | |
| 1 | 09/02/25 | bk186 | 0 | | | | 0 | 0 | 0 | 0 | - | 0.00 | = 0.00 | 0 | 0 | | | |
| 2 | 09/09/25 | bk186 | 0 | | | | 0 | 0 | 0 | 0 | - | 0.00 | = 0.00 | 0 | 0 | | | |
| 3 | 09/16/25 | bk186 | 0 | | | | 0 | 0 | 0 | 0 | - | 0.00 | = 0.00 | 0 | 0 | | | |
| 4 | 09/23/25 | bk186 | 0 | | | | 0 | 0 | 0 | 0 | - | 0.00 | = 0.00 | 0 | 0 | | | |
| 5 | 09/30/25 | bk186 | 0 | | | | 0 | 0 | 0 | 0 | - | 0.00 | = 0.00 | 0 | 0 | | | |
| 6 | 10/14/25 | bk186 | 27 | 184 | 152 | 166 | 502 | 583 | 502 | 3 | 167.33 | - | 0.00 | = 167.33 | 184 | 502 | 211 | 583 |
| 7 | 10/21/25 | bk186 | 27 | 153 | 216 | 178 | 547 | 628 | 1049 | 6 | 174.83 | - | 167.33 | = 7.50 | 216 | 547 | 243 | 628 |
| 8 | 10/28/25 | bk186 | 27 | 179 | 156 | 226 | 561 | 642 | 1610 | 9 | 178.89 | - | 174.83 | = 4.06 | 226 | 561 | 253 | 642 |
| 9 | 11/04/25 | 178 | 0 | | | | 0 | 0 | 1610 | 9 | 178.89 | - | 178.89 | = 0.00 | 226 | 561 | 253 | 642 |
| 10 | 11/11/25 | 178 | 0 | | | | 0 | 0 | 1610 | 9 | 178.89 | - | 178.89 | = 0.00 | 226 | 561 | 253 | 642 |
| 11 | 11/18/25 | 178 | 0 | | | | 0 | 0 | 1610 | 9 | 178.89 | - | 178.89 | = 0.00 | 226 | 561 | 253 | 642 |
| 12 | 11/25/25 | 178 | 0 | | | | 0 | 0 | 1610 | 9 | 178.89 | - | 178.89 | = 0.00 | 226 | 561 | 253 | 642 |
| 13 | 12/02/25 | 178 | 33 | 200 | 176 | 215 | 591 | 690 | 2201 | 12 | 183.42 | - | 178.89 | = 4.53 | 226 | 591 | 253 | 690 |
| 14 | 12/09/25 | 183 | 29 | 225 | 149 | 200 | 574 | 661 | 2775 | 15 | 185.00 | - | 183.42 | = 1.58 | 226 | 591 | 254 | 690 |
| 15 | 12/16/25 | 185 | 0 | | | | 0 | 0 | 2775 | 15 | 185.00 | - | 185.00 | = 0.00 | 226 | 591 | 254 | 690 |
| 16 | 01/06/26 | 185 | 28 | | | | 0 | 0 | 2775 | 15 | 185.00 | - | 185.00 | = 0.00 | 226 | 591 | 254 | 690 |

End of 1st split

| | | | | | | | | | |
|------|-------|-------|-------|-------|-------|-------|-------|-------|-------|
| <100 | 100's | 125's | 150's | 175's | 200's | 225's | 250's | 275's | 300's |
| | | 1 | 4 | 4 | 4 | 2 | | | |
| <400 | 400's | 450's | 500's | 550's | 600's | 650's | 700's | 750's | 800's |
| | | | 2 | 3 | | | | | |

Avg of Game 1

188.20

Avg of Game 2

169.80

Avg of Game 3

197.00

High game of 226 on week 8

Low game of 149 on week 14

High series of 591 on week 13

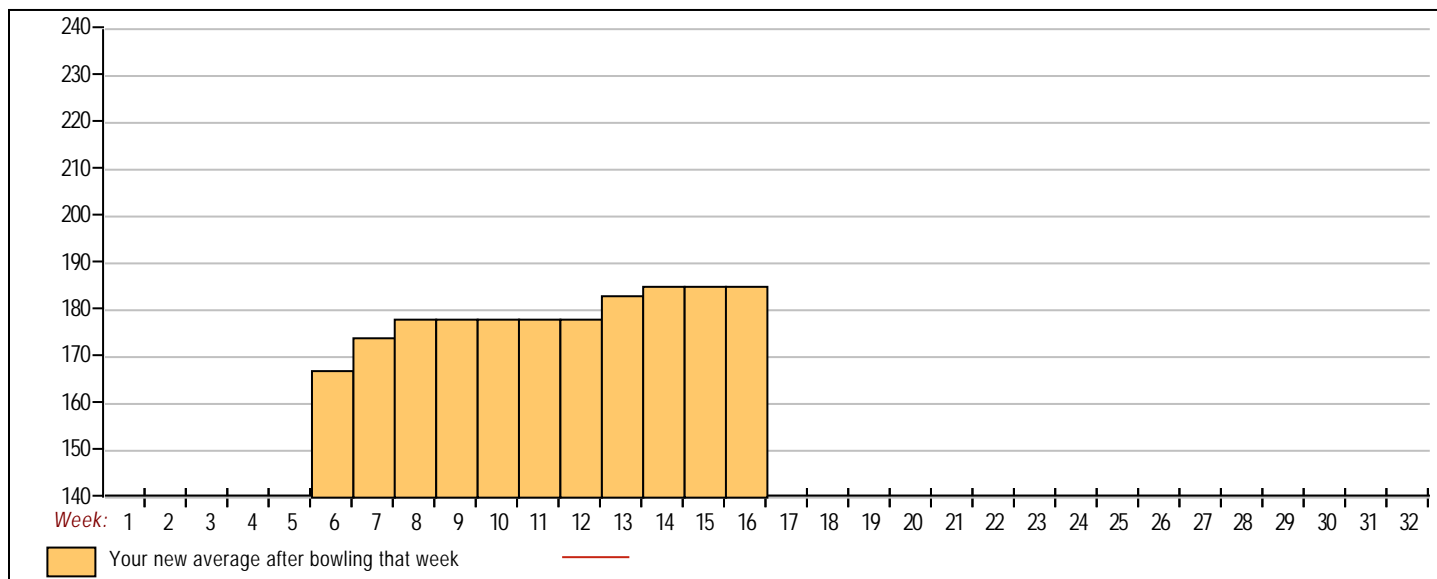
Low series of 502 on week 6

High average of 185.00 after bowling week 14

Low average of 167.33 after bowling week 6

High Scores by Game

Game #1: 225 on week 14 Game #2: 216 on week 7 Game #3: 226 on week 8



Chinese Bowling Club

Classic Bowling Center

Note: This report includes information through January 6 which is Week 16 of 32

Edmond Lea's Bowling Record - Team 12: Fraternity of Bowlers

| Week No. | Bowling Date | Old Avg | Old HDCP | -1- | -2- | -3- | Total | HDCP Total | Pins | Gms | ---Average Change--- | | | | High Game | High Sers | HDCP Game | HDCP Sers | |
|----------|--------------|---------|----------|-----|-----|-----|-------|------------|------|-----|----------------------|-----|----------|---|-----------|-----------|-----------|-----------|-----|
| | | | | | | | | | | | New | Old | ---> +/- | | | | | | |
| 1 | 09/02/25 | bk167 | 42 | 139 | 166 | 147 | 452 | 578 | 452 | 3 | 150.67 | - | 0.00 | = | 150.67 | 166 | 452 | 208 | 578 |
| 2 | 09/09/25 | bk167 | 42 | 146 | 134 | 165 | 445 | 571 | 897 | 6 | 149.50 | - | 150.67 | = | -1.17 | 166 | 452 | 208 | 578 |
| 3 | 09/16/25 | bk167 | 42 | 176 | 162 | 151 | 489 | 615 | 1386 | 9 | 154.00 | - | 149.50 | = | 4.50 | 176 | 489 | 218 | 615 |
| 4 | 09/23/25 | 157 | 50 | 157 | 153 | 140 | 450 | 600 | 1836 | 12 | 153.00 | - | 154.00 | = | -1.00 | 176 | 489 | 218 | 615 |
| 5 | 09/30/25 | 157 | 50 | 135 | 241 | 155 | 531 | 681 | 2367 | 15 | 157.80 | - | 153.00 | = | 4.80 | 241 | 531 | 291 | 681 |
| 6 | 10/14/25 | 157 | 0 | | | | 0 | 0 | 2367 | 15 | 157.80 | - | 157.80 | = | 0.00 | 241 | 531 | 291 | 681 |
| 7 | 10/21/25 | 157 | 50 | 125 | 158 | 137 | 420 | 570 | 2787 | 18 | 154.83 | - | 157.80 | = | -2.97 | 241 | 531 | 291 | 681 |
| 8 | 10/28/25 | 157 | 0 | | | | 0 | 0 | 2787 | 18 | 154.83 | - | 154.83 | = | 0.00 | 241 | 531 | 291 | 681 |
| 9 | 11/04/25 | 157 | 0 | | | | 0 | 0 | 2787 | 18 | 154.83 | - | 154.83 | = | 0.00 | 241 | 531 | 291 | 681 |
| 10 | 11/11/25 | 157 | 50 | 172 | 158 | 183 | 513 | 663 | 3300 | 21 | 157.14 | - | 154.83 | = | 2.31 | 241 | 531 | 291 | 681 |
| 11 | 11/18/25 | 157 | 50 | 136 | 127 | 162 | 425 | 575 | 3725 | 24 | 155.21 | - | 157.14 | = | -1.93 | 241 | 531 | 291 | 681 |
| 12 | 11/25/25 | 157 | 50 | 155 | 151 | 181 | 487 | 637 | 4212 | 27 | 156.00 | - | 155.21 | = | 0.79 | 241 | 531 | 291 | 681 |
| 13 | 12/02/25 | 157 | 50 | 158 | 199 | 231 | 588 | 738 | 4800 | 30 | 160.00 | - | 156.00 | = | 4.00 | 241 | 588 | 291 | 738 |
| 14 | 12/09/25 | 160 | 0 | | | | 0 | 0 | 4800 | 30 | 160.00 | - | 160.00 | = | 0.00 | 241 | 588 | 291 | 738 |
| 15 | 12/16/25 | 160 | 0 | | | | 0 | 0 | 4800 | 30 | 160.00 | - | 160.00 | = | 0.00 | 241 | 588 | 291 | 738 |
| 16 | 01/06/26 | 160 | 48 | | | | 0 | 0 | 4800 | 30 | 160.00 | - | 160.00 | = | 0.00 | 241 | 588 | 291 | 738 |

End of 1st split

| | | | | | | | | | |
|----------------------|--------------|--------------|----------------------|--------------|--------------|----------------------|--------------|--------------|--------------|
| <u><100</u> | <u>100's</u> | <u>125's</u> | <u>150's</u> | <u>175's</u> | <u>200's</u> | <u>225's</u> | <u>250's</u> | <u>275's</u> | <u>300's</u> |
| | | 10 | 14 | 4 | | 2 | | | |
| <u><400</u> | <u>400's</u> | <u>450's</u> | <u>500's</u> | <u>550's</u> | <u>600's</u> | <u>650's</u> | <u>700's</u> | <u>750's</u> | <u>800's</u> |
| | 3 | 4 | 2 | 1 | | | | | |
| | | | | | | | | | |
| <u>Avg of Game 1</u> | | | <u>Avg of Game 2</u> | | | <u>Avg of Game 3</u> | | | |
| 149.90 | | | 164.90 | | | 165.20 | | | |

High game of 241 on week 5

Low game of 125 on week 7

High series of 588 on week 13

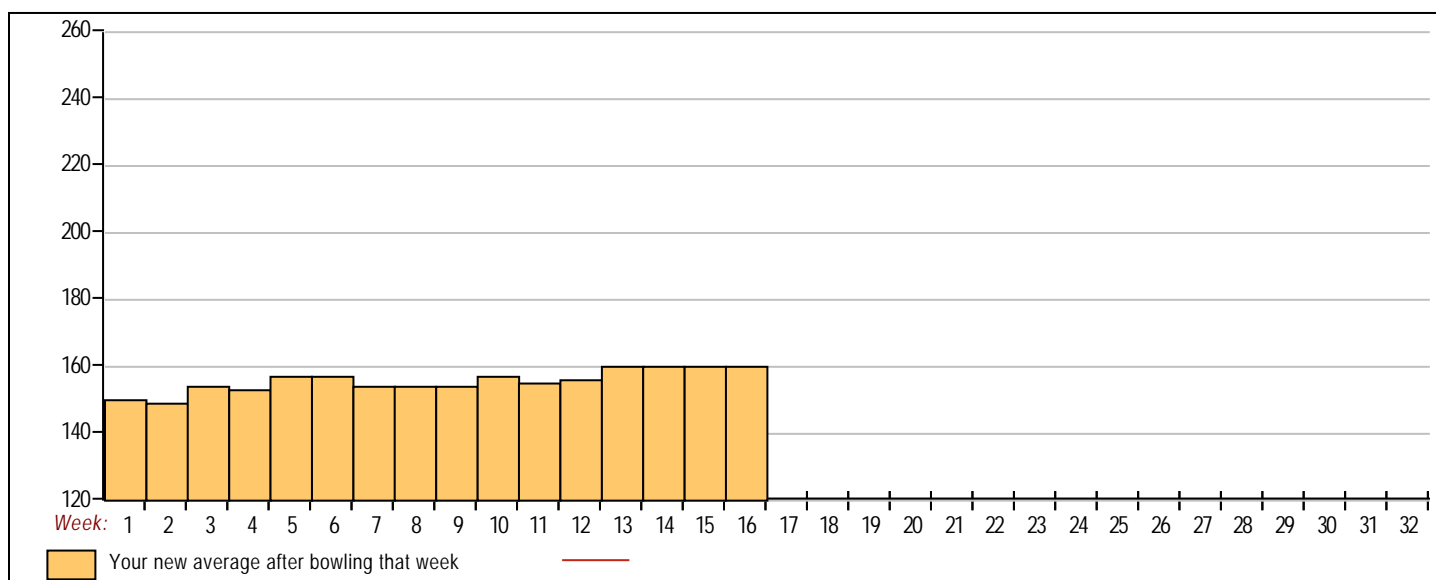
Low series of 420 on week 7

High average of 160.00 after bowling week 13

Low average of 149.50 after bowling week 2

High Scores by Game

Game #1: 176 on week 3 Game #2: 241 on week 5 Game #3: 231 on week 13



Note: This report includes information through January 6 which is Week 16 of 32

Russell Wong's Bowling Record - Team 12: Fraternity of Bowlers

| Week No. | Bowling Date | Old Avg | Old HDCP | -1- | -2- | -3- | Total | HDCP Total | Pins | Gms | ---Average Change--- | | | High Game | High Sers | HDCP Game | HDCP Sers |
|----------|--------------|---------|----------|-----|-----|-----|-------|------------|------|-----|----------------------|----------|----------|-----------|-----------|-----------|-----------|
| | | | | | | | | | | | New | Old | ---> +/- | | | | |
| 1 | 09/02/25 | bk147 | 0 | | | | 0 | 0 | 0 | 0 | - | 0.00 | = 0.00 | 0 | 0 | | |
| 2 | 09/09/25 | bk147 | 0 | | | | 0 | 0 | 0 | 0 | - | 0.00 | = 0.00 | 0 | 0 | | |
| 3 | 09/16/25 | bk147 | 0 | | | | 0 | 0 | 0 | 0 | - | 0.00 | = 0.00 | 0 | 0 | | |
| 4 | 09/23/25 | bk147 | 0 | | | | 0 | 0 | 0 | 0 | - | 0.00 | = 0.00 | 0 | 0 | | |
| 5 | 09/30/25 | bk147 | 0 | | | | 0 | 0 | 0 | 0 | - | 0.00 | = 0.00 | 0 | 0 | | |
| 6 | 10/14/25 | bk147 | 0 | | | | 0 | 0 | 0 | 0 | - | 0.00 | = 0.00 | 0 | 0 | | |
| 7 | 10/21/25 | bk147 | 0 | | | | 0 | 0 | 0 | 0 | - | 0.00 | = 0.00 | 0 | 0 | | |
| 8 | 10/28/25 | bk147 | 0 | | | | 0 | 0 | 0 | 0 | - | 0.00 | = 0.00 | 0 | 0 | | |
| 9 | 11/04/25 | bk147 | 0 | | | | 0 | 0 | 0 | 0 | - | 0.00 | = 0.00 | 0 | 0 | | |
| 10 | 11/11/25 | bk147 | 0 | | | | 0 | 0 | 0 | 0 | - | 0.00 | = 0.00 | 0 | 0 | | |
| 11 | 11/18/25 | bk147 | 0 | | | | 0 | 0 | 0 | 0 | - | 0.00 | = 0.00 | 0 | 0 | | |
| 12 | 11/25/25 | bk147 | 58 | 109 | 135 | 131 | 375 | 549 | 375 | 3 | 125.00 | - 0.00 | = 125.00 | 135 | 375 | 193 | 549 |
| 13 | 12/02/25 | bk147 | 0 | | | | 0 | 0 | 375 | 3 | 125.00 | - 125.00 | = 0.00 | 135 | 375 | 193 | 549 |
| 14 | 12/09/25 | bk147 | 0 | | | | 0 | 0 | 375 | 3 | 125.00 | - 125.00 | = 0.00 | 135 | 375 | 193 | 549 |
| 15 | 12/16/25 | bk147 | 0 | | | | 0 | 0 | 375 | 3 | 125.00 | - 125.00 | = 0.00 | 135 | 375 | 193 | 549 |
| 16 | 01/06/26 | bk147 | 58 | | | | 0 | 0 | 375 | 3 | 125.00 | - 125.00 | = 0.00 | 135 | 375 | 193 | 549 |

End of 1st split



| | | | | | | | | | |
|------|-------|-------|-------|-------|-------|-------|-------|-------|-------|
| <100 | 100's | 125's | 150's | 175's | 200's | 225's | 250's | 275's | 300's |
| | 1 | 2 | | | | | | | |
| <400 | 400's | 450's | 500's | 550's | 600's | 650's | 700's | 750's | 800's |
| 1 | | | | | | | | | |

| | | |
|---------------|---------------|---------------|
| Avg of Game 1 | Avg of Game 2 | Avg of Game 3 |
| 109.00 | 135.00 | 131.00 |

High game of 135 on week 12
Low game of 109 on week 12

High series of 375 on week 12
Low series of 375 on week 12

High average of 125.00 after bowling week 12
Low average of 125.00 after bowling week 12

High Scores by Game

Game #1: 109 on week 12 Game #2: 135 on week 12 Game #3: 131 on week 12

