

Note: This report includes information through December 9 which is Week 14 of 32

Tyler DiGrande's Bowling Record - Team 8: Just Bowling #5

Week No.	Bowling Date	Old Avg	Old HDCP					HDCP Total			---Average Change---				High Game	High Sers	HDCP Game	HDCP Sers	
				-1-	-2-	-3-	Total		Pins	Gms	New	Old	---> +/-						
1	09/02/25	bk159	48	189	177	161	527	671	527	3	175.67	-	0.00	=	175.67	189	527	237	671
2	09/09/25	bk159	48	138	124	161	423	567	950	6	158.33	-	175.67	=	-17.33	189	527	237	671
3	09/16/25	bk159	48	171	213	185	569	713	1519	9	168.78	-	158.33	=	10.44	213	569	261	713
4	09/23/25	168	41	a168	a168	a168	504	627	1519	9	168.78	-	168.78	=	0.00	213	569	261	713
5	09/30/25	168	41	166	197	118	481	604	2000	12	166.67	-	168.78	=	-2.11	213	569	261	713
6	10/14/25	166	43	a166	a166	a166	498	627	2000	12	166.67	-	166.67	=	0.00	213	569	261	713
7	10/21/25	166	43	126	142	140	408	537	2408	15	160.53	-	166.67	=	-6.13	213	569	261	713
8	10/28/25	160	48	172	171	136	479	623	2887	18	160.39	-	160.53	=	-0.14	213	569	261	713
9	11/04/25	160	48	123	146	148	417	561	3304	21	157.33	-	160.39	=	-3.06	213	569	261	713
10	11/11/25	157	50	a157	a157	a157	471	621	3304	21	157.33	-	157.33	=	0.00	213	569	261	713
11	11/18/25	157	50	214	156	238	608	758	3912	24	163.00	-	157.33	=	5.67	238	608	288	758
12	11/25/25	163	45	189	164	149	502	637	4414	27	163.48	-	163.00	=	0.48	238	608	288	758
13	12/02/25	163	45	143	163	148	454	589	4868	30	162.27	-	163.48	=	-1.21	238	608	288	758
14	12/09/25	162	46	a162	a162	a162	486	624	4868	30	162.27	-	162.27	=	0.00	238	608	288	758

<100

100's

125's

150's

175's

200's

225's

250's

275's

300's

3

10

9

5

2

1

<400

400's

450's

500's

550's

600's

650's

700's

750's

800's

3

3

2

1

1

Avg of Game 1

Avg of Game 2

Avg of Game 3

163.10

165.30

158.40

High game of 238 on week 11

Low game of 118 on week 5

High series of 608 on week 11

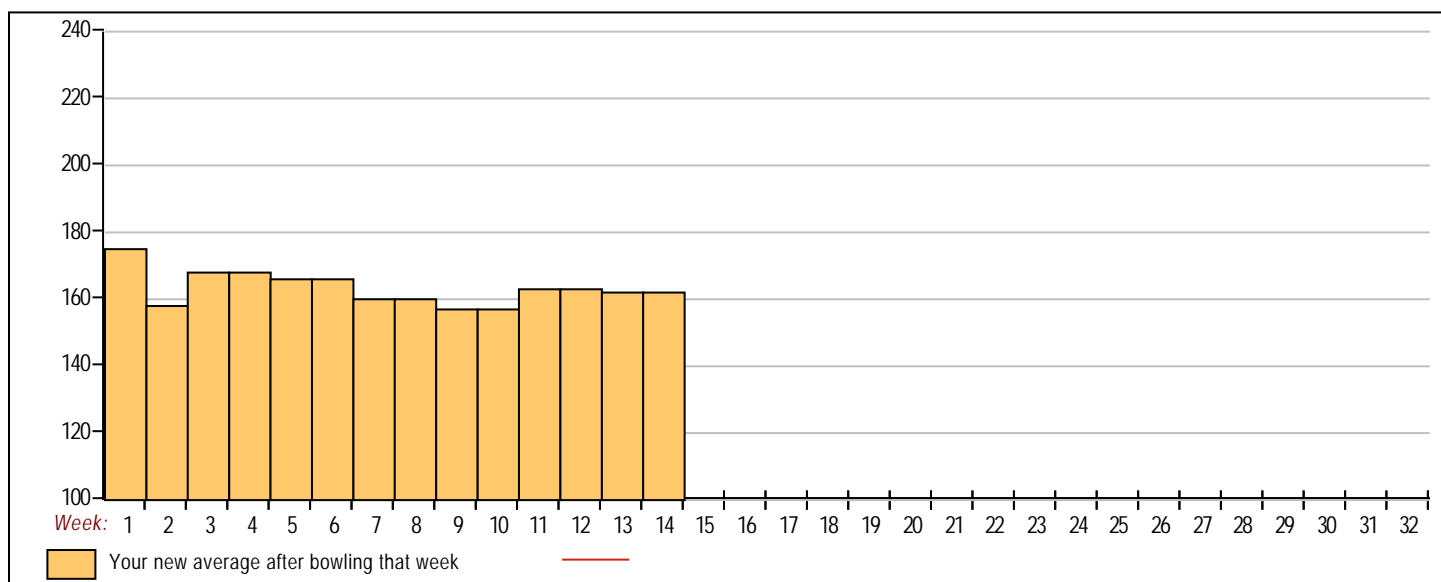
Low series of 408 on week 7

High average of 175.67 after bowling week 1

Low average of 157.33 after bowling week 9

High Scores by Game

Game #1: 214 on week 11 Game #2: 213 on week 3 Game #3: 238 on week 11



Note: This report includes information through December 9 which is Week 14 of 32

Chris Phan's Bowling Record - Team 8: Just Bowling #5

Week No.	Bowling Date	Old Avg	Old HDCP	-1-	-2-	-3-	Total	HDCP Total	Pins	Gms	---Average Change---				High Game	High Sers	HDCP Game	HDCP Sers	
											New	Old	---	+/-					
1	09/02/25	bk187	26	161	215	155	531	609	531	3	177.00	-	0.00	=	177.00	215	531	241	609
2	09/09/25	bk187	26	157	224	208	589	667	1120	6	186.67	-	177.00	=	9.67	224	589	250	667
3	09/16/25	bk187	26	172	209	200	581	659	1701	9	189.00	-	186.67	=	2.33	224	589	250	667
4	09/23/25	189	24	150	201	142	493	565	2194	12	182.83	-	189.00	=	-6.17	224	589	250	667
5	09/30/25	182	30	151	195	211	557	647	2751	15	183.40	-	182.83	=	0.57	224	589	250	667
6	10/14/25	183	29	150	178	214	542	629	3293	18	182.94	-	183.40	=	-0.46	224	589	250	667
7	10/21/25	182	30	186	203	143	532	622	3825	21	182.14	-	182.94	=	-0.80	224	589	250	667
8	10/28/25	182	30	190	194	149	533	623	4358	24	181.58	-	182.14	=	-0.56	224	589	250	667
9	11/04/25	181	31	183	183	132	498	591	4856	27	179.85	-	181.58	=	-1.73	224	589	250	667
10	11/11/25	179	32	190	217	189	596	692	5452	30	181.73	-	179.85	=	1.88	224	596	250	692
11	11/18/25	181	31	143	191	146	480	573	5932	33	179.76	-	181.73	=	-1.98	224	596	250	692
12	11/25/25	179	32	160	211	190	561	657	6493	36	180.36	-	179.76	=	0.60	224	596	250	692
13	12/02/25	180	32	211	178	150	539	635	7032	39	180.31	-	180.36	=	-0.05	224	596	250	692
14	12/09/25	180	32	190	203	111	504	600	7536	42	179.43	-	180.31	=	-0.88	224	596	250	692

<100

100's

125's

150's

175's

200's

225's

250's

275's

300's

1

6

9

13

13

<400

400's

450's

500's

550's

600's

650's

700's

750's

800's

3

6

5

Avg of Game 1

Avg of Game 2

Avg of Game 3

171.00

200.14

167.14

High game of 224 on week 2

Low game of 111 on week 14

High series of 596 on week 10

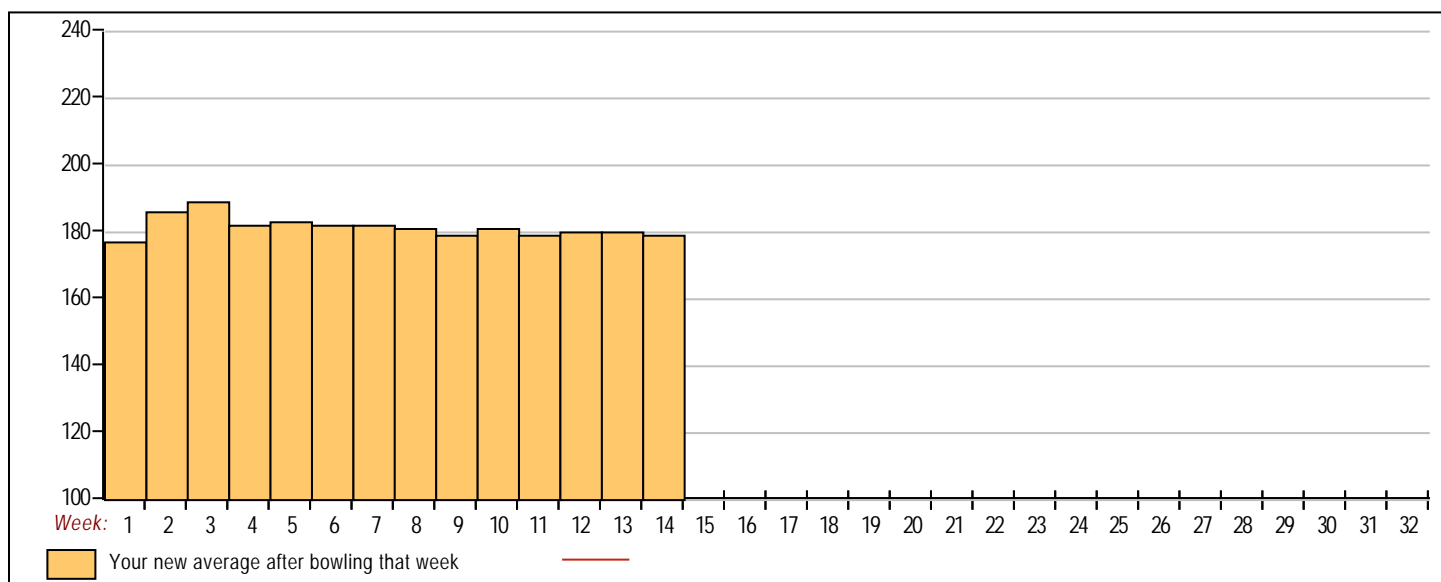
Low series of 480 on week 11

High average of 189.00 after bowling week 3

Low average of 177.00 after bowling week 1

High Scores by Game

Game #1: 211 on week 13 Game #2: 224 on week 2 Game #3: 214 on week 6



Note: This report includes information through December 9 which is Week 14 of 32

Michael Truong's Bowling Record - Team 8: Just Bowling #5

Week No.	Bowling Date	Old Avg	Old HDCP	-1-	-2-	-3-	Total	HDCP Total	Pins	Gms	---Average Change---				High Game	High Sers	HDCP Game	HDCP Sers	
											New	Old	---	+/-					
1	09/02/25	bk197	18	174	160	177	511	565	511	3	170.33	-	0.00	=	170.33	177	511	195	565
2	09/09/25	bk197	18	202	231	188	621	675	1132	6	188.67	-	170.33	=	18.33	231	621	249	675
3	09/16/25	bk197	18	233	220	177	630	684	1762	9	195.78	-	188.67	=	7.11	233	630	251	684
4	09/23/25	195	0				0	0	1762	9	195.78	-	195.78	=	0.00	233	630	251	684
5	09/30/25	195	20	190	182	233	605	665	2367	12	197.25	-	195.78	=	1.47	233	630	253	684
6	10/14/25	197	18	200	195	191	586	640	2953	15	196.87	-	197.25	=	-0.38	233	630	253	684
7	10/21/25	196	19	172	175	158	505	562	3458	18	192.11	-	196.87	=	-4.76	233	630	253	684
8	10/28/25	192	22	209	175	184	568	634	4026	21	191.71	-	192.11	=	-0.40	233	630	253	684
9	11/04/25	191	23	155	186	214	555	624	4581	24	190.88	-	191.71	=	-0.84	233	630	253	684
10	11/11/25	190	24	206	192	193	591	663	5172	27	191.56	-	190.88	=	0.68	233	630	253	684
11	11/18/25	191	23	220	242	222	684	753	5856	30	195.20	-	191.56	=	3.64	242	684	265	753
12	11/25/25	195	20	223	220	152	595	655	6451	33	195.48	-	195.20	=	0.28	242	684	265	753
13	12/02/25	195	20	178	216	235	629	689	7080	36	196.67	-	195.48	=	1.18	242	684	265	753
14	12/09/25	196	19	175	171	178	524	581	7604	39	194.97	-	196.67	=	-1.69	242	684	265	753

<100

100's

125's

150's

175's

200's

225's

250's

275's

300's

7

16

11

5

<400

400's

450's

500's

550's

600's

650's

700's

750's

800's

3

5

4

1

Avg of Game 1

195.15

Avg of Game 2

197.31

Avg of Game 3

192.46

High game of 242 on week 11

Low game of 152 on week 12

High series of 684 on week 11

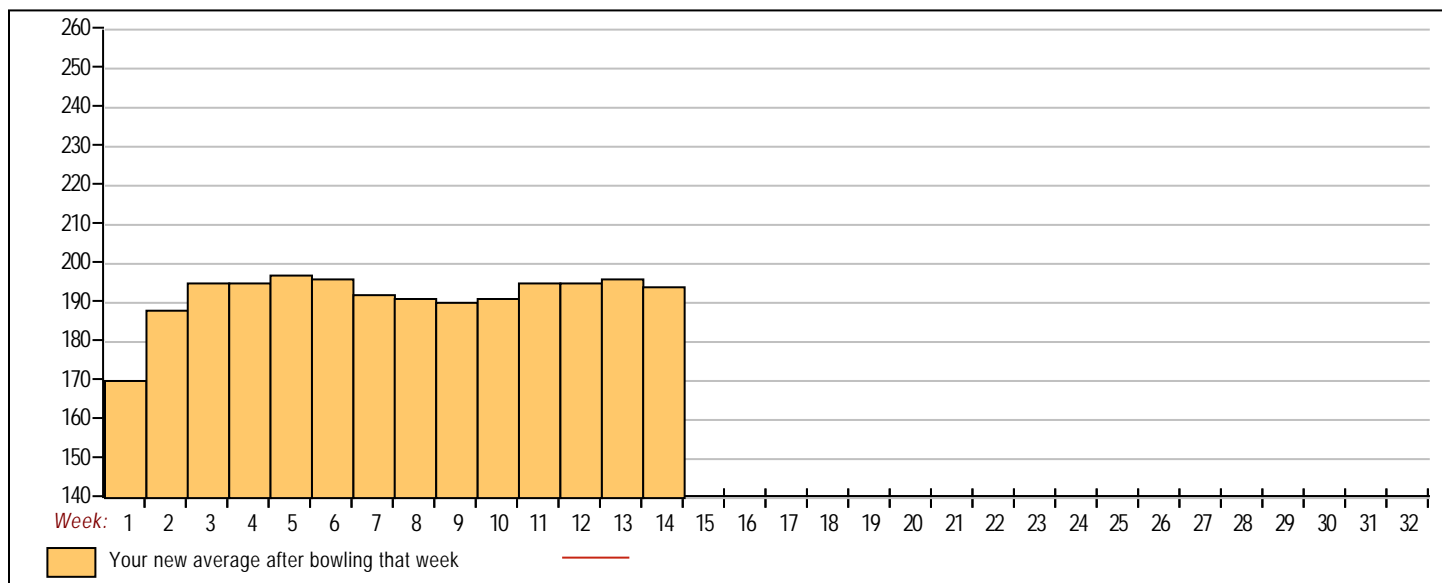
Low series of 505 on week 7

High average of 197.25 after bowling week 5

Low average of 170.33 after bowling week 1

High Scores by Game

Game #1: 233 on week 3 Game #2: 242 on week 11 Game #3: 235 on week 13



Note: This report includes information through December 9 which is Week 14 of 32

Laura Wong's Bowling Record - Team 8: Just Bowling #5

Week No.	Bowling Date	Old Avg	Old HDCP	-1-	-2-	-3-	Total	HDCP Total	Pins	Gms	---Average Change---			High Game	High Sers	HDCP Game	HDCP Sers	
											New - Old	--->	+/-					
1	09/02/25	bk163	0				0	0	0	0	-	0.00	=	0.00	0	0		
2	09/09/25	bk163	0				0	0	0	0	-	0.00	=	0.00	0	0		
3	09/16/25	bk163	0				0	0	0	0	-	0.00	=	0.00	0	0		
4	09/23/25	bk163	0				0	0	0	0	-	0.00	=	0.00	0	0		
5	09/30/25	bk163	0				0	0	0	0	-	0.00	=	0.00	0	0		
6	10/14/25	bk163	0				0	0	0	0	-	0.00	=	0.00	0	0		
7	10/21/25	bk163	0				0	0	0	0	-	0.00	=	0.00	0	0		
8	10/28/25	bk163	0				0	0	0	0	-	0.00	=	0.00	0	0		
9	11/04/25	bk163	0				0	0	0	0	-	0.00	=	0.00	0	0		
10	11/11/25	bk163	0				0	0	0	0	-	0.00	=	0.00	0	0		
11	11/18/25	bk163	0				0	0	0	0	-	0.00	=	0.00	0	0		
12	11/25/25	bk163	0				0	0	0	0	-	0.00	=	0.00	0	0		
13	12/02/25	bk163	0				0	0	0	0	-	0.00	=	0.00	0	0		
14	12/09/25	bk163	45				0	0	0	0	-	0.00	=	0.00	0	0		

<100 100's 125's 150's 175's 200's 225's 250's 275's 300's

<400 400's 450's 500's 550's 600's 650's 700's 750's 800's

Avg of Game 1 Avg of Game 2 Avg of Game 3

High game of 0 on week 0
Low game of 0 on week 0

High series of 0 on week 0
Low series of 0 on week 0

High average of 0.00 after bowling week 14
Low average of 0.00 after bowling week 14

High Scores by Game

Game #1: 0 on week 0 Game #2: 0 on week 0 Game #3: 0 on week 0

