

Note: This report includes information through December 2 which is Week 13 of 32

Phu Hy's Bowling Record - Team 6: Just Bowling #4

Week No.	Bowling Date	Old Avg	Old HDCP	-1-	-2-	-3-	Total	HDCP Total	Pins	Gms	---Average Change---				High Game	High Sers	HDCP Game	HDCP Sers	
											New - Old ----> +/-								
1	09/02/25	bk195	20	245	179	226	650	710	650	3	216.67	-	0.00	=	216.67	245	650	265	710
2	09/09/25	bk195	20	225	158	214	597	657	1247	6	207.83	-	216.67	=	-8.83	245	650	265	710
3	09/16/25	bk195	20	198	168	168	534	594	1781	9	197.89	-	207.83	=	-9.94	245	650	265	710
4	09/23/25	197	18	179	224	192	595	649	2376	12	198.00	-	197.89	=	0.11	245	650	265	710
5	09/30/25	198	17	176	206	159	541	592	2917	15	194.47	-	198.00	=	-3.53	245	650	265	710
6	10/14/25	194	20	150	175	173	498	558	3415	18	189.72	-	194.47	=	-4.74	245	650	265	710
7	10/21/25	189	24	187	131	164	482	554	3897	21	185.57	-	189.72	=	-4.15	245	650	265	710
8	10/28/25	185	28	125	196	140	461	545	4358	24	181.58	-	185.57	=	-3.99	245	650	265	710
9	11/04/25	185	28	198	211	175	584	668	4942	27	183.04	-	181.58	=	1.45	245	650	265	710
10	11/11/25	185	28	171	181	202	554	638	5496	30	183.20	-	183.04	=	0.16	245	650	265	710
11	11/18/25	185	28	167	193	198	558	642	6054	33	183.45	-	183.20	=	0.25	245	650	265	710
12	11/25/25	185	28	182	108	183	473	557	6527	36	181.31	-	183.45	=	-2.15	245	650	265	710
13	12/02/25	185	28	156	215	170	541	625	7068	39	181.23	-	181.31	=	-0.07	245	650	265	710

<100

100's

125's

150's

175's

200's

225's

250's

275's

300's

1

3

11

15

6

3

<400

400's

450's

500's

550's

600's

650's

700's

750's

800's

4

3

5

1

Avg of Game 1

Avg of Game 2

Avg of Game 3

181.46

180.38

181.85

High game of 245 on week 1

Low game of 108 on week 12

High series of 650 on week 1

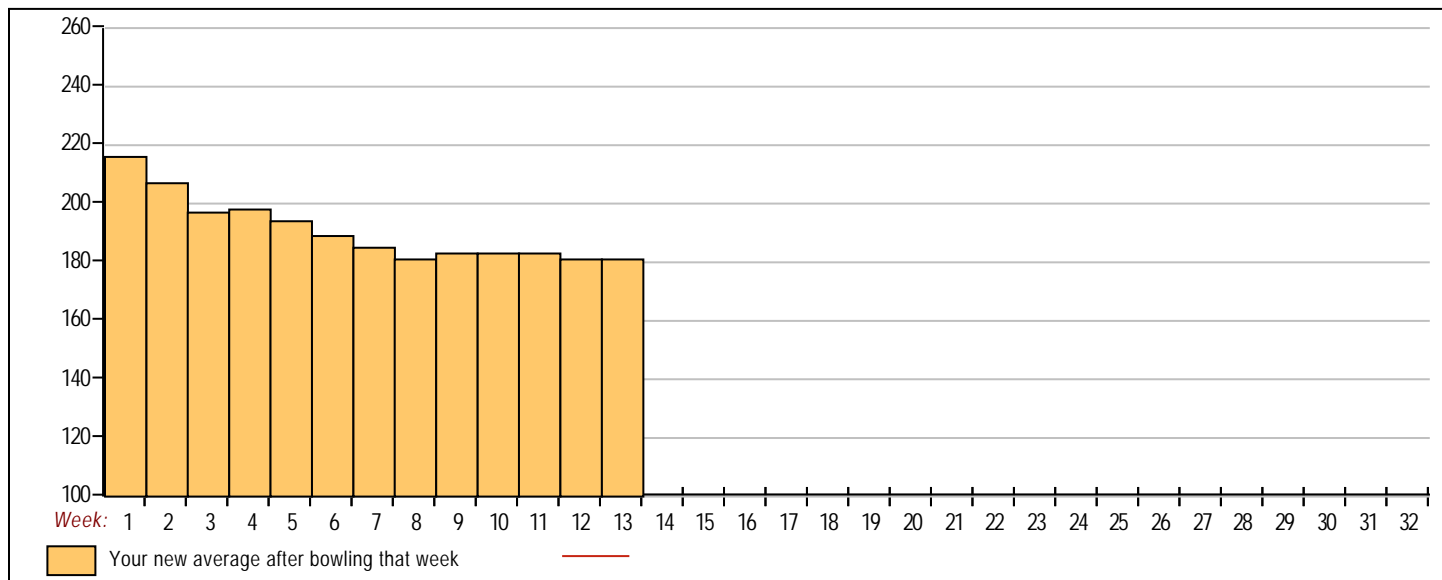
Low series of 461 on week 8

High average of 216.67 after bowling week 1

Low average of 181.23 after bowling week 13

High Scores by Game

Game #1: 245 on week 1 Game #2: 224 on week 4 Game #3: 226 on week 1



Note: This report includes information through December 2 which is Week 13 of 32

Valery Truong's Bowling Record - Team 6: Just Bowling #4

Week No.	Bowling Date	Old Avg	Old HDCP	-1-	-2-	-3-	Total	HDCP Total	Pins	Gms	---Average Change---			High Game	High Sers	HDCP Game	HDCP Sers	
											New	Old	---> +/-					
1	09/02/25	bk165	0				0	0	0	0	-	0.00	= 0.00	0	0			
2	09/09/25	bk165	44	189	222	147	558	690	558	3	186.00	-	0.00	= 186.00	222	558	266	690
3	09/16/25	bk165	44	169	212	183	564	696	1122	6	187.00	-	186.00	= 1.00	222	564	266	696
4	09/23/25	bk165	44	176	151	180	507	639	1629	9	181.00	-	187.00	= -6.00	222	564	266	696
5	09/30/25	181	0				0	0	1629	9	181.00	-	181.00	= 0.00	222	564	266	696
6	10/14/25	181	31	166	157	160	483	576	2112	12	176.00	-	181.00	= -5.00	222	564	266	696
7	10/21/25	176	35	165	159	173	497	602	2609	15	173.93	-	176.00	= -2.07	222	564	266	696
8	10/28/25	173	37	163	185	204	552	663	3161	18	175.61	-	173.93	= 1.68	222	564	266	696
9	11/04/25	175	36	160	157	159	476	584	3637	21	173.19	-	175.61	= -2.42	222	564	266	696
10	11/11/25	173	37	182	212	166	560	671	4197	24	174.88	-	173.19	= 1.68	222	564	266	696
11	11/18/25	174	36	124	180	200	504	612	4701	27	174.11	-	174.88	= -0.76	222	564	266	696
12	11/25/25	174	36	a174	a174	a174	522	630	4701	27	174.11	-	174.11	= 0.00	222	564	266	696
13	12/02/25	174	36	157	170	137	464	572	5165	30	172.17	-	174.11	= -1.94	222	564	266	696

<100	100's	125's	150's	175's	200's	225's	250's	275's	300's
	1	2	15	7	5				
<400	400's	450's	500's	550's	600's	650's	700's	750's	800's
		4	2	4					

Avg of Game 1

165.10

Avg of Game 2

180.50

Avg of Game 3

170.90

High game of 222 on week 2

Low game of 124 on week 11

High series of 564 on week 3

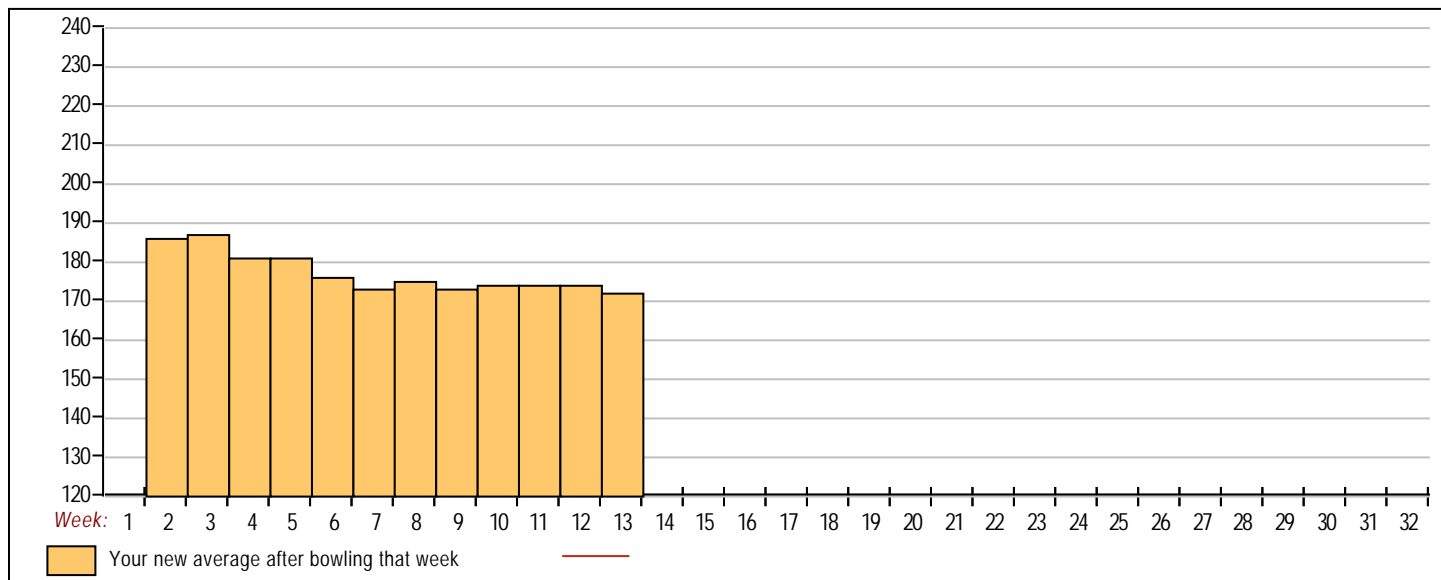
Low series of 464 on week 13

High average of 187.00 after bowling week 3

Low average of 172.17 after bowling week 13

High Scores by Game

Game #1: 189 on week 2 Game #2: 222 on week 2 Game #3: 204 on week 8



Note: This report includes information through December 2 which is Week 13 of 32

David Hy's Bowling Record - Team 6: Just Bowling #4

Week No.	Bowling Date	Old Avg	Old HDCP	-1-	-2-	-3-	Total	HDCP Total	Pins	Gms	---Average Change---				High Game	High Sers	HDCP Game	HDCP Sers	
											New	Old	---> +/-						
1	09/02/25	bk203	13	179	197	156	532	571	532	3	177.33	-	0.00	=	177.33	197	532	210	571
2	09/09/25	bk203	13	158	161	183	502	541	1034	6	172.33	-	177.33	=	-5.00	197	532	210	571
3	09/16/25	bk203	13	182	213	153	548	587	1582	9	175.78	-	172.33	=	3.44	213	548	226	587
4	09/23/25	193	21	210	209	205	624	687	2206	12	183.83	-	175.78	=	8.06	213	624	231	687
5	09/30/25	193	21	190	202	176	568	631	2774	15	184.93	-	183.83	=	1.10	213	624	231	687
6	10/14/25	193	21	a193	a193	a193	579	642	2774	15	184.93	-	184.93	=	0.00	213	624	231	687
7	10/21/25	193	0				0	0	2774	15	184.93	-	184.93	=	0.00	213	624	231	687
8	10/28/25	193	0				0	0	2774	15	184.93	-	184.93	=	0.00	213	624	231	687
9	11/04/25	193	21	152	213	181	546	609	3320	18	184.44	-	184.93	=	-0.49	213	624	234	687
10	11/11/25	193	21	190	230	254	674	737	3994	21	190.19	-	184.44	=	5.75	254	674	275	737
11	11/18/25	193	21	167	143	243	553	616	4547	24	189.46	-	190.19	=	-0.73	254	674	275	737
12	11/25/25	193	21	160	211	190	561	624	5108	27	189.19	-	189.46	=	-0.27	254	674	275	737
13	12/02/25	193	21	158	195	214	567	630	5675	30	189.17	-	189.19	=	-0.02	254	674	275	737

<100

100's

125's

150's

175's

200's

225's

250's

275's

300's

1

8

10

8

2

1

<400

400's

450's

500's

550's

600's

650's

700's

750's

800's

4

4

1

1

Avg of Game 1

Avg of Game 2

Avg of Game 3

174.60

197.40

195.50

High game of 254 on week 10

Low game of 143 on week 11

High series of 674 on week 10

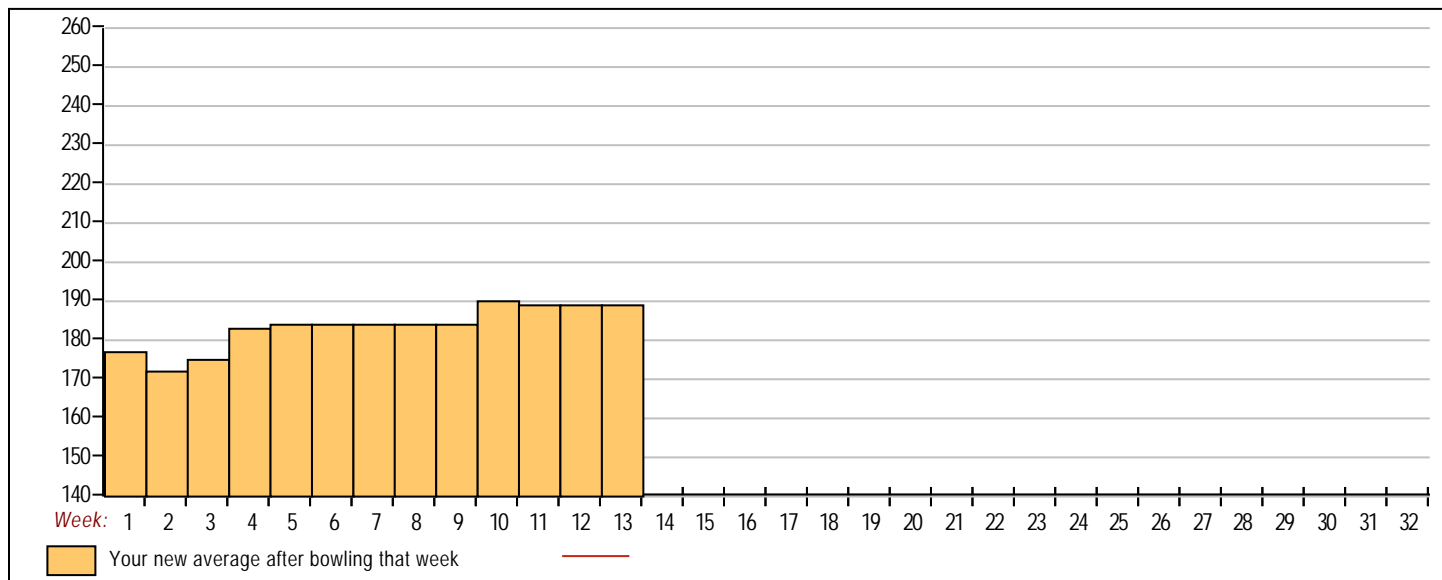
Low series of 502 on week 2

High average of 190.19 after bowling week 10

Low average of 172.33 after bowling week 2

High Scores by Game

Game #1: 210 on week 4 Game #2: 230 on week 10 Game #3: 254 on week 10



Note: This report includes information through December 2 which is Week 13 of 32

Robert Mak's Bowling Record - Team 6: Just Bowling #4

Week No.	Bowling Date	Old Avg	Old HDCP	-1-	-2-	-3-	Total	HDCP Total	Pins	Gms	---Average Change---			High Game	High Sers	HDCP Game	HDCP Sers
											New	Old	---> +/-				
6	10/14/25	0	0				0	0	0	0	-	0.00	= 0.00	0	0		
7	10/21/25	0	0				0	0	0	0	-	0.00	= 0.00	0	0		
8	10/28/25	188	25	177	202	186	565	640	565	3	188.33	-	0.00	= 188.33	202	565	
9	11/04/25	188	0				0	0	565	3	188.33	-	188.33	= 0.00	202	565	
10	11/11/25	188	0				0	0	565	3	188.33	-	188.33	= 0.00	202	565	
11	11/18/25	188	0				0	0	565	3	188.33	-	188.33	= 0.00	202	565	
12	11/25/25	188	0				0	0	565	3	188.33	-	188.33	= 0.00	202	565	
13	12/02/25	188	25				0	0	565	3	188.33	-	188.33	= 0.00	202	565	

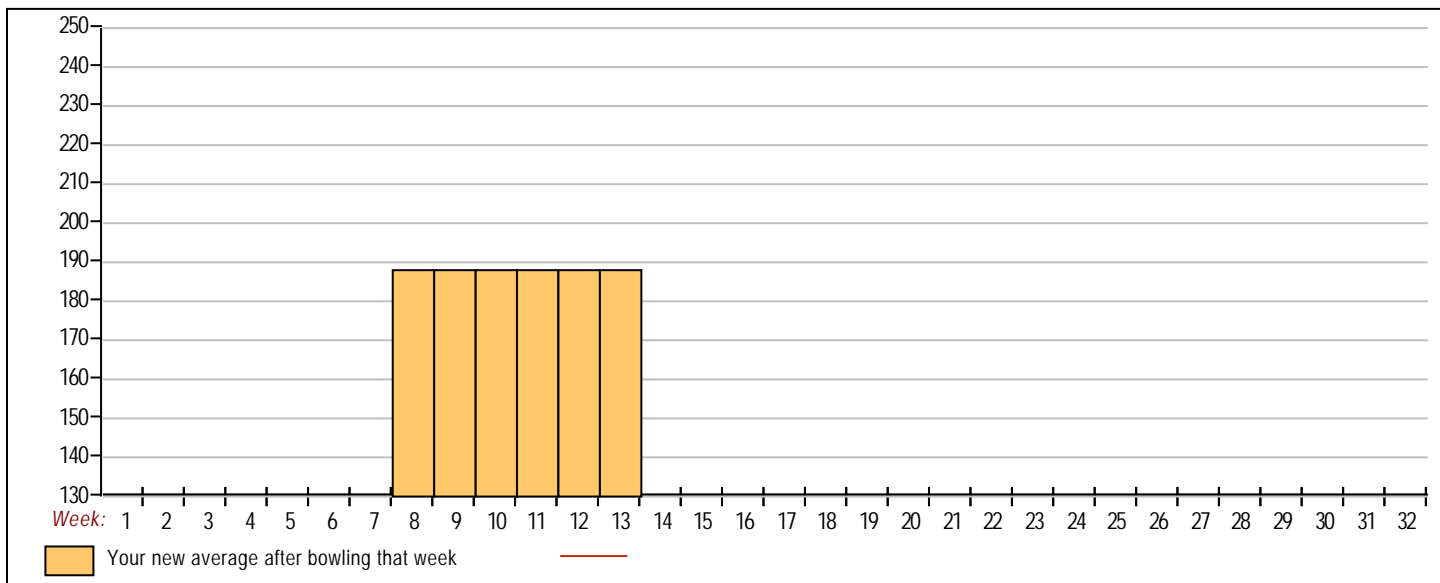
<100	100's	125's	150's	175's	200's	225's	250's	275's	300's
				2	1				
<400	400's	450's	500's	550's	600's	650's	700's	750's	800's
				1					

Avg of Game 1	Avg of Game 2	Avg of Game 3
177.00	202.00	186.00

High game of 202 on week 8 High series of 565 on week 8 High average of 188.33 after bowling week 8
 Low game of 177 on week 8 Low series of 565 on week 8 Low average of 188.33 after bowling week 8

High Scores by Game

Game #1: 177 on week 8 Game #2: 202 on week 8 Game #3: 186 on week 8



Note: This report includes information through December 2 which is Week 13 of 32

Joey Himuro's Bowling Record - Team 6: Just Bowling #4

Week No.	Bowling Date	Old Avg	Old HDCP	-1-	-2-	-3-	Total	HDCP Total	Pins	Gms	---Average Change---			New - Old ---> +/-	High Game	High Sers	HDCP Game	HDCP Sers
5	09/30/25	bk191	23	170	221	152	543	612	543	3	181.00	-	0.00	= 181.00	221	543	244	612
6	10/14/25	bk191	0				0	0	543	3	181.00	-	181.00	= 0.00	221	543	244	612
7	10/21/25	bk191	0				0	0	543	3	181.00	-	181.00	= 0.00	221	543	244	612
8	10/28/25	bk191	0				0	0	543	3	181.00	-	181.00	= 0.00	221	543	244	612
9	11/04/25	bk191	0				0	0	543	3	181.00	-	181.00	= 0.00	221	543	244	612
10	11/11/25	bk191	0				0	0	543	3	181.00	-	181.00	= 0.00	221	543	244	612
11	11/18/25	bk191	0				0	0	543	3	181.00	-	181.00	= 0.00	221	543	244	612
12	11/25/25	bk191	0				0	0	543	3	181.00	-	181.00	= 0.00	221	543	244	612
13	12/02/25	bk191	23				0	0	543	3	181.00	-	181.00	= 0.00	221	543	244	612

<100

100's

125's

150's

175's

200's

225's

250's

275's

300's

2

1

<400

400's

450's

500's

550's

600's

650's

700's

750's

800's

1

Avg of Game 1

Avg of Game 2

Avg of Game 3

170.00

221.00

152.00

High game of 221 on week 5

High series of 543 on week 5

High average of 181.00 after bowling week 5

Low game of 152 on week 5

Low series of 543 on week 5

Low average of 181.00 after bowling week 5

High Scores by Game

Game #1: 170 on week 5 Game #2: 221 on week 5 Game #3: 152 on week 5

