

Chinese Bowling Club

Classic Bowling Center

Note: This report includes information through December 2 which is Week 13 of 32

Roland Lee's Bowling Record - Team 38: Tripod

Week No.	Bowling Date	Old Avg	Old HDCP	-1-	-2-	-3-	Total	HDCP Total	Pins	Gms	---Average Change---				High Game	High Sers	HDCP Game	HDCP Sers	
											New	Old	---> +/-						
1	09/02/25	bk162	46	183	183	173	539	677	539	3	179.67	-	0.00	=	179.67	183	539	229	677
2	09/09/25	bk162	0				0	0	539	3	179.67	-	179.67	=	0.00	183	539	229	677
3	09/16/25	bk162	46	166	163	169	498	636	1037	6	172.83	-	179.67	=	-6.83	183	539	229	677
4	09/23/25	bk162	46	136	137	139	412	550	1449	9	161.00	-	172.83	=	-11.83	183	539	229	677
5	09/30/25	161	47	215	169	181	565	706	2014	12	167.83	-	161.00	=	6.83	215	565	262	706
6	10/14/25	167	0				0	0	2014	12	167.83	-	167.83	=	0.00	215	565	262	706
7	10/21/25	167	0				0	0	2014	12	167.83	-	167.83	=	0.00	215	565	262	706
8	10/28/25	167	0				0	0	2014	12	167.83	-	167.83	=	0.00	215	565	262	706
9	11/04/25	167	0				0	0	2014	12	167.83	-	167.83	=	0.00	215	565	262	706
10	11/11/25	167	0				0	0	2014	12	167.83	-	167.83	=	0.00	215	565	262	706
11	11/18/25	167	0				0	0	2014	12	167.83	-	167.83	=	0.00	215	565	262	706
12	11/25/25	167	42	202	134	163	499	625	2513	15	167.53	-	167.83	=	-0.30	215	565	262	706
13	12/02/25	167	42				0	0	2513	15	167.53	-	167.53	=	0.00	215	565	262	706

<100 100's 125's 150's 175's 200's 225's 250's 275's 300's

4

6

3

2

<400 400's 450's 500's 550's 600's 650's 700's 750's 800's

1

2

1

1

Avg of Game 1

Avg of Game 2

Avg of Game 3

180.40

157.20

165.00

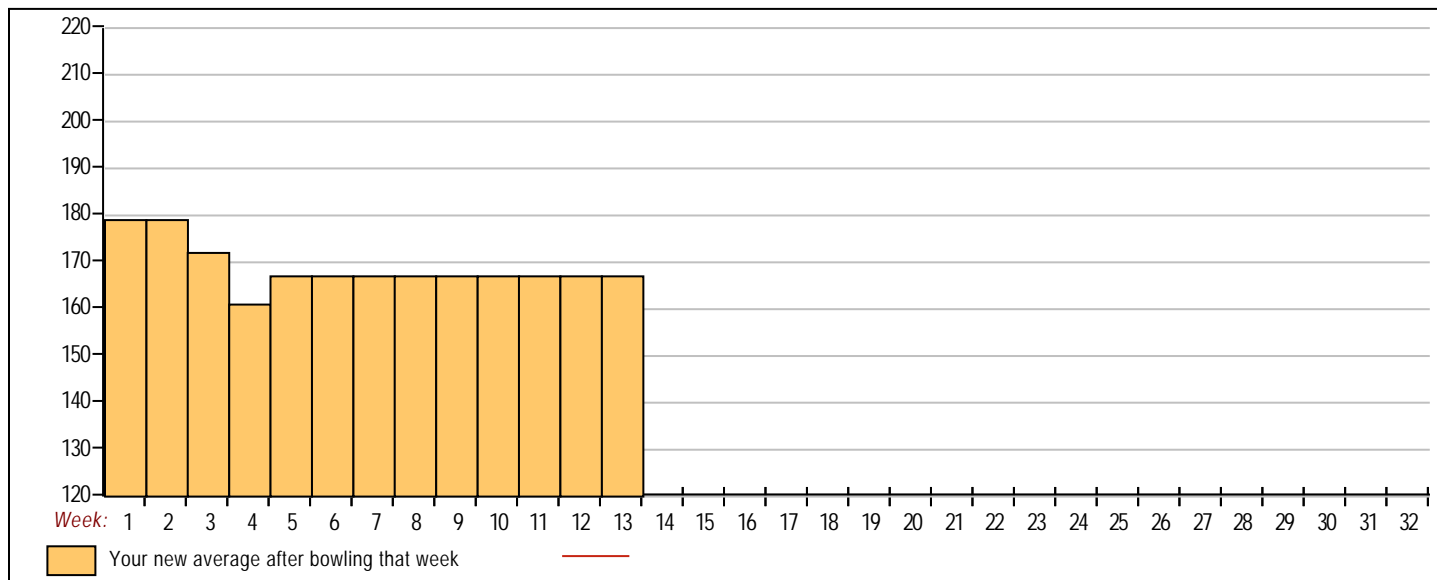
High game of 215 on week 5
Low game of 134 on week 12

High series of 565 on week 5
Low series of 412 on week 4

High average of 179.67 after bowling week 1
Low average of 161.00 after bowling week 4

High Scores by Game

Game #1: 215 on week 5 Game #2: 183 on week 1 Game #3: 181 on week 5



Note: This report includes information through December 2 which is Week 13 of 32

Van Tran's Bowling Record - Team 38: Tripod

Week No.	Bowling Date	Old Avg	Old HDCP	-1-	-2-	-3-	Total	HDCP Total	Pins	Gms	---Average Change---				High Game	High Sers	HDCP Game	HDCP Sers
											New	Old	---> +/-					
1	09/02/25	bk158	49	151	146	114	411	558	411	3	137.00	-	0.00	= 137.00	151	411	200	558
2	09/09/25	bk158	49	169	141	201	511	658	922	6	153.67	-	137.00	= 16.67	201	511	250	658
3	09/16/25	bk158	49	153	165	200	518	665	1440	9	160.00	-	153.67	= 6.33	201	518	250	665
4	09/23/25	160	48	125	141	184	450	594	1890	12	157.50	-	160.00	= -2.50	201	518	250	665
5	09/30/25	157	50	136	218	144	498	648	2388	15	159.20	-	157.50	= 1.70	218	518	268	665
----- Week 6 was bowled after week 8 -----																		
6	10/14/25	161	47	160	129	157	446	587	2834	18	159.20	-	0.00	= 159.20	218	518	268	665
----- Week 7 was bowled after week 9 -----																		
7	10/21/25	160	48	187	179	151	517	661	3351	21	159.20	-	0.00	= 159.20	218	518	268	665
Scores were bowled after week 8 for weeks: 6																		
8	10/28/25	159	48	174	187	161	522	666	3873	24	159.81	-	159.20	= 0.61	218	522	268	666
Scores were bowled after week 9 for weeks: 7																		
9	11/04/25	159	48	184	132	182	498	642	4371	27	161.89	-	159.81	= 2.08	218	522	268	666
----- Week 10 was bowled after week 11 -----																		
10	11/11/25	161	47	191	145	142	478	619	4849	30	161.89	-	0.00	= 161.89	218	522	268	666
Scores were bowled after week 11 for weeks: 10																		
11	11/18/25	161	47	134	170	179	483	624	5332	33	161.58	-	161.89	= -0.31	218	522	268	666
12	11/25/25	161	47	178	200	180	558	699	5890	36	163.61	-	161.58	= 2.04	218	558	268	699
13	12/02/25	163	45				0	0	5890	36	163.61	-	163.61	= 0.00	218	558	268	699

<100	100's	125's	150's	175's	200's	225's	250's	275's	300's
	1	11	10	10	4				
<400	400's	450's	500's	550's	600's	650's	700's	750's	800's
	2	5	4	1					

Avg of Game 1 Avg of Game 2 Avg of Game 3

161.83

162.75

166.25

High game of 218 on week 5

Low game of 114 on week 1

High series of 558 on week 12

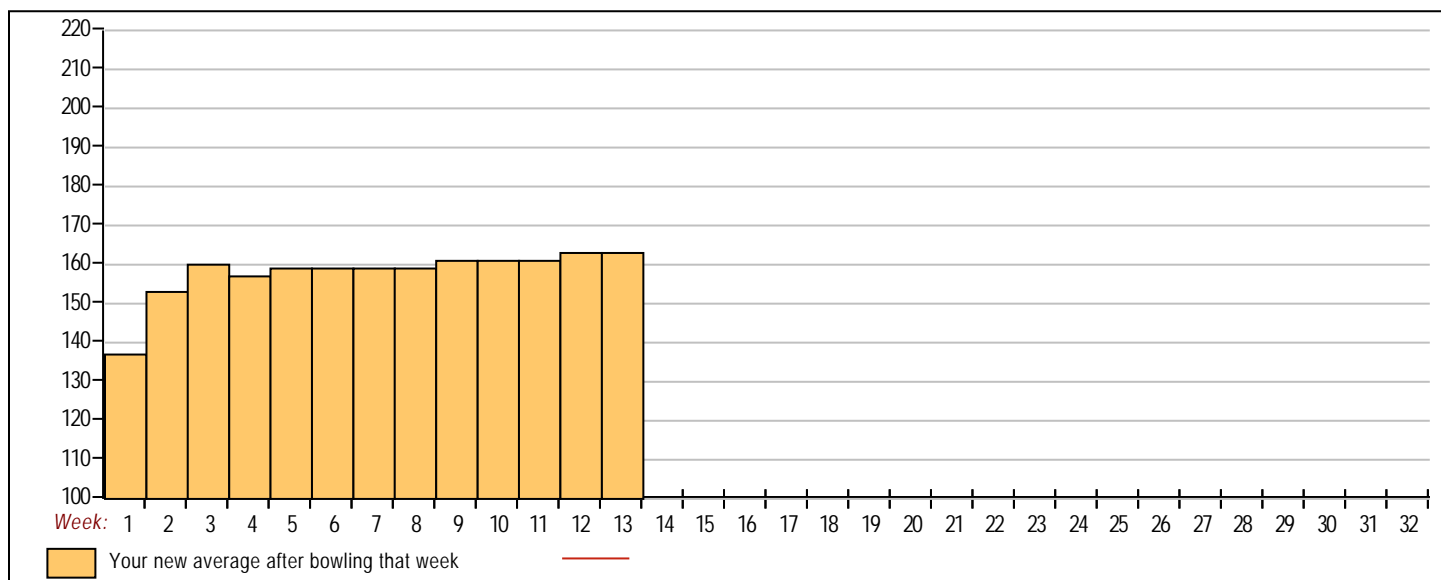
Low series of 411 on week 1

High average of 163.61 after bowling week 12

Low average of 137.00 after bowling week 1

High Scores by Game

Game #1: 191 on week 10 Game #2: 218 on week 5 Game #3: 201 on week 2



Note: This report includes information through December 2 which is Week 13 of 32

Tim Choy's Bowling Record - Team 38: Tripod

Week No.	Bowling Date	Old Avg	Old HDCP	-1-	-2-	-3-	Total	HDCP Total	Pins	Gms	---Average Change---				High Game	High Sers	HDCP Game	HDCP Sers	
											New - Old ----> +/-								
1	09/02/25	bk171	39	154	203	225	582	699	582	3	194.00	-	0.00	=	194.00	225	582	264	699
2	09/09/25	bk171	39	185	164	174	523	640	1105	6	184.17	-	194.00	=	-9.83	225	582	264	699
3	09/16/25	bk171	0				0	0	1105	6	184.17	-	184.17	=	0.00	225	582	264	699
4	09/23/25	bk171	39	199	221	164	584	701	1689	9	187.67	-	184.17	=	3.50	225	584	264	701
5	09/30/25	187	0				0	0	1689	9	187.67	-	187.67	=	0.00	225	584	264	701
----- Week 6 was bowled after week 8 -----																			
6	10/14/25	185	28	159	122	139	420	504	2109	12	187.67	-	0.00	=	187.67	225	584	264	701
----- Week 7 was bowled after week 9 -----																			
7	10/21/25	182	30	219	187	210	616	706	2725	15	187.67	-	0.00	=	187.67	225	616	264	733
Scores were bowled after week 8 for weeks: 6																			
8	10/28/25	187	26	193	182	157	532	610	3257	18	176.07	-	187.67	=	-11.60	225	616	264	706
Scores were bowled after week 9 for weeks: 7																			
9	11/04/25	176	35	209	246	186	641	746	3898	21	185.62	-	176.07	=	9.55	246	641	281	746
----- Week 10 was bowled after week 11 -----																			
10	11/11/25	183	29	209	179	194	582	669	4480	24	185.62	-	0.00	=	185.62	246	641	281	746
Scores were bowled after week 11 for weeks: 10																			
11	11/18/25	185	28	175	170	170	515	599	4995	27	185.00	-	185.62	=	-0.62	246	641	281	746
12	11/25/25	185	28	158	224	148	530	614	5525	30	184.17	-	185.00	=	-0.83	246	641	281	746
13	12/02/25	184	28				0	0	5525	30	184.17	-	184.17	=	0.00	246	641	281	746

<100	100's	125's	150's	175's	200's	225's	250's	275's	300's
	1	2	9	9	7	2			
<400	400's	450's	500's	550's	600's	650's	700's	750's	800's
	1		4	3	2				

Avg of Game 1 Avg of Game 2 Avg of Game 3

186.00 189.80 176.70

High game of 246 on week 9

Low game of 122 on week 6

High series of 641 on week 9

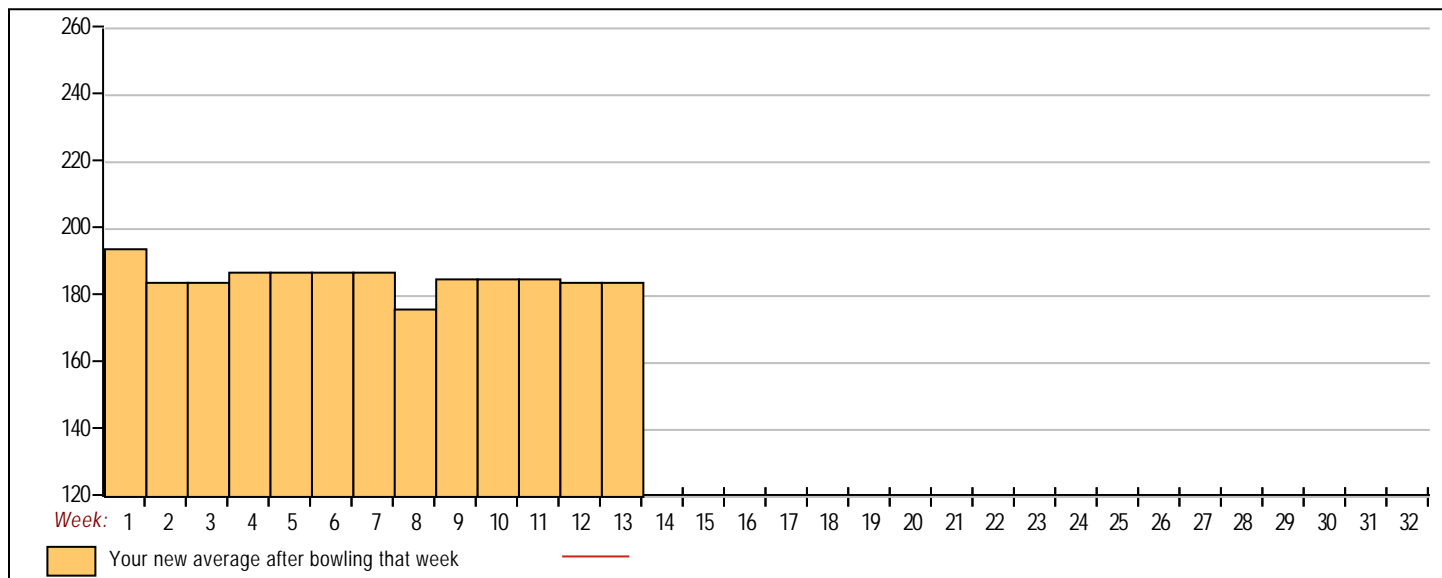
Low series of 420 on week 6

High average of 194.00 after bowling week 1

Low average of 176.07 after bowling week 8

High Scores by Game

Game #1: 219 on week 7 Game #2: 246 on week 9 Game #3: 225 on week 1



Note: This report includes information through December 2 which is Week 13 of 32

Terence Pon's Bowling Record - Team 38: Tripod

Week No.	Bowling Date	Old Avg	Old HDCP	-1-	-2-	-3-	Total	HDCP Total	Pins	Gms	---Average Change---			High Game	High Sers	HDCP Game	HDCP Sers
												New - Old	---> +/-				
1	09/02/25	bk143	0				0	0	0	0	-	0.00	= 0.00	0	0		
2	09/09/25	bk143	61	159	160	139	458	641	458	3	152.67	-	0.00	= 152.67	160	458	221 641
3	09/16/25	bk143	61	128	147	127	402	585	860	6	143.33	-	152.67	= -9.33	160	458	221 641
4	09/23/25	bk143	0				0	0	860	6	143.33	-	143.33	= 0.00	160	458	221 641
5	09/30/25	bk143	61	135	158	114	407	590	1267	9	140.78	-	143.33	= -2.56	160	458	221 641
----- Week 6 was bowled after week 8 -----																	
6	10/14/25	141	63	144	139	137	420	609	1687	12	140.78	-	0.00	= 140.78	160	458	221 641
----- Week 7 was bowled after week 9 -----																	
7	10/21/25	141	63	120	173	136	429	618	2116	15	140.78	-	0.00	= 140.78	173	458	234 641
Scores were bowled after week 8 for weeks: 6																	
8	10/28/25	140	64	145	141	145	431	623	2547	18	141.20	-	140.78	= 0.42	173	458	236 641
Scores were bowled after week 9 for weeks: 7																	
9	11/04/25	141	63	117	151	167	435	624	2982	21	142.00	-	141.20	= 0.80	173	458	236 641
----- Week 10 was bowled after week 11 -----																	
10	11/11/25	138	65	132	148	119	399	594	3381	24	142.00	-	0.00	= 142.00	173	458	236 641
Scores were bowled after week 11 for weeks: 10																	
11	11/18/25	142	62	115	128	108	351	537	3732	27	138.22	-	142.00	= -3.78	173	458	236 641
12	11/25/25	138	0				0	0	3732	27	138.22	-	138.22	= 0.00	173	458	236 641
13	12/02/25	138	65				0	0	3732	27	138.22	-	138.22	= 0.00	173	458	236 641

<100	100's	125's	150's	175's	200's	225's	250's	275's	300's
	6	15	6						
<400	400's	450's	500's	550's	600's	650's	700's	750's	800's
2	6	1							

Avg of Game 1 Avg of Game 2 Avg of Game 3

132.78

149.44

132.44

High game of 173 on week 7

Low game of 108 on week 11

High series of 458 on week 2

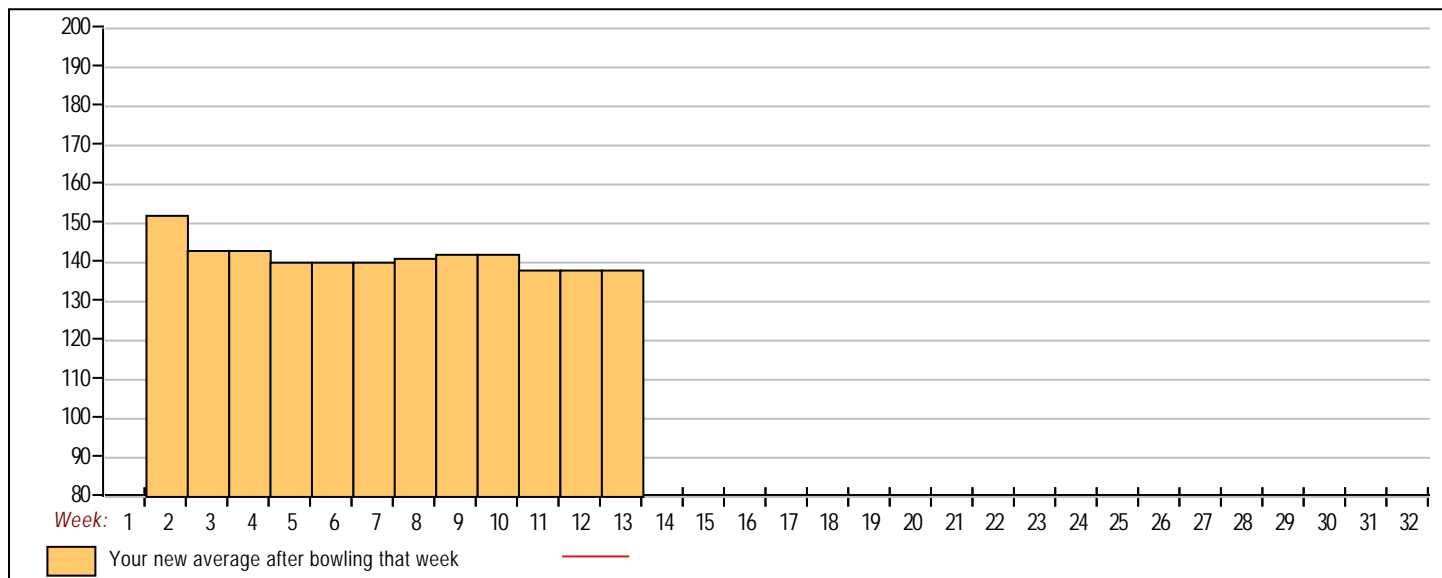
Low series of 351 on week 11

High average of 152.67 after bowling week 2

Low average of 138.22 after bowling week 11

High Scores by Game

Game #1: 159 on week 2 Game #2: 173 on week 7 Game #3: 167 on week 9



Note: This report includes information through December 2 which is Week 13 of 32

Ricky Chan's Bowling Record - Team 38: Tripod

Week No.	Bowling Date	Old Avg	Old HDCP	-1-	-2-	-3-	Total	HDCP Total	Pins	Gms	---Average Change---				High Game	High Sers	HDCP Game	HDCP Sers
											New	Old	---	+/-				
1	09/02/25	bk160	0				0	0	0	0	-	0.00	=	0.00	0	0		
2	09/09/25	bk160	0				0	0	0	0	-	0.00	=	0.00	0	0		
3	09/16/25	bk160	0				0	0	0	0	-	0.00	=	0.00	0	0		
4	09/23/25	bk160	0				0	0	0	0	-	0.00	=	0.00	0	0		
5	09/30/25	bk160	0				0	0	0	0	-	0.00	=	0.00	0	0		
6	10/14/25	bk160	0				0	0	0	0	-	0.00	=	0.00	0	0		
7	10/21/25	bk160	0				0	0	0	0	-	0.00	=	0.00	0	0		
8	10/28/25	bk160	0				0	0	0	0	-	0.00	=	0.00	0	0		
9	11/04/25	bk160	0				0	0	0	0	-	0.00	=	0.00	0	0		
10	11/11/25	bk160	0				0	0	0	0	-	0.00	=	0.00	0	0		
11	11/18/25	bk160	0				0	0	0	0	-	0.00	=	0.00	0	0		
12	11/25/25	bk160	0				0	0	0	0	-	0.00	=	0.00	0	0		
13	12/02/25	bk160	48				0	0	0	0	-	0.00	=	0.00	0	0		

<100 100's 125's 150's 175's 200's 225's 250's 275's 300's

<400 400's 450's 500's 550's 600's 650's 700's 750's 800's

Avg of Game 1 Avg of Game 2 Avg of Game 3

High game of 0 on week 0
Low game of 0 on week 0

High series of 0 on week 0
Low series of 0 on week 0

High average of 0.00 after bowling week 13
Low average of 0.00 after bowling week 13

High Scores by Game

Game #1: 0 on week 0 Game #2: 0 on week 0 Game #3: 0 on week 0

