

Chinese Bowling Club

Classic Bowling Center

Note: This report includes information through December 2 which is Week 13 of 32

Thomas Sin's Bowling Record - Team 36: High Roller Bowlers

Week No.	Bowling Date	Old Avg	Old HDCP	-1-	-2-	-3-	Total	HDCP Total	Pins	Gms	---Average Change---			High Game	High Sers	HDCP Game	HDCP Sers
											New	Old	---> +/-				
3	09/16/25	bk172	0				0	0	0	0	-	0.00	= 0.00	0	0		
4	09/23/25	bk172	38	165	214	179	558	672	558	3	186.00	- 0.00	= 186.00	214	558	252	672
5	09/30/25	bk172	38	175	198	167	540	654	1098	6	183.00	- 186.00	= -3.00	214	558	252	672
6	10/14/25	bk172	38	165	181	179	525	639	1623	9	180.33	- 183.00	= -2.67	214	558	252	672
7	10/21/25	180	32	163	167	156	486	582	2109	12	175.75	- 180.33	= -4.58	214	558	252	672
8	10/28/25	175	36	193	212	169	574	682	2683	15	178.87	- 175.75	= 3.12	214	574	252	682
9	11/04/25	178	33	160	175	203	538	637	3221	18	178.94	- 178.87	= 0.08	214	574	252	682
10	11/11/25	178	33	208	137	170	515	614	3736	21	177.90	- 178.94	= -1.04	214	574	252	682
11	11/18/25	177	34	147	130	163	440	542	4176	24	174.00	- 177.90	= -3.90	214	574	252	682
12	11/25/25	174	36	146	224	187	557	665	4733	27	175.30	- 174.00	= 1.30	224	574	260	682
13	12/02/25	175	36	a175	a175	a175	525	633	4733	27	175.30	- 175.30	= 0.00	224	574	260	682

<100 100's 125's 150's 175's 200's 225's 250's 275's 300's

4 10 8 5

<400 400's 450's 500's 550's 600's 650's 700's 750's 800's

1

1

4

3

Avg of Game 1 Avg of Game 2 Avg of Game 3

169.11

182.00

174.78

High game of 224 on week 12

Low game of 130 on week 11

High series of 574 on week 8

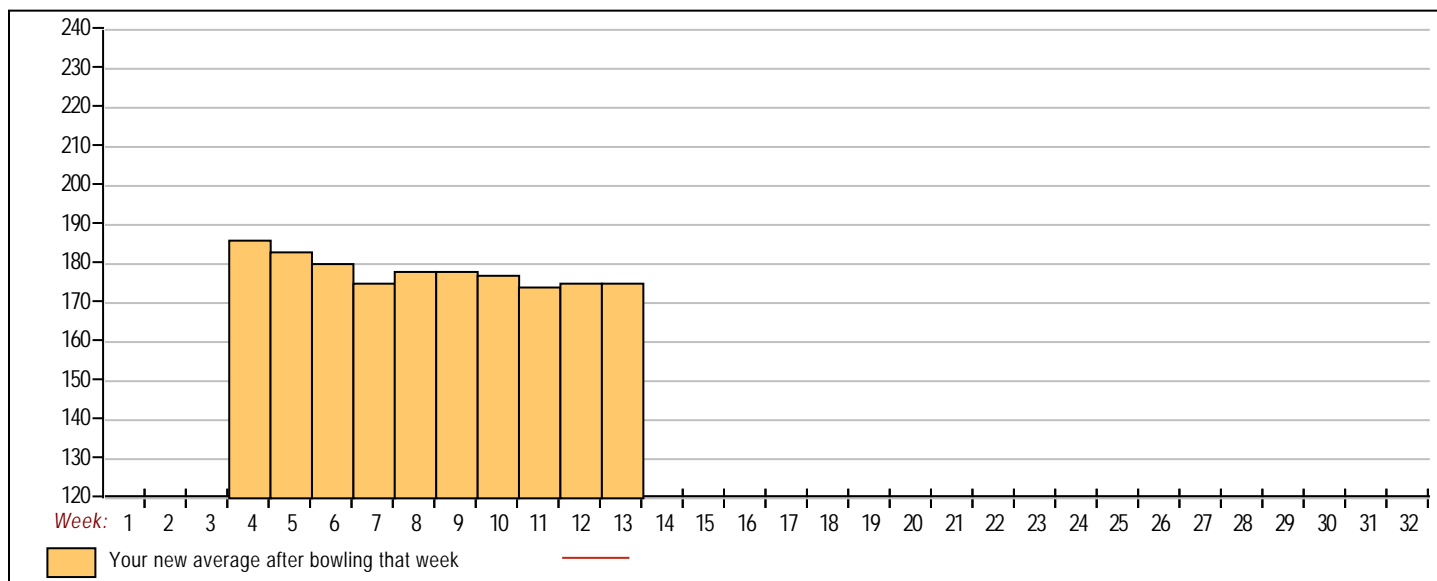
Low series of 440 on week 11

High average of 186.00 after bowling week 4

Low average of 174.00 after bowling week 11

High Scores by Game

Game #1: 208 on week 10 Game #2: 224 on week 12 Game #3: 203 on week 9



Chinese Bowling Club

Classic Bowling Center

Note: This report includes information through December 2 which is Week 13 of 32

Patrick McClelland's Bowling Record - Team 36: High Roller Bowlers

Week No.	Bowling Date	Old Avg	Old HDCP	-1-	-2-	-3-	Total	HDCP Total	Pins	Gms	---Average Change---			High Game	High Sers	HDCP Game	HDCP Sers	
											New	Old	---> +/-					
1	09/02/25	bk184	0				0	0	0	0	-	0.00	= 0.00	0	0			
2	09/09/25	bk184	0				0	0	0	0	-	0.00	= 0.00	0	0			
3	09/16/25	bk184	0				0	0	0	0	-	0.00	= 0.00	0	0			
4	09/23/25	bk184	0				0	0	0	0	-	0.00	= 0.00	0	0			
5	09/30/25	bk184	0				0	0	0	0	-	0.00	= 0.00	0	0			
6	10/14/25	bk184	0				0	0	0	0	-	0.00	= 0.00	0	0			
7	10/21/25	bk184	0				0	0	0	0	-	0.00	= 0.00	0	0			
8	10/28/25	bk184	0				0	0	0	0	-	0.00	= 0.00	0	0			
9	11/04/25	bk184	0				0	0	0	0	-	0.00	= 0.00	0	0			
10	11/11/25	bk184	0				0	0	0	0	-	0.00	= 0.00	0	0			
11	11/18/25	bk184	0				0	0	0	0	-	0.00	= 0.00	0	0			
12	11/25/25	bk184	28	171	216	198	585	669	585	3	195.00	-	0.00	= 195.00	216	585	244	669
13	12/02/25	bk184	28	159	236	199	594	678	1179	6	196.50	-	195.00	= 1.50	236	594	264	678

<100 100's 125's 150's 175's 200's 225's 250's 275's 300's

2

2

1

1

<400 400's 450's 500's 550's 600's 650's 700's 750's 800's

2

Avg of Game 1

165.00

Avg of Game 2

226.00

Avg of Game 3

198.50

High game of 236 on week 13

Low game of 159 on week 13

High series of 594 on week 13

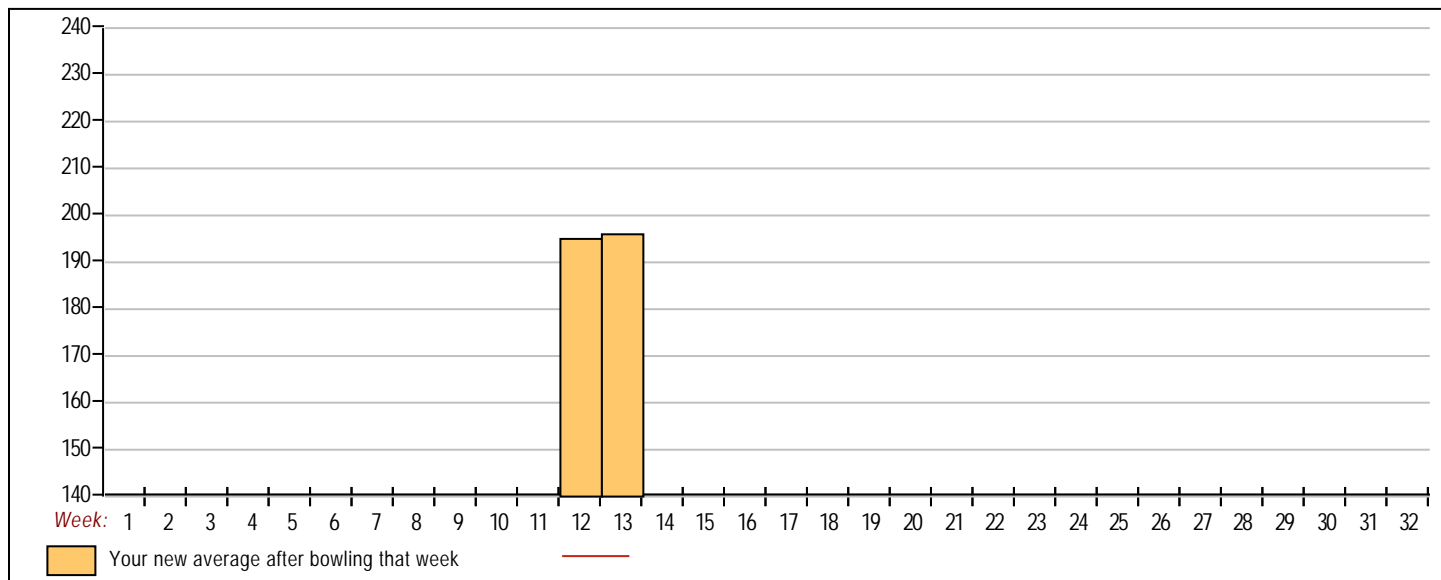
Low series of 585 on week 12

High average of 196.50 after bowling week 13

Low average of 195.00 after bowling week 12

High Scores by Game

Game #1: 171 on week 12 Game #2: 236 on week 13 Game #3: 199 on week 13



Note: This report includes information through December 2 which is Week 13 of 32

Max Voronkov's Bowling Record - Team 36: High Roller Bowlers

Week No.	Bowling Date	Old Avg	Old HDCP	-1-	-2-	-3-	Total	HDCP Total	Pins	Gms	---Average Change---			High Game	High Sers	HDCP Game	HDCP Sers	
											New	Old	---> +/-					
1	09/02/25	bk163	0				0	0	0	0	-	0.00	= 0.00	0	0			
2	09/09/25	bk163	45	182	162	151	495	630	495	3	165.00	-	0.00	= 165.00	182	495	227	630
3	09/16/25	bk163	45	141	170	148	459	594	954	6	159.00	-	165.00	= -6.00	182	495	227	630
4	09/23/25	bk163	45	162	142	142	446	581	1400	9	155.56	-	159.00	= -3.44	182	495	227	630
5	09/30/25	155	52	a155	a155	a155	465	621	1400	9	155.56	-	155.56	= 0.00	182	495	227	630
6	10/14/25	155	52	a155	a155	a155	465	621	1400	9	155.56	-	155.56	= 0.00	182	495	227	630
7	10/21/25	155	52	172	164	196	532	688	1932	12	161.00	-	155.56	= 5.44	196	532	248	688
8	10/28/25	161	47	a161	a161	a161	483	624	1932	12	161.00	-	161.00	= 0.00	196	532	248	688
9	11/04/25	161	47	146	183	176	505	646	2437	15	162.47	-	161.00	= 1.47	196	532	248	688
10	11/11/25	162	46	a162	a162	a162	486	624	2437	15	162.47	-	162.47	= 0.00	196	532	248	688
11	11/18/25	162	46	140	124	166	430	568	2867	18	159.28	-	162.47	= -3.19	196	532	248	688
12	11/25/25	159	48	201	159	184	544	688	3411	21	162.43	-	159.28	= 3.15	201	544	249	688
13	12/02/25	162	46	161	138	170	469	607	3880	24	161.67	-	162.43	= -0.76	201	544	249	688

<100	100's	125's	150's	175's	200's	225's	250's	275's	300's
	1	7	10	5	1				
<400	400's	450's	500's	550's	600's	650's	700's	750's	800's
	2	3	3						

Avg of Game 1	Avg of Game 2	Avg of Game 3
163.13	155.25	166.63

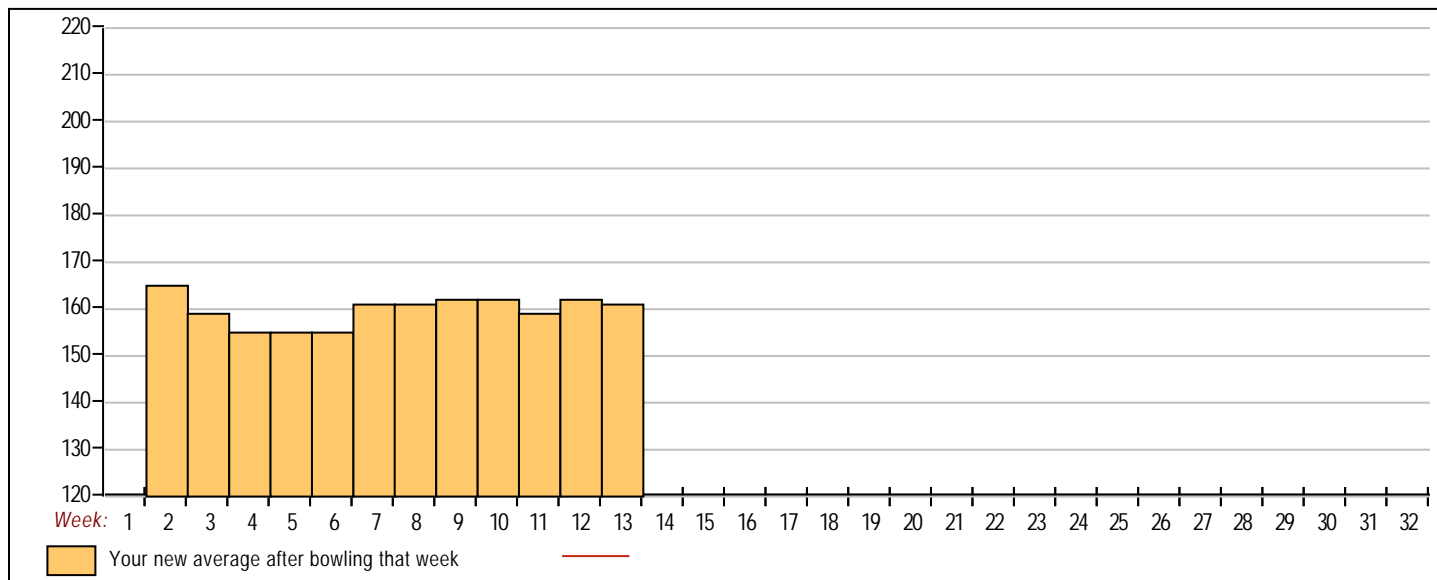
High game of 201 on week 12
Low game of 124 on week 11

High series of 544 on week 12
Low series of 430 on week 11

High average of 165.00 after bowling week 2
Low average of 155.56 after bowling week 4

High Scores by Game

Game #1: 201 on week 12 Game #2: 183 on week 9 Game #3: 196 on week 7



Note: This report includes information through December 2 which is Week 13 of 32

Albert V-Ribeiro's Bowling Record - Team 36: High Roller Bowlers

Week No.	Bowling Date	Old Avg	Old HDCP	-1-	-2-	-3-	Total	HDCP Total	Pins	Gms	---Average Change---				High Game	High Sers	HDCP Game	HDCP Sers	
											New	- Old	----	+/-					
1	09/02/25	bk138	65	131	133	91	355	550	355	3	118.33	-	0.00	=	118.33	133	355	198	550
2	09/09/25	bk138	65	111	143	170	424	619	779	6	129.83	-	118.33	=	11.50	170	424	235	619
3	09/16/25	bk138	65	91	80	82	253	448	1032	9	114.67	-	129.83	=	-15.17	170	424	235	619
4	09/23/25	128	73	89	104	53	246	465	1278	12	106.50	-	114.67	=	-8.17	170	424	235	619
5	09/30/25	128	73	97	61	77	235	454	1513	15	100.87	-	106.50	=	-5.63	170	424	235	619
6	10/14/25	128	73	101	84	134	319	538	1832	18	101.78	-	100.87	=	0.91	170	424	235	619
7	10/21/25	128	73	113	117	103	333	552	2165	21	103.10	-	101.78	=	1.32	170	424	235	619
8	10/28/25	128	73	156	138	126	420	639	2585	24	107.71	-	103.10	=	4.61	170	424	235	639
9	11/04/25	128	73	a128	a128	a128	384	603	2585	24	107.71	-	107.71	=	0.00	170	424	235	639
10	11/11/25	128	73	103	139	119	361	580	2946	27	109.11	-	107.71	=	1.40	170	424	235	639
11	11/18/25	128	73	126	100	140	366	585	3312	30	110.40	-	109.11	=	1.29	170	424	235	639
12	11/25/25	128	0				0	0	3312	30	110.40	-	110.40	=	0.00	170	424	235	639
13	12/02/25	128	73				0	0	3312	30	110.40	-	110.40	=	0.00	170	424	235	639

<u><100</u>	<u>100's</u>	<u>125's</u>	<u>150's</u>	<u>175's</u>	<u>200's</u>	<u>225's</u>	<u>250's</u>	<u>275's</u>	<u>300's</u>
10	9	9	2						
<u><400</u>	<u>400's</u>	<u>450's</u>	<u>500's</u>	<u>550's</u>	<u>600's</u>	<u>650's</u>	<u>700's</u>	<u>750's</u>	<u>800's</u>
8	2								

<u>Avg of Game 1</u>	<u>Avg of Game 2</u>	<u>Avg of Game 3</u>
111.80	109.90	109.50

High game of 170 on week 2
 Low game of 53 on week 4

High series of 424 on week 2
 Low series of 235 on week 5

High average of 129.83 after bowling week 2
 Low average of 100.87 after bowling week 5

High Scores by Game

Game #1: 156 on week 8 Game #2: 143 on week 2 Game #3: 170 on week 2

