

Note: This report includes information through December 9 which is Week 14 of 32

Chris Toy's Bowling Record - Team 33: Team 33

| Week No. | Bowling Date | Old Avg | Old HDCP | -1- | -2- | -3- | Total | HDCP Total | Pins | Gms | ---Average Change--- | | | | High Game | High Sers | HDCP Game | HDCP Sers | |
|----------|--------------|---------|----------|------|------|------|-------|------------|------|-----|----------------------|-----|--------|-----|-----------|-----------|-----------|-----------|-----|
| | | | | | | | | | | | New | Old | ---- | +/- | | | | | |
| 1 | 09/02/25 | bk209 | 8 | 234 | 174 | 145 | 553 | 577 | 553 | 3 | 184.33 | - | 0.00 | = | 184.33 | 234 | 553 | 242 | 577 |
| 2 | 09/09/25 | bk209 | 8 | a209 | a209 | a209 | 627 | 651 | 553 | 3 | 184.33 | - | 184.33 | = | 0.00 | 234 | 553 | 242 | 577 |
| 3 | 09/16/25 | bk209 | 8 | 196 | 223 | 255 | 674 | 698 | 1227 | 6 | 204.50 | - | 184.33 | = | 20.17 | 255 | 674 | 263 | 698 |
| 4 | 09/23/25 | bk209 | 8 | 189 | 218 | 184 | 591 | 615 | 1818 | 9 | 202.00 | - | 204.50 | = | -2.50 | 255 | 674 | 263 | 698 |
| 5 | 09/30/25 | 202 | 14 | 214 | 236 | 210 | 660 | 702 | 2478 | 12 | 206.50 | - | 202.00 | = | 4.50 | 255 | 674 | 263 | 702 |
| 6 | 10/14/25 | 206 | 11 | 172 | 176 | 200 | 548 | 581 | 3026 | 15 | 201.73 | - | 206.50 | = | -4.77 | 255 | 674 | 263 | 702 |
| 7 | 10/21/25 | 201 | 15 | 202 | 205 | 213 | 620 | 665 | 3646 | 18 | 202.56 | - | 201.73 | = | 0.82 | 255 | 674 | 263 | 702 |
| 8 | 10/28/25 | 202 | 14 | 138 | 217 | 225 | 580 | 622 | 4226 | 21 | 201.24 | - | 202.56 | = | -1.32 | 255 | 674 | 263 | 702 |
| 9 | 11/04/25 | 201 | 15 | 203 | 167 | 212 | 582 | 627 | 4808 | 24 | 200.33 | - | 201.24 | = | -0.90 | 255 | 674 | 263 | 702 |
| 10 | 11/11/25 | 200 | 16 | 150 | 202 | 161 | 513 | 561 | 5321 | 27 | 197.07 | - | 200.33 | = | -3.26 | 255 | 674 | 263 | 702 |
| 11 | 11/18/25 | 199 | 16 | 278 | 195 | 204 | 677 | 725 | 5998 | 30 | 199.93 | - | 197.07 | = | 2.86 | 278 | 677 | 294 | 725 |
| 12 | 11/25/25 | 199 | 16 | 269 | 222 | 182 | 673 | 721 | 6671 | 33 | 202.15 | - | 199.93 | = | 2.22 | 278 | 677 | 294 | 725 |
| 13 | 12/02/25 | 202 | 14 | 218 | 193 | 205 | 616 | 658 | 7287 | 36 | 202.42 | - | 202.15 | = | 0.27 | 278 | 677 | 294 | 725 |
| 14 | 12/09/25 | 202 | 14 | 227 | 217 | 215 | 659 | 701 | 7946 | 39 | 203.74 | - | 202.42 | = | 1.33 | 278 | 677 | 294 | 725 |

<100

100's

125's

150's

175's

200's

225's

250's

275's

300's

2

5

7

18

4

2

1

<400

400's

450's

500's

550's

600's

650's

700's

750's

800's

2

4

2

5

Avg of Game 1

Avg of Game 2

Avg of Game 3

206.92

203.46

200.85

High game of 278 on week 11

Low game of 138 on week 8

High series of 677 on week 11

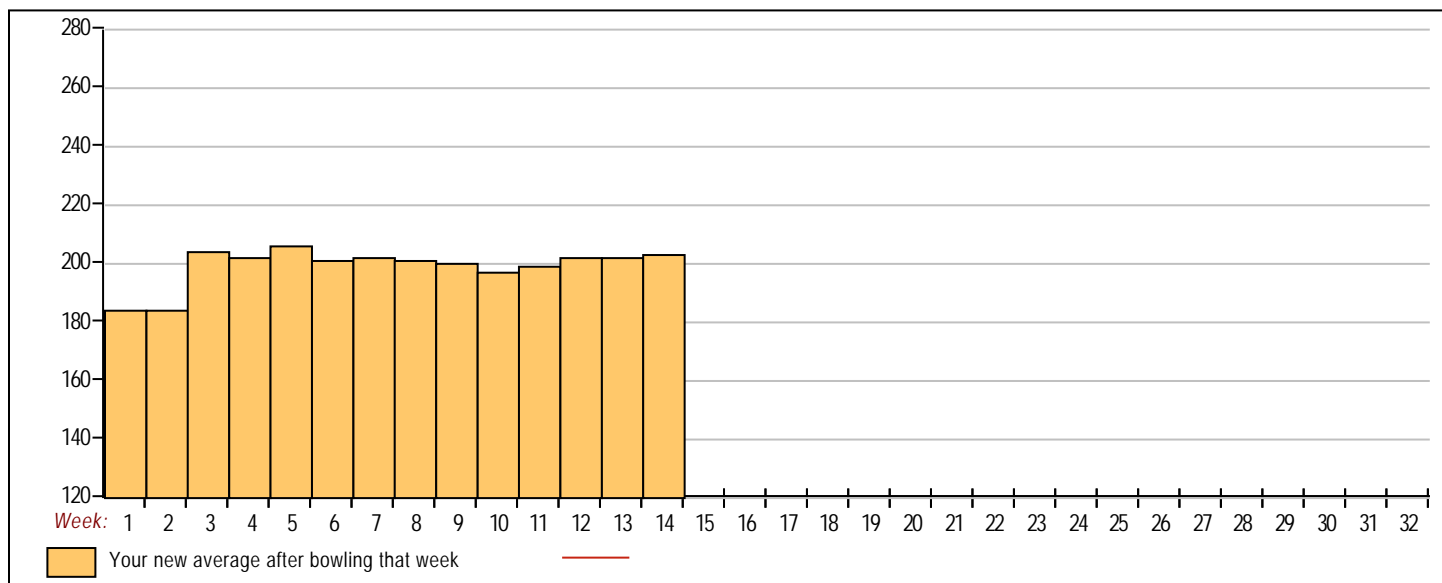
Low series of 513 on week 10

High average of 206.50 after bowling week 5

Low average of 184.33 after bowling week 1

High Scores by Game

Game #1: 278 on week 11 Game #2: 236 on week 5 Game #3: 255 on week 3



Note: This report includes information through December 9 which is Week 14 of 32

Robert Mak's Bowling Record - Team 33: Team 33

| Week | Bowling | Old | Old | | | | | HDCP | | ---Average Change--- | | | | High | High | HDCP | HDCP | |
|------|----------|-----|------|-----|-----|-----|-------|-------|------|----------------------|---------------------|------|--------|------|--------|------|------|--|
| No. | Date | Avg | HDCP | -1- | -2- | -3- | Total | Total | Pins | Gms | New - Old ----> +/- | | | Game | Sers | Game | Sers | |
| 6 | 10/14/25 | 0 | 0 | | | | 0 | 0 | 0 | 0 | - | 0.00 | = | 0.00 | 0 | 0 | | |
| 7 | 10/21/25 | 0 | 0 | | | | 0 | 0 | 0 | 0 | - | 0.00 | = | 0.00 | 0 | 0 | | |
| 8 | 10/28/25 | 188 | 25 | 177 | 202 | 186 | 565 | 640 | 565 | 3 | 188.33 | - | 0.00 | = | 188.33 | 202 | 565 | |
| 9 | 11/04/25 | 188 | 0 | | | | 0 | 0 | 565 | 3 | 188.33 | - | 188.33 | = | 0.00 | 202 | 565 | |
| 10 | 11/11/25 | 188 | 0 | | | | 0 | 0 | 565 | 3 | 188.33 | - | 188.33 | = | 0.00 | 202 | 565 | |
| 11 | 11/18/25 | 188 | 0 | | | | 0 | 0 | 565 | 3 | 188.33 | - | 188.33 | = | 0.00 | 202 | 565 | |
| 12 | 11/25/25 | 188 | 0 | | | | 0 | 0 | 565 | 3 | 188.33 | - | 188.33 | = | 0.00 | 202 | 565 | |
| 13 | 12/02/25 | 188 | 0 | | | | 0 | 0 | 565 | 3 | 188.33 | - | 188.33 | = | 0.00 | 202 | 565 | |
| 14 | 12/09/25 | 194 | 20 | 184 | 202 | 213 | 599 | 659 | 1164 | 6 | 194.00 | - | 188.33 | = | 5.67 | 213 | 599 | |

<100 100's 125's 150's 175's 200's 225's 250's 275's 300's

3 3

<400 400's 450's 500's 550's 600's 650's 700's 750's 800's

2

Avg of Game 1 Avg of Game 2 Avg of Game 3

180.50

202.00

199.50

High game of 213 on week 14

High series of 599 on week 14

High average of 194.00 after bowling week 14

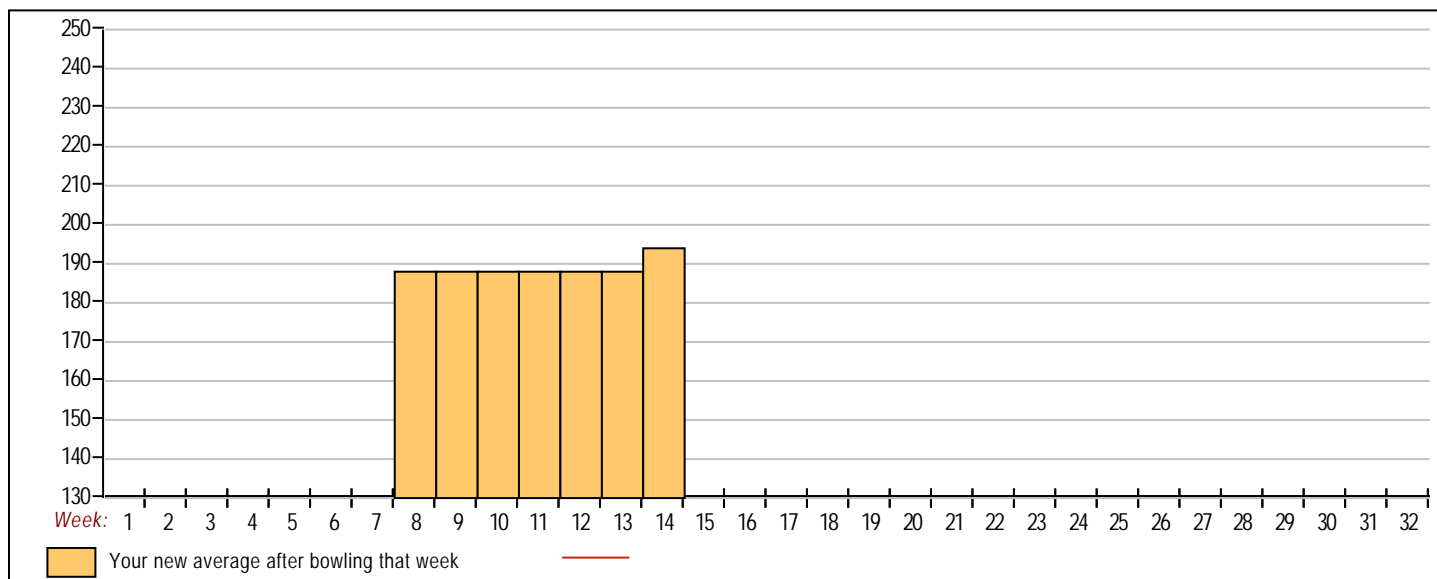
Low game of 177 on week 8

Low series of 565 on week 8

Low average of 188.33 after bowling week 8

High Scores by Game

Game #1: 184 on week 14 Game #2: 202 on week 8 Game #3: 213 on week 14



Note: This report includes information through December 9 which is Week 14 of 32

Frank Toy's Bowling Record - Team 33: Team 33

| Week No. | Bowling Date | Old Avg | Old HDCP | -1- | -2- | -3- | Total | HDCP Total | Pins | Gms | ---Average Change--- | | | | High Game | High Sers | HDCP Game | HDCP Sers | |
|----------|--------------|---------|----------|-----|-----|-----|-------|------------|------|-----|----------------------|-----|--------|-----|-----------|-----------|-----------|-----------|-----|
| | | | | | | | | | | | New | Old | --- | +/- | | | | | |
| 1 | 09/02/25 | bk206 | 11 | 188 | 195 | 179 | 562 | 595 | 562 | 3 | 187.33 | - | 0.00 | = | 187.33 | 195 | 562 | 206 | 595 |
| 2 | 09/09/25 | bk206 | 11 | 185 | 180 | 237 | 602 | 635 | 1164 | 6 | 194.00 | - | 187.33 | = | 6.67 | 237 | 602 | 248 | 635 |
| 3 | 09/16/25 | bk206 | 11 | 226 | 227 | 173 | 626 | 659 | 1790 | 9 | 198.89 | - | 194.00 | = | 4.89 | 237 | 626 | 248 | 659 |
| 4 | 09/23/25 | 198 | 17 | 194 | 230 | 255 | 679 | 730 | 2469 | 12 | 205.75 | - | 198.89 | = | 6.86 | 255 | 679 | 272 | 730 |
| 5 | 09/30/25 | 205 | 12 | 238 | 216 | 253 | 707 | 743 | 3176 | 15 | 211.73 | - | 205.75 | = | 5.98 | 255 | 707 | 272 | 743 |
| 6 | 10/14/25 | 211 | 7 | 216 | 173 | 224 | 613 | 634 | 3789 | 18 | 210.50 | - | 211.73 | = | -1.23 | 255 | 707 | 272 | 743 |
| 7 | 10/21/25 | 210 | 8 | 201 | 224 | 172 | 597 | 621 | 4386 | 21 | 208.86 | - | 210.50 | = | -1.64 | 255 | 707 | 272 | 743 |
| 8 | 10/28/25 | 208 | 9 | 195 | 205 | 212 | 612 | 639 | 4998 | 24 | 208.25 | - | 208.86 | = | -0.61 | 255 | 707 | 272 | 743 |
| 9 | 11/04/25 | 208 | 9 | 258 | 217 | 213 | 688 | 715 | 5686 | 27 | 210.59 | - | 208.25 | = | 2.34 | 258 | 707 | 272 | 743 |
| 10 | 11/11/25 | 210 | 8 | 234 | 254 | 226 | 714 | 738 | 6400 | 30 | 213.33 | - | 210.59 | = | 2.74 | 258 | 714 | 272 | 743 |
| 11 | 11/18/25 | 213 | 5 | 216 | 225 | 193 | 634 | 649 | 7034 | 33 | 213.15 | - | 213.33 | = | -0.18 | 258 | 714 | 272 | 743 |
| 12 | 11/25/25 | 213 | 5 | 193 | 180 | 188 | 561 | 576 | 7595 | 36 | 210.97 | - | 213.15 | = | -2.18 | 258 | 714 | 272 | 743 |
| 13 | 12/02/25 | 210 | 8 | 204 | 190 | 191 | 585 | 609 | 8180 | 39 | 209.74 | - | 210.97 | = | -1.23 | 258 | 714 | 272 | 743 |
| 14 | 12/09/25 | 209 | 8 | 249 | 196 | 193 | 638 | 662 | 8818 | 42 | 209.95 | - | 209.74 | = | 0.21 | 258 | 714 | 272 | 743 |

| | | | | | | | | | |
|------|-------|-------|-------|-------|-------|-------|-------|-------|-------|
| <100 | 100's | 125's | 150's | 175's | 200's | 225's | 250's | 275's | 300's |
| | | | 3 | 15 | 11 | 9 | 4 | | |
| <400 | 400's | 450's | 500's | 550's | 600's | 650's | 700's | 750's | 800's |
| | | | | 4 | 6 | 2 | 2 | | |

| | | |
|---------------|---------------|---------------|
| Avg of Game 1 | Avg of Game 2 | Avg of Game 3 |
| 214.07 | 208.00 | 207.79 |

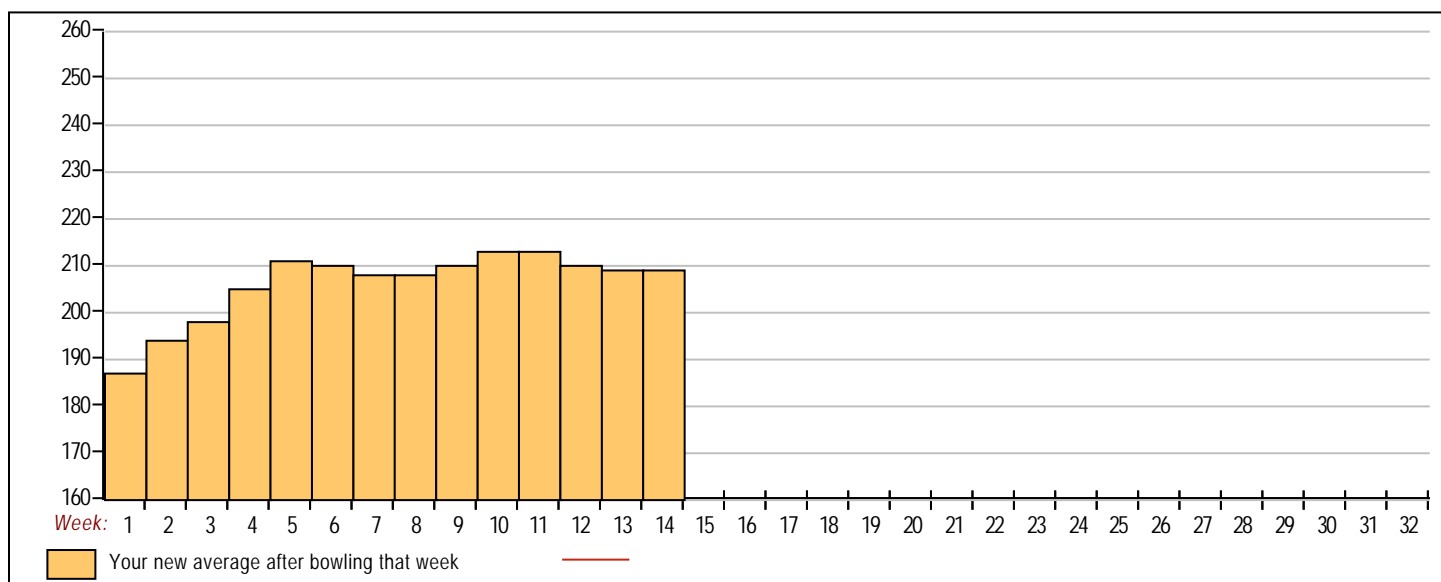
High game of 258 on week 9
Low game of 172 on week 7

High series of 714 on week 10
Low series of 561 on week 12

High average of 213.33 after bowling week 10
Low average of 187.33 after bowling week 1

High Scores by Game

Game #1: 258 on week 9 Game #2: 254 on week 10 Game #3: 255 on week 4



Note: This report includes information through December 9 which is Week 14 of 32

Thomas Toy's Bowling Record - Team 33: Team 33

| Week No. | Bowling Date | Old Avg | Old HDCP | -1- | -2- | -3- | Total | HDCP Total | Pins | Gms | ---Average Change--- | | | | High Game | High Sers | HDCP Game | HDCP Sers | |
|----------|--------------|---------|----------|-----|-----|-----|-------|------------|------|-----|----------------------|-----|--------|-----|-----------|-----------|-----------|-----------|-----|
| | | | | | | | | | | | New | Old | ---- | +/- | | | | | |
| 1 | 09/02/25 | bk190 | 24 | 184 | 182 | 179 | 545 | 617 | 545 | 3 | 181.67 | - | 0.00 | = | 181.67 | 184 | 545 | 208 | 617 |
| 2 | 09/09/25 | bk190 | 24 | 225 | 194 | 155 | 574 | 646 | 1119 | 6 | 186.50 | - | 181.67 | = | 4.83 | 225 | 574 | 249 | 646 |
| 3 | 09/16/25 | bk190 | 24 | 163 | 170 | 223 | 556 | 628 | 1675 | 9 | 186.11 | - | 186.50 | = | -0.39 | 225 | 574 | 249 | 646 |
| 4 | 09/23/25 | 186 | 27 | 196 | 206 | 244 | 646 | 727 | 2321 | 12 | 193.42 | - | 186.11 | = | 7.31 | 244 | 646 | 271 | 727 |
| 5 | 09/30/25 | 193 | 21 | 169 | 214 | 163 | 546 | 609 | 2867 | 15 | 191.13 | - | 193.42 | = | -2.28 | 244 | 646 | 271 | 727 |
| 6 | 10/14/25 | 191 | 23 | 185 | 251 | 187 | 623 | 692 | 3490 | 18 | 193.89 | - | 191.13 | = | 2.76 | 251 | 646 | 274 | 727 |
| 7 | 10/21/25 | 193 | 21 | 204 | 214 | 205 | 623 | 686 | 4113 | 21 | 195.86 | - | 193.89 | = | 1.97 | 251 | 646 | 274 | 727 |
| 8 | 10/28/25 | 195 | 20 | 198 | 210 | 199 | 607 | 667 | 4720 | 24 | 196.67 | - | 195.86 | = | 0.81 | 251 | 646 | 274 | 727 |
| 9 | 11/04/25 | 196 | 19 | 221 | 177 | 182 | 580 | 637 | 5300 | 27 | 196.30 | - | 196.67 | = | -0.37 | 251 | 646 | 274 | 727 |
| 10 | 11/11/25 | 196 | 19 | 264 | 241 | 164 | 669 | 726 | 5969 | 30 | 198.97 | - | 196.30 | = | 2.67 | 264 | 669 | 283 | 727 |
| 11 | 11/18/25 | 198 | 17 | 189 | 211 | 162 | 562 | 613 | 6531 | 33 | 197.91 | - | 198.97 | = | -1.06 | 264 | 669 | 283 | 727 |
| 12 | 11/25/25 | 197 | 18 | 244 | 178 | 137 | 559 | 613 | 7090 | 36 | 196.94 | - | 197.91 | = | -0.96 | 264 | 669 | 283 | 727 |
| 13 | 12/02/25 | 196 | 19 | 234 | 243 | 222 | 699 | 756 | 7789 | 39 | 199.72 | - | 196.94 | = | 2.77 | 264 | 699 | 283 | 756 |
| 14 | 12/09/25 | 199 | 16 | | | | 0 | 0 | 7789 | 39 | 199.72 | - | 199.72 | = | 0.00 | 264 | 699 | 283 | 756 |

<100

100's

125's

150's

175's

200's

225's

250's

275's

300's

1

7

13

10

6

2

<400

400's

450's

500's

550's

600's

650's

700's

750's

800's

2

5

4

2

Avg of Game 1

Avg of Game 2

Avg of Game 3

205.85

207.00

186.31

High game of 264 on week 10

Low game of 137 on week 12

High series of 699 on week 13

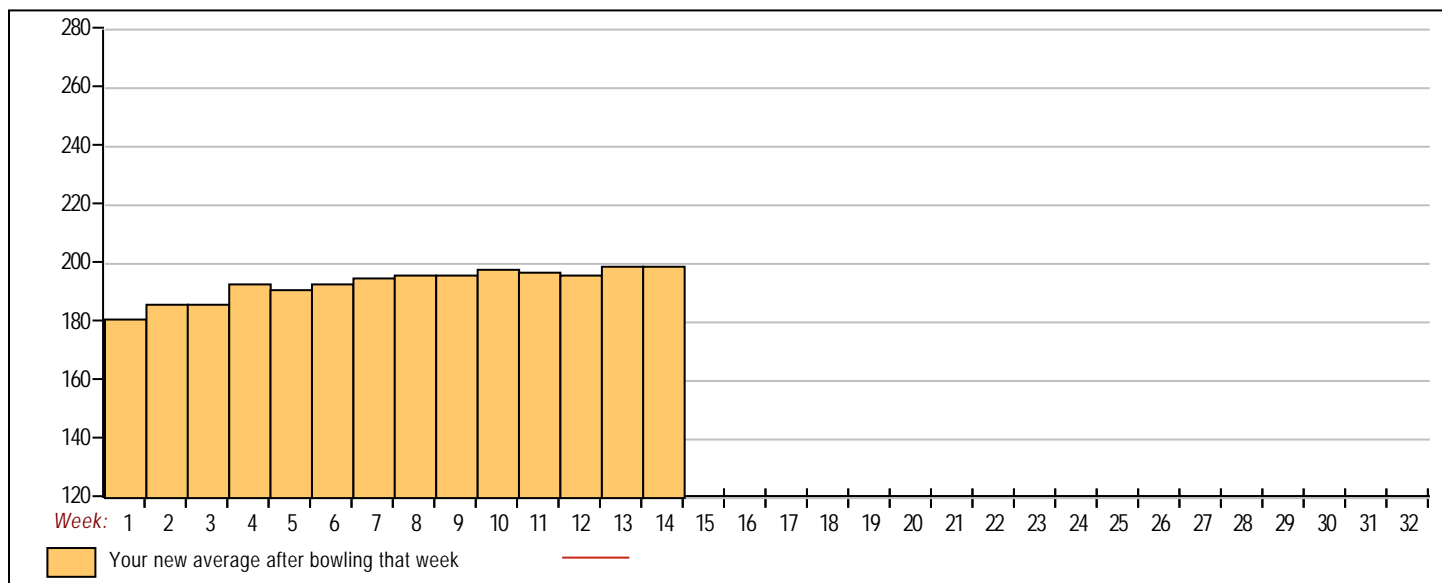
Low series of 545 on week 1

High average of 199.72 after bowling week 13

Low average of 181.67 after bowling week 1

High Scores by Game

Game #1: 264 on week 10 Game #2: 251 on week 6 Game #3: 244 on week 4



Note: This report includes information through December 9 which is Week 14 of 32

Ming Chen's Bowling Record - Team 33: Team 33

| Week | Bowling | Old | Old | | | | | HDCP | | ---Average Change--- | | | | High | High | HDCP | HDCP | |
|------|----------|-------|------|-----|-----|-----|-------|-------|------|----------------------|---------------------|------|---|------|------|------|------|--|
| No. | Date | Avg | HDCP | -1- | -2- | -3- | Total | Total | Pins | Gms | New - Old ----> +/- | | | Game | Sers | Game | Sers | |
| 1 | 09/02/25 | bk195 | 0 | | | | 0 | 0 | 0 | 0 | - | 0.00 | = | 0.00 | 0 | 0 | | |
| 2 | 09/09/25 | bk195 | 0 | | | | 0 | 0 | 0 | 0 | - | 0.00 | = | 0.00 | 0 | 0 | | |
| 3 | 09/16/25 | bk195 | 0 | | | | 0 | 0 | 0 | 0 | - | 0.00 | = | 0.00 | 0 | 0 | | |
| 4 | 09/23/25 | bk195 | 0 | | | | 0 | 0 | 0 | 0 | - | 0.00 | = | 0.00 | 0 | 0 | | |
| 5 | 09/30/25 | bk195 | 0 | | | | 0 | 0 | 0 | 0 | - | 0.00 | = | 0.00 | 0 | 0 | | |
| 6 | 10/14/25 | bk195 | 0 | | | | 0 | 0 | 0 | 0 | - | 0.00 | = | 0.00 | 0 | 0 | | |
| 7 | 10/21/25 | bk195 | 0 | | | | 0 | 0 | 0 | 0 | - | 0.00 | = | 0.00 | 0 | 0 | | |
| 8 | 10/28/25 | bk195 | 0 | | | | 0 | 0 | 0 | 0 | - | 0.00 | = | 0.00 | 0 | 0 | | |
| 9 | 11/04/25 | bk195 | 0 | | | | 0 | 0 | 0 | 0 | - | 0.00 | = | 0.00 | 0 | 0 | | |
| 10 | 11/11/25 | bk195 | 0 | | | | 0 | 0 | 0 | 0 | - | 0.00 | = | 0.00 | 0 | 0 | | |
| 11 | 11/18/25 | bk195 | 0 | | | | 0 | 0 | 0 | 0 | - | 0.00 | = | 0.00 | 0 | 0 | | |
| 12 | 11/25/25 | bk195 | 0 | | | | 0 | 0 | 0 | 0 | - | 0.00 | = | 0.00 | 0 | 0 | | |
| 13 | 12/02/25 | bk195 | 0 | | | | 0 | 0 | 0 | 0 | - | 0.00 | = | 0.00 | 0 | 0 | | |
| 14 | 12/09/25 | bk195 | 20 | | | | 0 | 0 | 0 | 0 | - | 0.00 | = | 0.00 | 0 | 0 | | |

<100

100's

125's

150's

175's

200's

225's

250's

275's

300's

<400

400's

450's

500's

550's

600's

650's

700's

750's

800's

Avg of Game 1

Avg of Game 2

Avg of Game 3

High game of 0 on week 0

Low game of 0 on week 0

High series of 0 on week 0

Low series of 0 on week 0

High average of 0.00 after bowling week 14

Low average of 0.00 after bowling week 14

High Scores by Game

Game #1: 0 on week 0 Game #2: 0 on week 0 Game #3: 0 on week 0

