

Note: This report includes information through December 9 which is Week 14 of 32

Wilson Leung's Bowling Record - Team 31: Team 31

Week No.	Bowling Date	Old Avg	Old HDCP	-1-	-2-	-3-	Total	HDCP Total	Pins	Gms	---Average Change---				High Game	High Sers	HDCP Game	HDCP Sers	
											New	Old	--->	+/-					
1	09/02/25	bk183	29	228	142	243	613	700	613	3	204.33	-	0.00	=	204.33	243	613	272	700
2	09/09/25	bk183	29	171	257	172	600	687	1213	6	202.17	-	204.33	=	-2.17	257	613	286	700
3	09/16/25	bk183	29	162	155	233	550	637	1763	9	195.89	-	202.17	=	-6.28	257	613	286	700
4	09/23/25	195	20	219	184	171	574	634	2337	12	194.75	-	195.89	=	-1.14	257	613	286	700
5	09/30/25	194	20	212	188	181	581	641	2918	15	194.53	-	194.75	=	-0.22	257	613	286	700
6	10/14/25	194	20	131	190	149	470	530	3388	18	188.22	-	194.53	=	-6.31	257	613	286	700
7	10/21/25	188	25	253	169	213	635	710	4023	21	191.57	-	188.22	=	3.35	257	635	286	710
8	10/28/25	191	23	234	241	278	753	822	4776	24	199.00	-	191.57	=	7.43	278	753	301	822
9	11/04/25	199	16	220	212	226	658	706	5434	27	201.26	-	199.00	=	2.26	278	753	301	822
----- Week 10 was bowled after week 11 -----																			
10	11/11/25	202	14	212	247	223	682	724	6116	30	201.26	-	0.00	=	201.26	278	753	301	822
Scores were bowled after week 11 for weeks: 10																			
11	11/18/25	201	15	226	216	190	632	677	6748	33	204.48	-	201.26	=	3.23	278	753	301	822
12	11/25/25	204	12	a204	a204	a204	612	648	6748	33	204.48	-	204.48	=	0.00	278	753	301	822
13	12/02/25	204	12	169	234	227	630	666	7378	36	204.94	-	204.48	=	0.46	278	753	301	822
14	12/09/25	204	12	221	223	194	638	674	8016	39	205.54	-	204.94	=	0.59	278	753	301	822

<100	100's	125's	150's	175's	200's	225's	250's	275's	300's
		3	7	6	10	10	2	1	
<400	400's	450's	500's	550's	600's	650's	700's	750's	800's
		1		3	6	2		1	

Avg of Game 1	Avg of Game 2	Avg of Game 3
204.46	204.46	207.69

High game of 278 on week 8

Low game of 131 on week 6

High series of 753 on week 8

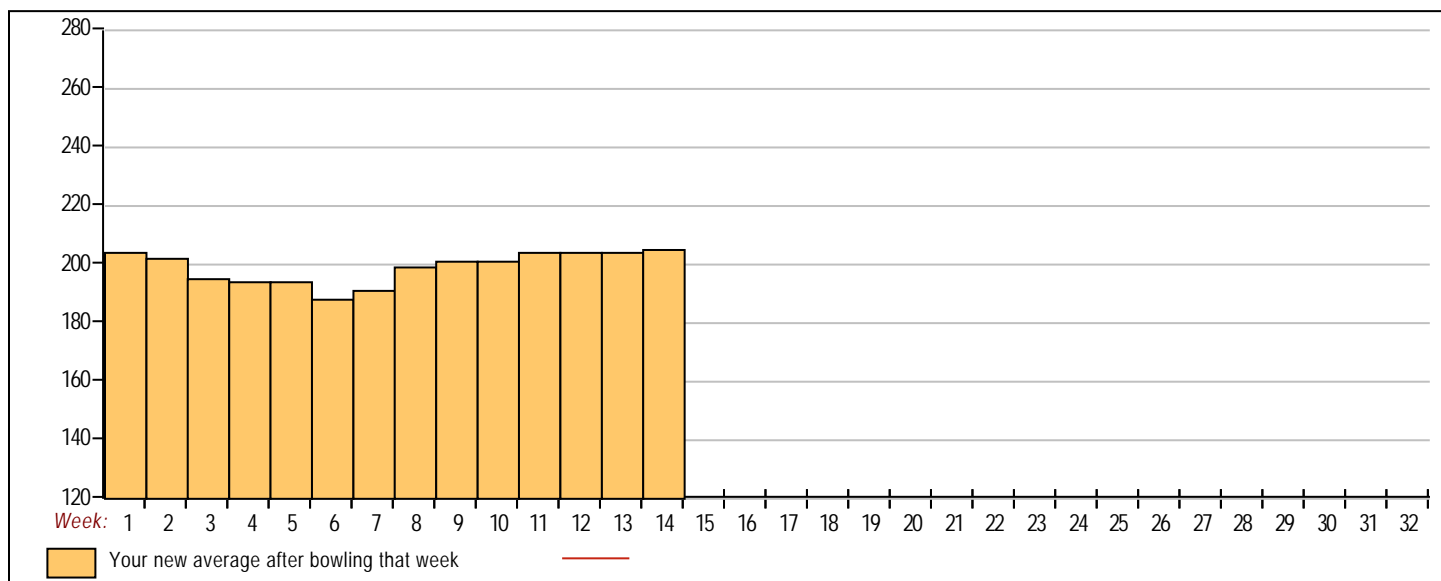
Low series of 470 on week 6

High average of 205.54 after bowling week 14

Low average of 188.22 after bowling week 6

High Scores by Game

Game #1: 253 on week 7 Game #2: 257 on week 2 Game #3: 278 on week 8



Note: This report includes information through December 9 which is Week 14 of 32

Darren Hue's Bowling Record - Team 31: Team 31

Week No.	Bowling Date	Old Avg	Old HDCP	-1-	-2-	-3-	Total	HDCP Total	Pins	Gms	---Average Change---				High Game	High Sers	HDCP Game	HDCP Sers	
											New	Old	--->	+/-					
1	09/02/25	bk156	51	211	149	157	517	670	517	3	172.33	-	0.00	=	172.33	211	517	262	670
2	09/09/25	bk156	51	a156	a156	a156	468	621	517	3	172.33	-	172.33	=	0.00	211	517	262	670
3	09/16/25	bk156	51	a156	a156	a156	468	621	517	3	172.33	-	172.33	=	0.00	211	517	262	670
4	09/23/25	bk156	51	228	129	158	515	668	1032	6	172.00	-	172.33	=	-0.33	228	517	279	670
5	09/30/25	bk156	51	171	172	197	540	693	1572	9	174.67	-	172.00	=	2.67	228	540	279	693
6	10/14/25	174	36	207	177	145	529	637	2101	12	175.08	-	174.67	=	0.42	228	540	279	693
7	10/21/25	175	36	146	193	167	506	614	2607	15	173.80	-	175.08	=	-1.28	228	540	279	693
8	10/28/25	173	37	180	209	176	565	676	3172	18	176.22	-	173.80	=	2.42	228	565	279	693
9	11/04/25	176	35	189	178	146	513	618	3685	21	175.48	-	176.22	=	-0.75	228	565	279	693
----- Week 10 was bowled after week 11 -----																			
10	11/11/25	170	40	153	119	130	402	522	4087	24	175.48	-	0.00	=	175.48	228	565	279	693
Scores were bowled after week 11 for weeks: 10																			
11	11/18/25	175	36	137	137	144	418	526	4505	27	166.85	-	175.48	=	-8.62	228	565	279	693
12	11/25/25	166	43	a166	a166	a166	498	627	4505	27	166.85	-	166.85	=	0.00	228	565	279	693
13	12/02/25	166	43	165	152	173	490	619	4995	30	166.50	-	166.85	=	-0.35	228	565	279	693
14	12/09/25	166	43	160	140	158	458	587	5453	33	165.24	-	166.50	=	-1.26	228	565	279	693

<100	100's	125's	150's	175's	200's	225's	250's	275's	300's
	1	10	11	7	3	1			
<400	400's	450's	500's	550's	600's	650's	700's	750's	800's
	2	2	6	1					

Avg of Game 1	Avg of Game 2	Avg of Game 3
177.00	159.55	159.18

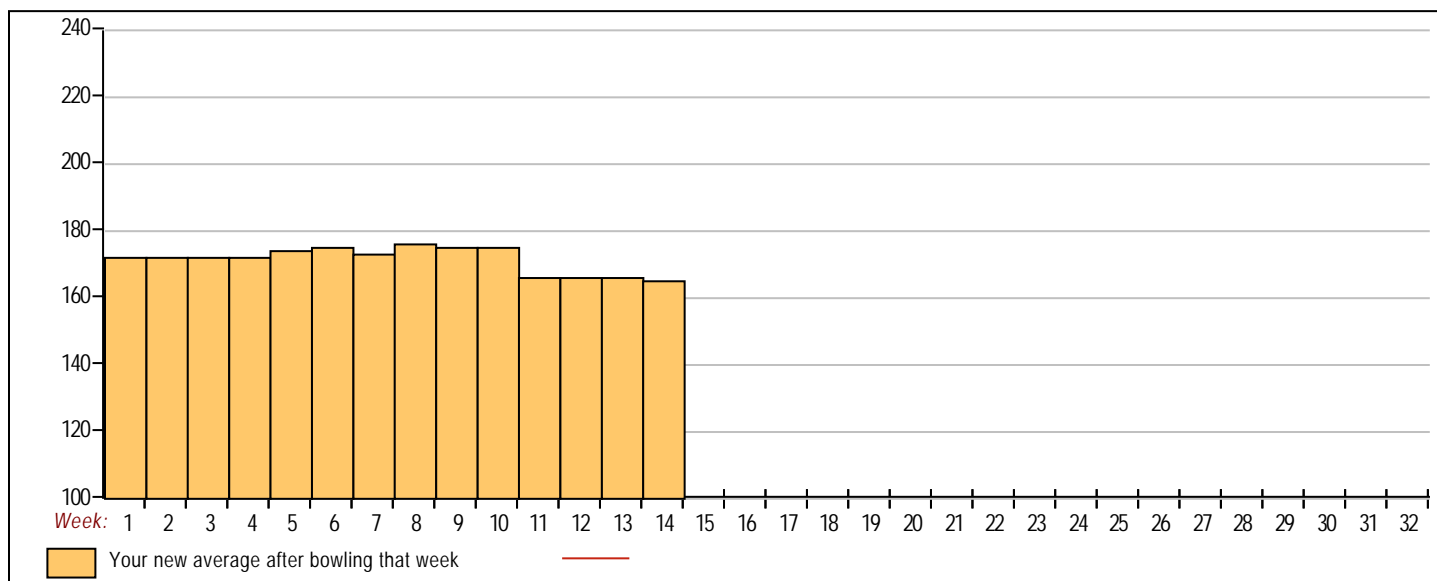
High game of 228 on week 4
 Low game of 119 on week 10

High series of 565 on week 8
 Low series of 402 on week 10

High average of 176.22 after bowling week 8
 Low average of 165.24 after bowling week 14

High Scores by Game

Game #1: 228 on week 4 Game #2: 209 on week 8 Game #3: 197 on week 5



Note: This report includes information through December 9 which is Week 14 of 32

Nick Hoey's Bowling Record - Team 31: Team 31

Week No.	Bowling Date	Old Avg	Old HDCP	-1-	-2-	-3-	Total	HDCP Total	Pins	Gms	---Average Change---				High Game	High Sers	HDCP Game	HDCP Sers	
											New	Old	--->	+/-					
1	09/02/25	bk187	26	157	236	205	598	676	598	3	199.33	-	0.00	=	199.33	236	598	262	676
2	09/09/25	bk187	26	198	199	200	597	675	1195	6	199.17	-	199.33	=	-0.17	236	598	262	676
3	09/16/25	bk187	26	152	165	179	496	574	1691	9	187.89	-	199.17	=	-11.28	236	598	262	676
4	09/23/25	187	26	178	191	203	572	650	2263	12	188.58	-	187.89	=	0.69	236	598	262	676
5	09/30/25	188	25	200	198	163	561	636	2824	15	188.27	-	188.58	=	-0.32	236	598	262	676
6	10/14/25	188	25	175	167	192	534	609	3358	18	186.56	-	188.27	=	-1.71	236	598	262	676
7	10/21/25	186	27	162	221	223	606	687	3964	21	188.76	-	186.56	=	2.21	236	606	262	687
8	10/28/25	188	25	a188	a188	a188	564	639	3964	21	188.76	-	188.76	=	0.00	236	606	262	687
9	11/04/25	188	25	191	156	195	542	617	4506	24	187.75	-	188.76	=	-1.01	236	606	262	687
----- Week 10 was bowled after week 11 -----																			
10	11/11/25	184	28	167	132	171	470	554	4976	27	187.75	-	0.00	=	187.75	236	606	262	687
Scores were bowled after week 11 for weeks: 10																			
11	11/18/25	187	26	157	147	172	476	554	5452	30	181.73	-	187.75	=	-6.02	236	606	262	687
12	11/25/25	181	31	176	168	162	506	599	5958	33	180.55	-	181.73	=	-1.19	236	606	262	687
13	12/02/25	180	32	163	177	201	541	637	6499	36	180.53	-	180.55	=	-0.02	236	606	262	687
14	12/09/25	180	32	153	201	168	522	618	7021	39	180.03	-	180.53	=	-0.50	236	606	262	687

<100

100's

125's

150's

175's

200's

225's

250's

275's

300's

2

16

12

8

1

<400

400's

450's

500's

550's

600's

650's

700's

750's

800's

3

5

4

1

Avg of Game 1

Avg of Game 2

Avg of Game 3

171.46

181.38

187.23

High game of 236 on week 1

High series of 606 on week 7

High average of 199.33 after bowling week 1

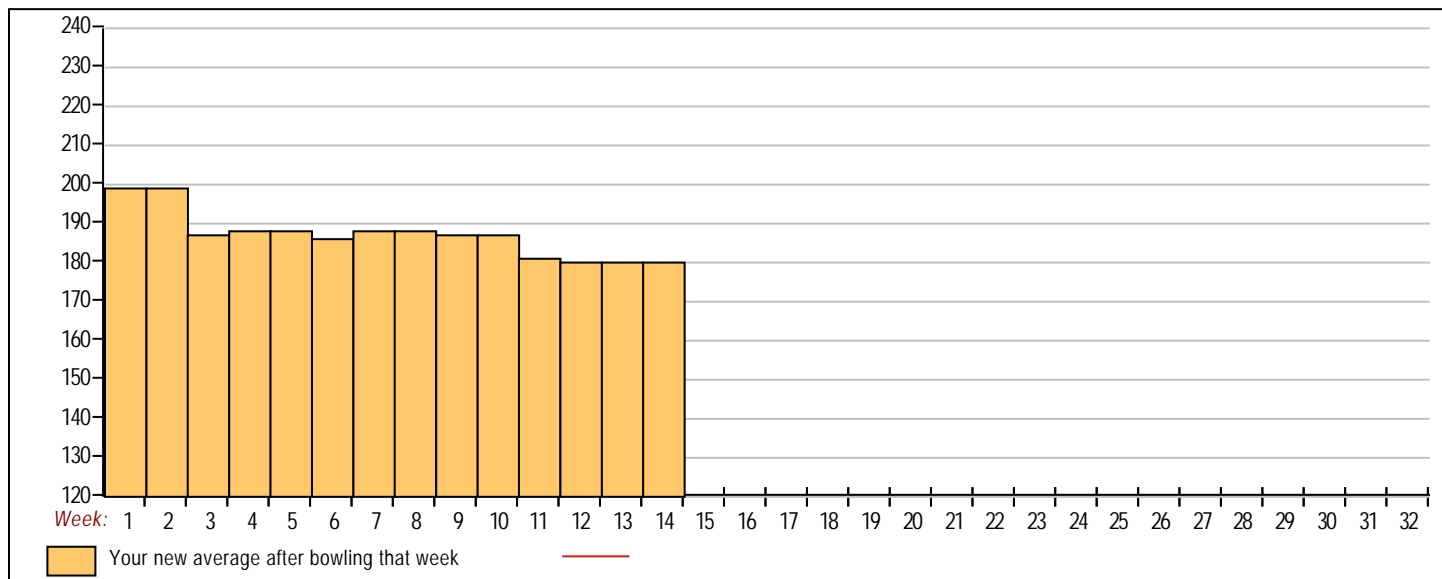
Low game of 132 on week 10

Low series of 470 on week 10

Low average of 180.03 after bowling week 14

High Scores by Game

Game #1: 200 on week 5 Game #2: 236 on week 1 Game #3: 223 on week 7



Note: This report includes information through December 9 which is Week 14 of 32

Alan Duong's Bowling Record - Team 31: Team 31

Week No.	Bowling Date	Old Avg	Old HDCP	-1-	-2-	-3-	Total	HDCP Total	Pins	Gms	---Average Change---			High Game	High Sers	HDCP Game	HDCP Sers	
											New	Old	----> +/-					
1	09/02/25	bk181	0				0	0	0	0	-	0.00	=	0.00	0	0		
2	09/09/25	bk181	0				0	0	0	0	-	0.00	=	0.00	0	0		
3	09/16/25	bk181	0				0	0	0	0	-	0.00	=	0.00	0	0		
4	09/23/25	bk181	0				0	0	0	0	-	0.00	=	0.00	0	0		
5	09/30/25	bk181	0				0	0	0	0	-	0.00	=	0.00	0	0		
6	10/14/25	bk181	0				0	0	0	0	-	0.00	=	0.00	0	0		
7	10/21/25	bk181	0				0	0	0	0	-	0.00	=	0.00	0	0		
8	10/28/25	bk181	0				0	0	0	0	-	0.00	=	0.00	0	0		
9	11/04/25	bk181	0				0	0	0	0	-	0.00	=	0.00	0	0		
10	11/11/25	bk181	0				0	0	0	0	-	0.00	=	0.00	0	0		
11	11/18/25	bk181	0				0	0	0	0	-	0.00	=	0.00	0	0		
12	11/25/25	bk181	0				0	0	0	0	-	0.00	=	0.00	0	0		
13	12/02/25	bk181	0				0	0	0	0	-	0.00	=	0.00	0	0		
14	12/09/25	bk181	31				0	0	0	0	-	0.00	=	0.00	0	0		

<100 100's 125's 150's 175's 200's 225's 250's 275's 300's

<400 400's 450's 500's 550's 600's 650's 700's 750's 800's

Avg of Game 1 Avg of Game 2 Avg of Game 3

1000 1000 1000

High game of 0 on week 0

Low game of 0 on week 0

High series of 0 on week 0

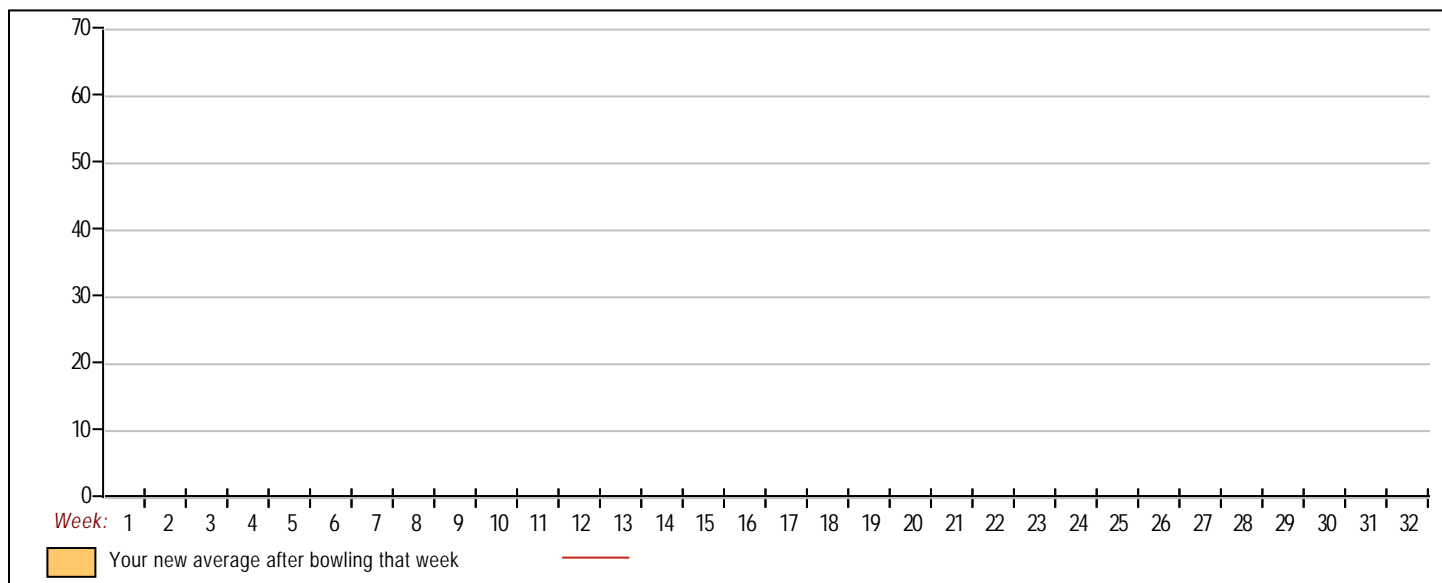
Low series of 0 on week 0

High average of 0.00 after bowling week 14

Low average of 0.00 after bowling week 14

High Scores by Game

Game #1: 0 on week 0 Game #2: 0 on week 0 Game #3: 0 on week 0



Note: This report includes information through December 9 which is Week 14 of 32

Jonathan Honciano's Bowling Record - Team 31: Team 31

Week No.	Bowling Date	Old Avg	Old HDCP	-1-	-2-	-3-	Total	HDCP Total	Pins	Gms	---Average Change---			High Game	High Sers	HDCP Game	HDCP Sers
											New - Old	--->	+/-				
1	09/02/25	bk188	0				0	0	0	0	-	0.00	=	0.00	0	0	
2	09/09/25	bk188	0				0	0	0	0	-	0.00	=	0.00	0	0	
3	09/16/25	bk188	0				0	0	0	0	-	0.00	=	0.00	0	0	
4	09/23/25	bk188	0				0	0	0	0	-	0.00	=	0.00	0	0	
5	09/30/25	bk188	0				0	0	0	0	-	0.00	=	0.00	0	0	
6	10/14/25	bk188	0				0	0	0	0	-	0.00	=	0.00	0	0	
7	10/21/25	bk188	0				0	0	0	0	-	0.00	=	0.00	0	0	
8	10/28/25	bk188	0				0	0	0	0	-	0.00	=	0.00	0	0	
9	11/04/25	bk188	0				0	0	0	0	-	0.00	=	0.00	0	0	
10	11/11/25	bk188	0				0	0	0	0	-	0.00	=	0.00	0	0	
11	11/18/25	bk188	0				0	0	0	0	-	0.00	=	0.00	0	0	
12	11/25/25	bk188	0				0	0	0	0	-	0.00	=	0.00	0	0	
13	12/02/25	bk188	0				0	0	0	0	-	0.00	=	0.00	0	0	
14	12/09/25	bk188	25				0	0	0	0	-	0.00	=	0.00	0	0	

<100 100's 125's 150's 175's 200's 225's 250's 275's 300's

<400 400's 450's 500's 550's 600's 650's 700's 750's 800's

Avg of Game 1 Avg of Game 2 Avg of Game 3

High game of 0 on week 0
Low game of 0 on week 0

High series of 0 on week 0
Low series of 0 on week 0

High average of 0.00 after bowling week 14
Low average of 0.00 after bowling week 14

High Scores by Game

Game #1: 0 on week 0 Game #2: 0 on week 0 Game #3: 0 on week 0

