

# Chinese Bowling Club

## Classic Bowling Center

Note: This report includes information through December 2 which is Week 13 of 32

### Russell Yeager (LH)'s Bowling Record - Team 29: Team 29

Week No.	Bowling Date	Old Avg	Old HDCP	-1-	-2-	-3-	Total	HDCP Total	Pins	Gms	---Average Change---			High Game	High Sers	HDCP Game	HDCP Sers
											New	Old	---> +/-				
1	09/02/25	156	51	167	128	175	470	623	470	3	156.67	-	0.00	=	156.67	175	470
2	09/09/25	169	40	142	192	212	546	666	1016	6	169.33	-	156.67	=	12.67	212	546
3	09/16/25	169	0				0	0	1016	6	169.33	-	169.33	=	0.00	212	546
4	09/23/25	169	0				0	0	1016	6	169.33	-	169.33	=	0.00	212	546
5	09/30/25	170	40	195	162	162	519	639	1535	9	170.56	-	169.33	=	1.22	212	546
6	10/14/25	170	40	215	166	138	519	639	2054	12	171.17	-	170.56	=	0.61	215	546
7	10/21/25	171	39	153	222	199	574	691	2628	15	175.20	-	171.17	=	4.03	222	574
8	10/28/25	175	0				0	0	2628	15	175.20	-	175.20	=	0.00	222	574
9	11/04/25	175	36	205	151	174	530	638	3158	18	175.44	-	175.20	=	0.24	222	574
10	11/11/25	175	36	198	154	179	531	639	3689	21	175.67	-	175.44	=	0.22	222	574
11	11/18/25	175	36	187	206	143	536	644	4225	24	176.04	-	175.67	=	0.38	222	574
12	11/25/25	176	35	167	169	189	525	630	4750	27	175.93	-	176.04	=	-0.12	222	574
13	12/02/25	175	36	213	190	167	570	678	5320	30	177.33	-	175.93	=	1.41	222	574

<u>&lt;100</u>	<u>100's</u>	<u>125's</u>	<u>150's</u>	<u>175's</u>	<u>200's</u>	<u>225's</u>	<u>250's</u>	<u>275's</u>	<u>300's</u>
		4	11	9	6				
<u>&lt;400</u>	<u>400's</u>	<u>450's</u>	<u>500's</u>	<u>550's</u>	<u>600's</u>	<u>650's</u>	<u>700's</u>	<u>750's</u>	<u>800's</u>
		1	7	2					

<u>Avg of Game 1</u>	<u>Avg of Game 2</u>	<u>Avg of Game 3</u>
184.20	174.00	173.80

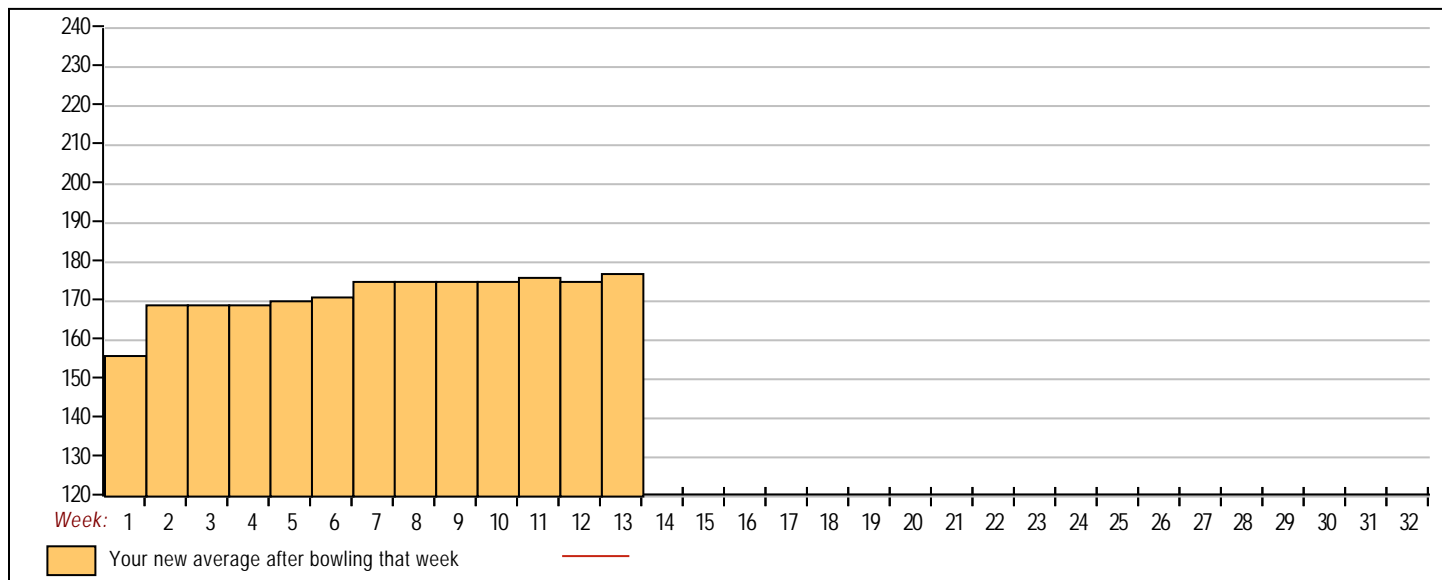
High game of **222** on week **7**  
 Low game of **128** on week **1**

High series of **574** on week **7**  
 Low series of **470** on week **1**

High average of **177.33** after bowling week **13**  
 Low average of **156.67** after bowling week **1**

#### High Scores by Game

Game #1: **215** on week **6** Game #2: **222** on week **7** Game #3: **212** on week **2**



Note: This report includes information through December 2 which is Week 13 of 32

**Mitchell Hong's Bowling Record - Team 29: Team 29**

Week No.	Bowling Date	Old Avg	Old HDCP	-1-	-2-	-3-	Total	HDCP Total	Pins	Gms	---Average Change---				High Game	High Sers	HDCP Game	HDCP Sers	
											New - Old ----> +/-								
1	09/02/25	bk171	39	201	141	132	474	591	474	3	158.00	-	0.00	=	158.00	201	474	240	591
2	09/09/25	bk171	0				0	0	474	3	158.00	-	158.00	=	0.00	201	474	240	591
3	09/16/25	bk171	0				0	0	474	3	158.00	-	158.00	=	0.00	201	474	240	591
4	09/23/25	bk171	39	168	148	201	517	634	991	6	165.17	-	158.00	=	7.17	201	517	240	634
5	09/30/25	bk171	39	148	157	133	438	555	1429	9	158.78	-	165.17	=	-6.39	201	517	240	634
6	10/14/25	161	47	180	168	135	483	624	1912	12	159.33	-	158.78	=	0.56	201	517	240	634
7	10/21/25	161	47	143	139	174	456	597	2368	15	157.87	-	159.33	=	-1.47	201	517	240	634
8	10/28/25	161	47	166	192	164	522	663	2890	18	160.56	-	157.87	=	2.69	201	522	240	663
9	11/04/25	161	47	167	184	186	537	678	3427	21	163.19	-	160.56	=	2.63	201	537	240	678
10	11/11/25	163	45	223	206	212	641	776	4068	24	169.50	-	163.19	=	6.31	223	641	268	776
11	11/18/25	169	40	135	182	144	461	581	4529	27	167.74	-	169.50	=	-1.76	223	641	268	776
12	11/25/25	167	42	169	171	186	526	652	5055	30	168.50	-	167.74	=	0.76	223	641	268	776
13	12/02/25	168	41	158	187	159	504	627	5559	33	168.45	-	168.50	=	-0.05	223	641	268	776

<u>&lt;100</u>	<u>100's</u>	<u>125's</u>	<u>150's</u>	<u>175's</u>	<u>200's</u>	<u>225's</u>	<u>250's</u>	<u>275's</u>	<u>300's</u>
		10	11	7	5				
<u>&lt;400</u>	<u>400's</u>	<u>450's</u>	<u>500's</u>	<u>550's</u>	<u>600's</u>	<u>650's</u>	<u>700's</u>	<u>750's</u>	<u>800's</u>
	1	4	5		1				

<u>Avg of Game 1</u>	<u>Avg of Game 2</u>	<u>Avg of Game 3</u>
168.91	170.45	166.00

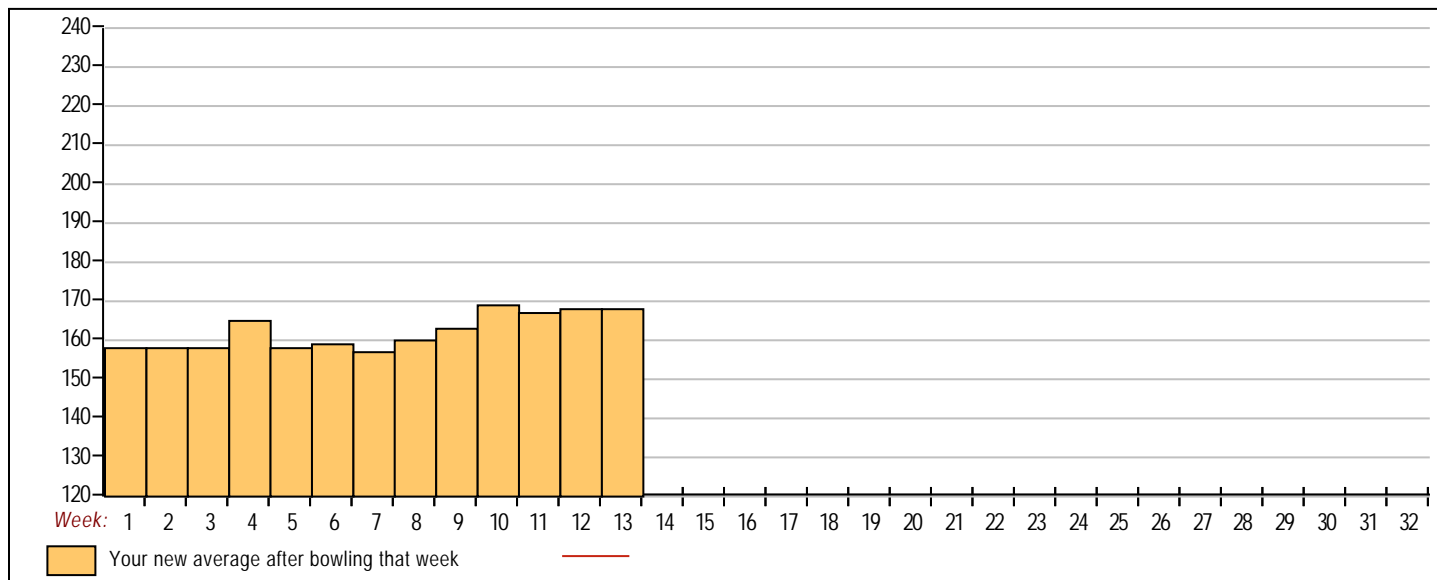
High game of 223 on week 10  
 Low game of 132 on week 1

High series of 641 on week 10  
 Low series of 438 on week 5

High average of 169.50 after bowling week 10  
 Low average of 157.87 after bowling week 7

## High Scores by Game

Game #1: 223 on week 10 Game #2: 206 on week 10 Game #3: 212 on week 10



Note: This report includes information through December 2 which is Week 13 of 32

## Octavio Salazar's Bowling Record - Team 29: Team 29

Week No.	Bowling Date	Old Avg	Old HDCP	-1-	-2-	-3-	Total	HDCP Total	Pins	Gms	---Average Change---				High Game	High Sers	HDCP Game	HDCP Sers	
											New	Old	----	+/-					
1	09/02/25	bk202	14	176	171	218	565	607	565	3	188.33	-	0.00	=	188.33	218	565	232	607
2	09/09/25	bk202	14	211	212	162	585	627	1150	6	191.67	-	188.33	=	3.33	218	585	232	627
3	09/16/25	bk202	14	222	213	257	692	734	1842	9	204.67	-	191.67	=	13.00	257	692	271	734
4	09/23/25	204	12	171	217	204	592	628	2434	12	202.83	-	204.67	=	-1.83	257	692	271	734
5	09/30/25	202	14	227	213	215	655	697	3089	15	205.93	-	202.83	=	3.10	257	692	271	734
6	10/14/25	205	12	259	181	185	625	661	3714	18	206.33	-	205.93	=	0.40	259	692	271	734
7	10/21/25	206	11	175	209	194	578	611	4292	21	204.38	-	206.33	=	-1.95	259	692	271	734
8	10/28/25	204	12	195	178	160	533	569	4825	24	201.04	-	204.38	=	-3.34	259	692	271	734
9	11/04/25	201	15	244	197	138	579	624	5404	27	200.15	-	201.04	=	-0.89	259	692	271	734
10	11/11/25	200	16	226	183	221	630	678	6034	30	201.13	-	200.15	=	0.99	259	692	271	734
11	11/18/25	201	15	241	200	190	631	676	6665	33	201.97	-	201.13	=	0.84	259	692	271	734
12	11/25/25	201	15	189	236	226	651	696	7316	36	203.22	-	201.97	=	1.25	259	692	271	734
13	12/02/25	203	13	209	166	138	513	552	7829	39	200.74	-	203.22	=	-2.48	259	692	271	734

<100	100's	125's	150's	175's	200's	225's	250's	275's	300's
		2	5	11	13	6	2		
<400	400's	450's	500's	550's	600's	650's	700's	750's	800's
			2	5	3	3			

Avg of Game 1	Avg of Game 2	Avg of Game 3
211.15	198.15	192.92

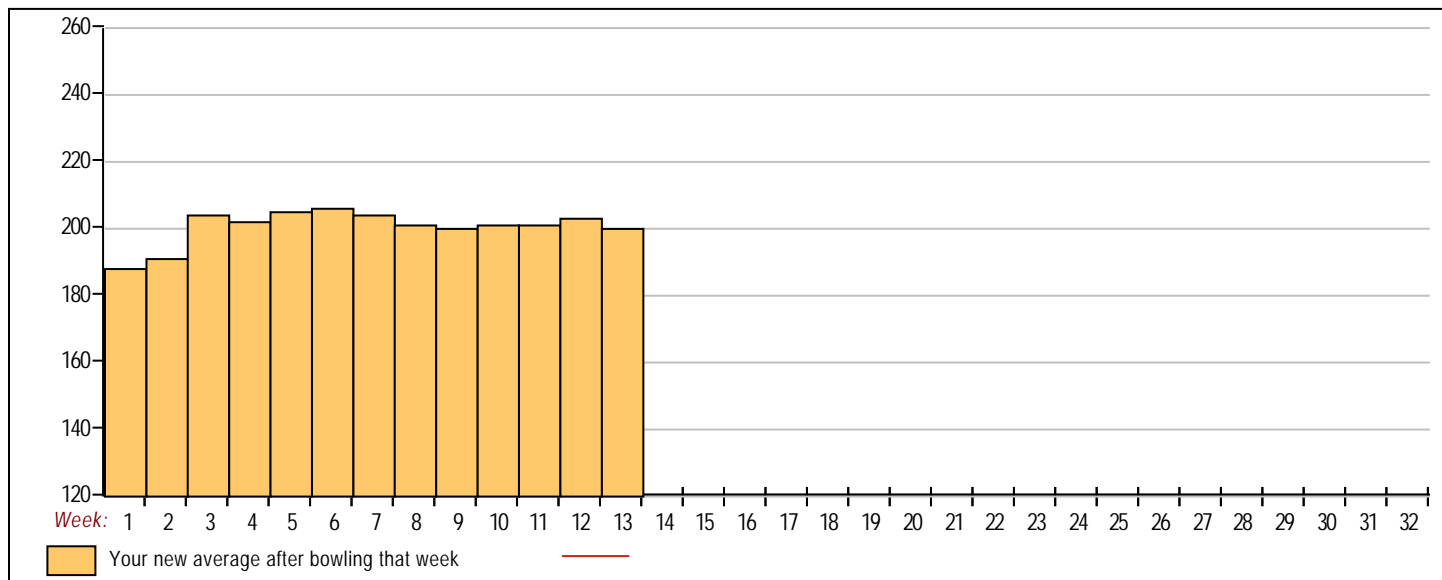
High game of 259 on week 6  
Low game of 138 on week 9

High series of 692 on week 3  
Low series of 513 on week 13

High average of 206.33 after bowling week 6  
Low average of 188.33 after bowling week 1

## High Scores by Game

Game #1: 259 on week 6 Game #2: 236 on week 12 Game #3: 257 on week 3



Note: This report includes information through December 2 which is Week 13 of 32

Robert Dong's Bowling Record - Team 29: Team 29

Week No.	Bowling Date	Old Avg	Old HDCP	-1-	-2-	-3-	Total	HDCP Total	Pins	Gms	---Average Change---			High Game	High Sers	HDCP Game	HDCP Sers
											New	Old	---> +/-				
6	10/14/25	bk190	0				0	0	0	0	-	0.00	= 0.00	0	0		
7	10/21/25	bk190	0				0	0	0	0	-	0.00	= 0.00	0	0		
8	10/28/25	bk190	24	169	193	221	583	655	583	3	194.33	- 0.00	= 194.33	221	583	245	655
9	11/04/25	bk190	0				0	0	583	3	194.33	- 194.33	= 0.00	221	583	245	655
10	11/11/25	bk190	0				0	0	583	3	194.33	- 194.33	= 0.00	221	583	245	655
11	11/18/25	bk190	0				0	0	583	3	194.33	- 194.33	= 0.00	221	583	245	655
12	11/25/25	bk190	0				0	0	583	3	194.33	- 194.33	= 0.00	221	583	245	655
13	12/02/25	bk190	24				0	0	583	3	194.33	- 194.33	= 0.00	221	583	245	655

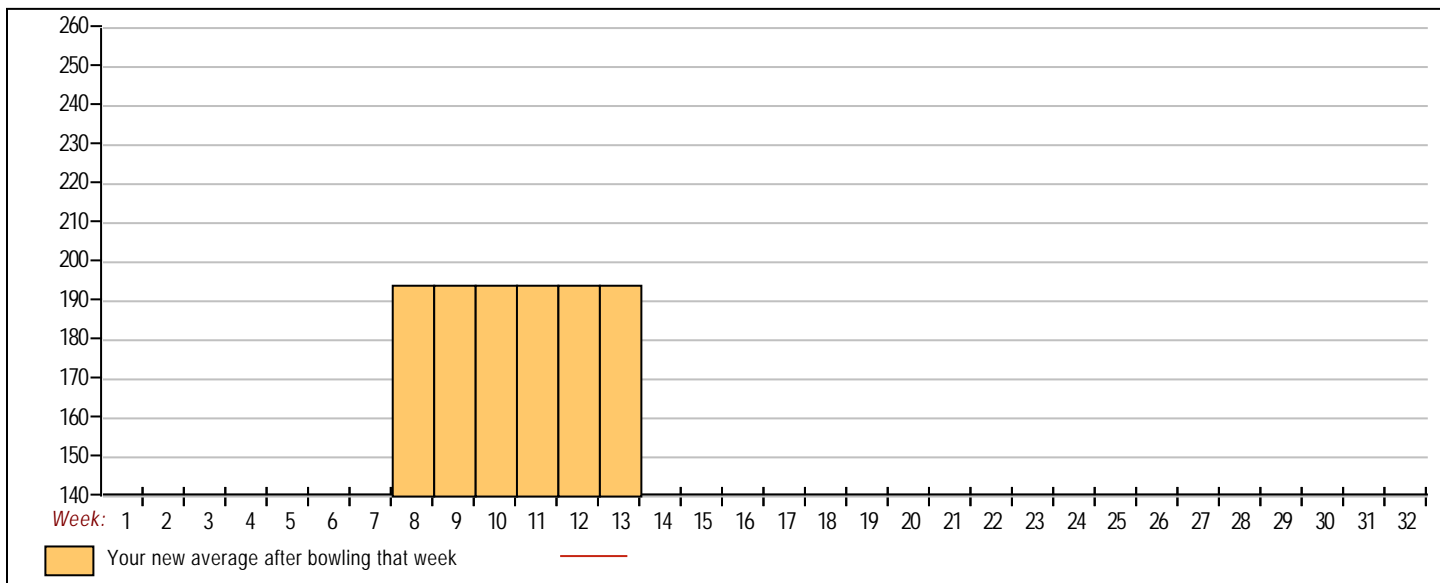
<100	100's	125's	150's	175's	200's	225's	250's	275's	300's
			1	1	1				
<400	400's	450's	500's	550's	600's	650's	700's	750's	800's
				1					

Avg of Game 1	Avg of Game 2	Avg of Game 3
169.00	193.00	221.00

High game of 221 on week 8      High series of 583 on week 8      High average of 194.33 after bowling week 8  
Low game of 169 on week 8      Low series of 583 on week 8      Low average of 194.33 after bowling week 8

High Scores by Game

Game #1: 169 on week 8    Game #2: 193 on week 8    Game #3: 221 on week 8



Note: This report includes information through December 2 which is Week 13 of 32

## Matt Lopes's Bowling Record - Team 29: Team 29

Week No.	Bowling Date	Old Avg	Old HDCP	-1-	-2-	-3-	Total	HDCP Total	Pins	Gms	---Average Change--- New - Old ---> +/-				High Game	High Sers	HDCP Game	HDCP Sers
3	09/16/25	bk203	13	181	244	200	625	664	625	3	208.33	-	0.00	= 208.33	244	625	257	664
4	09/23/25	bk203	0				0	0	625	3	208.33	-	208.33	= 0.00	244	625	257	664
5	09/30/25	bk203	0				0	0	625	3	208.33	-	208.33	= 0.00	244	625	257	664
6	10/14/25	bk203	0				0	0	625	3	208.33	-	208.33	= 0.00	244	625	257	664
7	10/21/25	bk203	0				0	0	625	3	208.33	-	208.33	= 0.00	244	625	257	664
8	10/28/25	bk203	0				0	0	625	3	208.33	-	208.33	= 0.00	244	625	257	664
9	11/04/25	bk203	0				0	0	625	3	208.33	-	208.33	= 0.00	244	625	257	664
10	11/11/25	bk203	0				0	0	625	3	208.33	-	208.33	= 0.00	244	625	257	664
11	11/18/25	bk203	0				0	0	625	3	208.33	-	208.33	= 0.00	244	625	257	664
12	11/25/25	bk203	0				0	0	625	3	208.33	-	208.33	= 0.00	244	625	257	664
13	12/02/25	bk203	13				0	0	625	3	208.33	-	208.33	= 0.00	244	625	257	664

<100   100's   125's   150's   175's   200's   225's   250's   275's   300's

1

1

1

<400   400's   450's   500's   550's   600's   650's   700's   750's   800's

1

Avg of Game 1   Avg of Game 2   Avg of Game 3

181.00

244.00

200.00

High game of 244 on week 3

High series of 625 on week 3

High average of 208.33 after bowling week 3

Low game of 181 on week 3

Low series of 625 on week 3

Low average of 208.33 after bowling week 3

High Scores by Game

Game #1: 181 on week 3 Game #2: 244 on week 3 Game #3: 200 on week 3

