

Note: This report includes information through December 2 which is Week 13 of 32

Patrick Lin's Bowling Record - Team 15: Team 15

Week No.	Bowling Date	Old Avg	Old HDCP	-1-	-2-	-3-	Total	HDCP Total	Pins	Gms	---Average Change---				High Game	High Sers	HDCP Game	HDCP Sers	
											New	Old	---	+/-					
1	09/02/25	bk184	28	219	189	184	592	676	592	3	197.33	-	0.00	=	197.33	219	592	247	676
2	09/09/25	bk184	28	165	181	194	540	624	1132	6	188.67	-	197.33	=	-8.67	219	592	247	676
3	09/16/25	bk184	28	221	185	206	612	696	1744	9	193.78	-	188.67	=	5.11	221	612	249	696
4	09/23/25	193	21	212	206	167	585	648	2329	12	194.08	-	193.78	=	0.31	221	612	249	696
5	09/30/25	194	20	172	169	192	533	593	2862	15	190.80	-	194.08	=	-3.28	221	612	249	696
6	10/14/25	190	24	178	159	133	470	542	3332	18	185.11	-	190.80	=	-5.69	221	612	249	696
7	10/21/25	185	28	232	159	244	635	719	3967	21	188.90	-	185.11	=	3.79	244	635	272	719
8	10/28/25	188	25	167	225	159	551	626	4518	24	188.25	-	188.90	=	-0.65	244	635	272	719
9	11/04/25	188	25	183	202	217	602	677	5120	27	189.63	-	188.25	=	1.38	244	635	272	719
10	11/11/25	189	24	a189	a189	a189	567	639	5120	27	189.63	-	189.63	=	0.00	244	635	272	719
11	11/18/25	189	24	a189	a189	a189	567	639	5120	27	189.63	-	189.63	=	0.00	244	635	272	719
12	11/25/25	189	24	a189	a189	a189	567	639	5120	27	189.63	-	189.63	=	0.00	244	635	272	719
13	12/02/25	189	24	a189	a189	a189	567	639	5120	27	189.63	-	189.63	=	0.00	244	635	272	719

<100

100's

125's

150's

175's

200's

225's

250's

275's

300's

1

8

8

7

3

<400

400's

450's

500's

550's

600's

650's

700's

750's

800's

1

2

3

3

Avg of Game 1

Avg of Game 2

Avg of Game 3

194.33

186.11

188.44

High game of 244 on week 7

Low game of 133 on week 6

High series of 635 on week 7

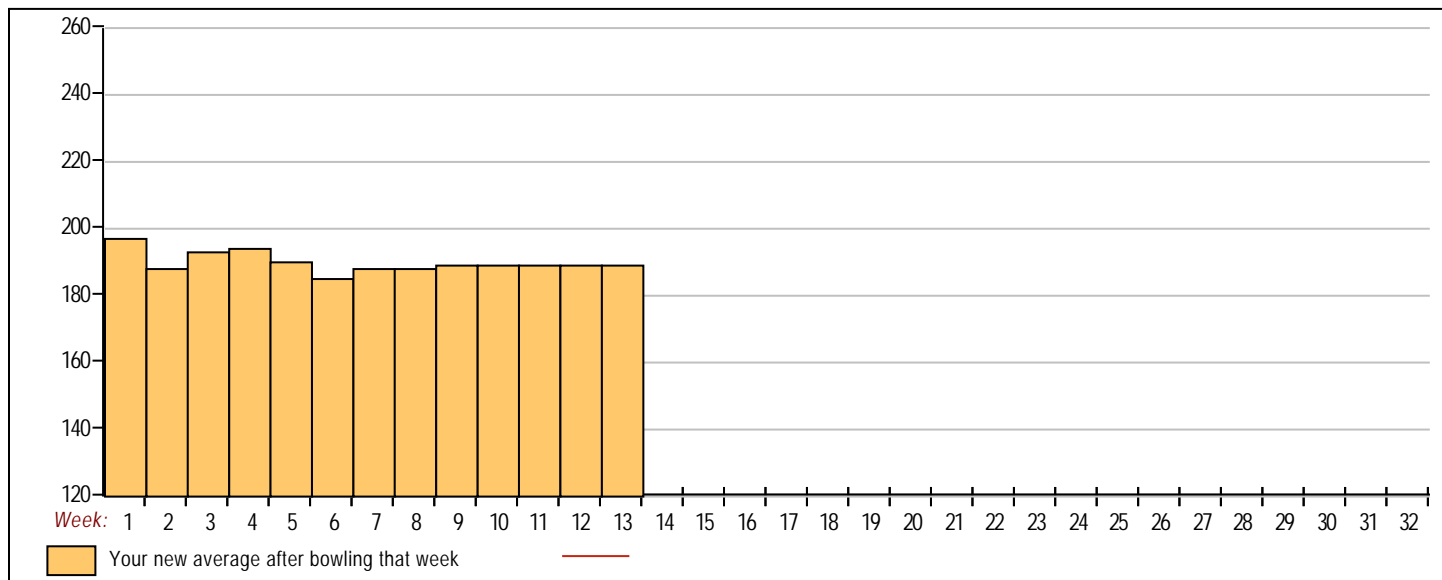
Low series of 470 on week 6

High average of 197.33 after bowling week 1

Low average of 185.11 after bowling week 6

High Scores by Game

Game #1: 232 on week 7 Game #2: 225 on week 8 Game #3: 244 on week 7



Note: This report includes information through December 2 which is Week 13 of 32

Steven Chen's Bowling Record - Team 15: Team 15

Week No.	Bowling Date	Old Avg	Old HDCP	-1-	-2-	-3-	Total	HDCP Total	Pins	Gms	---Average Change---				High Game	High Sers	HDCP Game	HDCP Sers	
											New	Old	---> +/-						
1	09/02/25	bk202	14	148	202	198	548	590	548	3	182.67	-	0.00	=	182.67	202	548	216	590
2	09/09/25	bk202	14	234	247	210	691	733	1239	6	206.50	-	182.67	=	23.83	247	691	261	733
3	09/16/25	bk202	14	238	236	279	753	795	1992	9	221.33	-	206.50	=	14.83	279	753	293	795
4	09/23/25	221	0	225	222	194	641	641	2633	12	219.42	-	221.33	=	-1.92	279	753	293	795
5	09/30/25	219	0	215	183	183	581	581	3214	15	214.27	-	219.42	=	-5.15	279	753	293	795
6	10/14/25	214	4	252	225	221	698	710	3912	18	217.33	-	214.27	=	3.07	279	753	293	795
7	10/21/25	217	2	226	183	234	643	649	4555	21	216.90	-	217.33	=	-0.43	279	753	293	795
8	10/28/25	216	3	223	180	203	606	615	5161	24	215.04	-	216.90	=	-1.86	279	753	293	795
9	11/04/25	215	4	169	167	236	572	584	5733	27	212.33	-	215.04	=	-2.71	279	753	293	795
10	11/11/25	212	6	244	191	228	663	681	6396	30	213.20	-	212.33	=	0.87	279	753	293	795
11	11/18/25	213	5	247	257	247	751	766	7147	33	216.58	-	213.20	=	3.38	279	753	293	795
12	11/25/25	216	3	229	154	202	585	594	7732	36	214.78	-	216.58	=	-1.80	279	753	293	795
13	12/02/25	214	4	209	195	233	637	649	8369	39	214.59	-	214.78	=	-0.19	279	753	293	795

<100	100's	125's	150's	175's	200's	225's	250's	275's	300's
		1	3	8	9	15	2	1	
<400	400's	450's	500's	550's	600's	650's	700's	750's	800's
			1	3	4	3		2	

Avg of Game 1	Avg of Game 2	Avg of Game 3
219.92	203.23	220.62

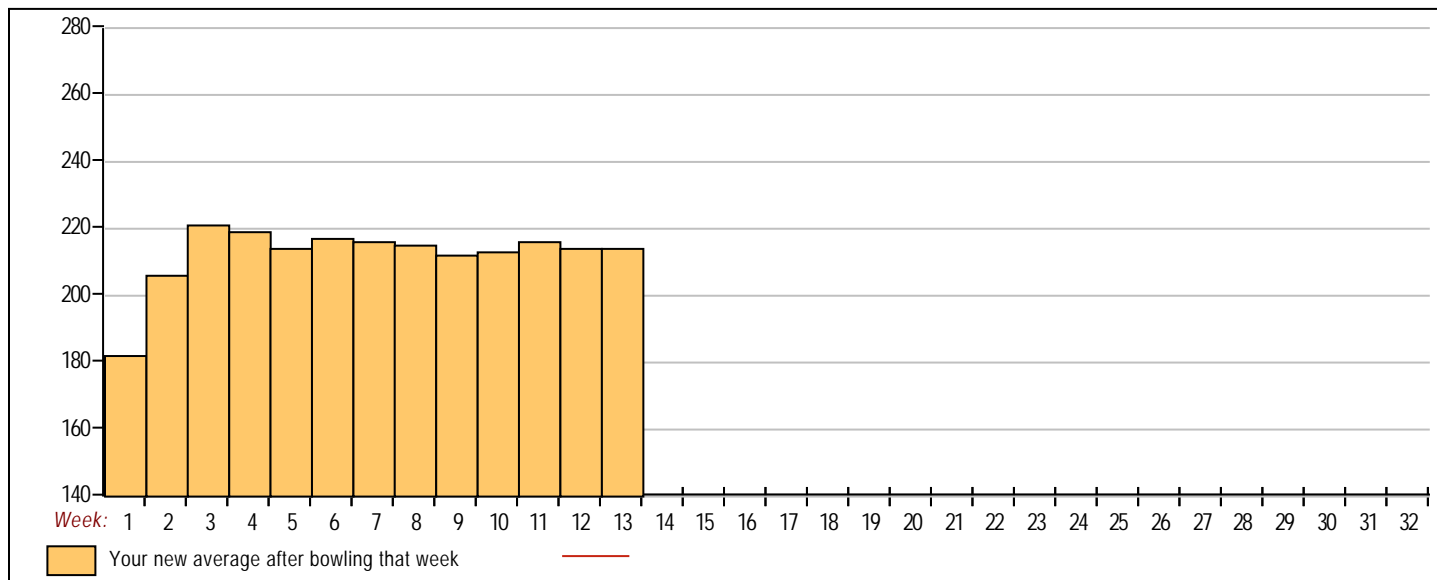
High game of 279 on week 3
Low game of 148 on week 1

High series of 753 on week 3
Low series of 548 on week 1

High average of 221.33 after bowling week 3
Low average of 182.67 after bowling week 1

High Scores by Game

Game #1: 252 on week 6 Game #2: 257 on week 11 Game #3: 279 on week 3



Note: This report includes information through December 2 which is Week 13 of 32

Ed Chung's Bowling Record - Team 15: Team 15

Week No.	Bowling Date	Old Avg	Old HDCP	-1-	-2-	-3-	Total	HDCP Total	Pins	Gms	---Average Change---				High Game	High Sers	HDCP Game	HDCP Sers	
											New	Old	--->	+/-					
1	09/02/25	bk216	3	258	255	289	802	811	802	3	267.33	-	0.00	=	267.33	289	802	292	811
2	09/09/25	bk216	3	208	238	236	682	691	1484	6	247.33	-	267.33	=	-20.00	289	802	292	811
3	09/16/25	bk216	3	245	279	210	734	743	2218	9	246.44	-	247.33	=	-0.89	289	802	292	811
4	09/23/25	246	0	253	258	225	736	736	2954	12	246.17	-	246.44	=	-0.28	289	802	292	811
5	09/30/25	246	0	200	231	198	629	629	3583	15	238.87	-	246.17	=	-7.30	289	802	292	811
6	10/14/25	238	0	a238	a238	a238	714	714	3583	15	238.87	-	238.87	=	0.00	289	802	292	811
7	10/21/25	238	0	180	201	258	639	639	4222	18	234.56	-	238.87	=	-4.31	289	802	292	811
8	10/28/25	234	0	a234	a234	a234	702	702	4222	18	234.56	-	234.56	=	0.00	289	802	292	811
9	11/04/25	234	0	a234	a234	a234	702	702	4222	18	234.56	-	234.56	=	0.00	289	802	292	811
10	11/11/25	234	0	189	278	181	648	648	4870	21	231.90	-	234.56	=	-2.65	289	802	292	811
11	11/18/25	231	0	216	180	212	608	608	5478	24	228.25	-	231.90	=	-3.65	289	802	292	811
12	11/25/25	228	0	191	207	244	642	642	6120	27	226.67	-	228.25	=	-1.58	289	802	292	811
13	12/02/25	226	0	215	223	184	622	622	6742	30	224.73	-	226.67	=	-1.93	289	802	292	811

<100

100's

125's

150's

7

175's

9

200's

225's

6

250's

5

275's

3

300's

<400

400's

450's

500's

550's

600's

6

650's

1

700's

2

750's

800's

1

Avg of Game 1

215.50

Avg of Game 2

235.00

Avg of Game 3

223.70

High game of 289 on week 1

Low game of 180 on week 7

High series of 802 on week 1

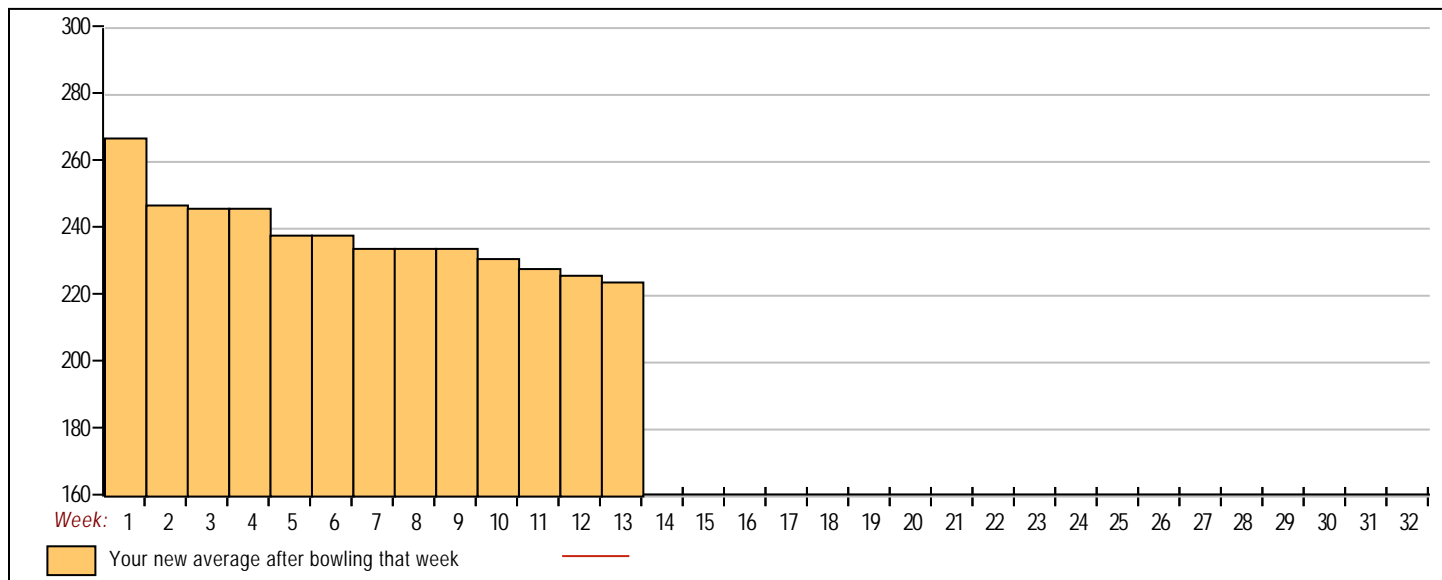
Low series of 608 on week 11

High average of 267.33 after bowling week 1

Low average of 224.73 after bowling week 13

High Scores by Game

Game #1: 258 on week 1 Game #2: 279 on week 3 Game #3: 289 on week 1



Note: This report includes information through December 2 which is Week 13 of 32

Kevin Zhou's Bowling Record - Team 15: Team 15

Week No.	Bowling Date	Old Avg	Old HDCP	-1-	-2-	-3-	Total	HDCP Total	Pins	Gms	---Average Change---			High Game	High Sers	HDCP Game	HDCP Sers
											New	Old	---> +/-				
1	09/02/25	bk197	0				0	0	0	0	-	0.00	= 0.00	0	0		
2	09/09/25	bk197	0				0	0	0	0	-	0.00	= 0.00	0	0		
3	09/16/25	bk197	0				0	0	0	0	-	0.00	= 0.00	0	0		
4	09/23/25	bk197	0				0	0	0	0	-	0.00	= 0.00	0	0		
5	09/30/25	bk197	0				0	0	0	0	-	0.00	= 0.00	0	0		
6	10/14/25	bk197	0				0	0	0	0	-	0.00	= 0.00	0	0		
7	10/21/25	bk197	0				0	0	0	0	-	0.00	= 0.00	0	0		
8	10/28/25	bk197	0				0	0	0	0	-	0.00	= 0.00	0	0		
9	11/04/25	bk197	0				0	0	0	0	-	0.00	= 0.00	0	0		
10	11/11/25	bk197	0				0	0	0	0	-	0.00	= 0.00	0	0		
11	11/18/25	bk197	0				0	0	0	0	-	0.00	= 0.00	0	0		
12	11/25/25	bk197	0				0	0	0	0	-	0.00	= 0.00	0	0		
13	12/02/25	bk197	18				0	0	0	0	-	0.00	= 0.00	0	0		

<100100's125's150's175's200's225's250's275's300's

<400400's450's500's550's600's650's700's750's800's

Avg of Game 1Avg of Game 2Avg of Game 3

High game of 0 on week 0

Low game of 0 on week 0

High series of 0 on week 0

Low series of 0 on week 0

High average of 0.00 after bowling week 13

Low average of 0.00 after bowling week 13

High Scores by Game

Game #1: 0 on week 0Game #2: 0 on week 0Game #3: 0 on week 0

