

Note: This report includes information through September 30 which is Week 5 of 32

Phu Hy's Bowling Record - Team 6: Just Bowling #4

Week No.	Bowling Date	Old Avg	Old HDCP						HDCP		---Average Change---				High Game	High Sers	HDCP Game	HDCP Sers	
				-1-	-2-	-3-	Total	Total	Pins	Gms	New	Old	---> +/-						
1	09/02/25	bk195	20	245	179	226	650	710	650	3	216.67	-	0.00	=	216.67	245	650	265	710
2	09/09/25	bk195	20	225	158	214	597	657	1247	6	207.83	-	216.67	=	-8.83	245	650	265	710
3	09/16/25	bk195	20	198	168	168	534	594	1781	9	197.89	-	207.83	=	-9.94	245	650	265	710
4	09/23/25	197	18	179	224	192	595	649	2376	12	198.00	-	197.89	=	0.11	245	650	265	710
5	09/30/25	198	17	176	206	159	541	592	2917	15	194.47	-	198.00	=	-3.53	245	650	265	710

<100	100's	125's	150's	175's	200's	225's	250's	275's	300's
			4	5	3	3			
<400	400's	450's	500's	550's	600's	650's	700's	750's	800's
			2	2		1			

Avg of Game 1	Avg of Game 2	Avg of Game 3
204.60	187.00	191.80

High game of 245 on week 1

Low game of 158 on week 2

High series of 650 on week 1

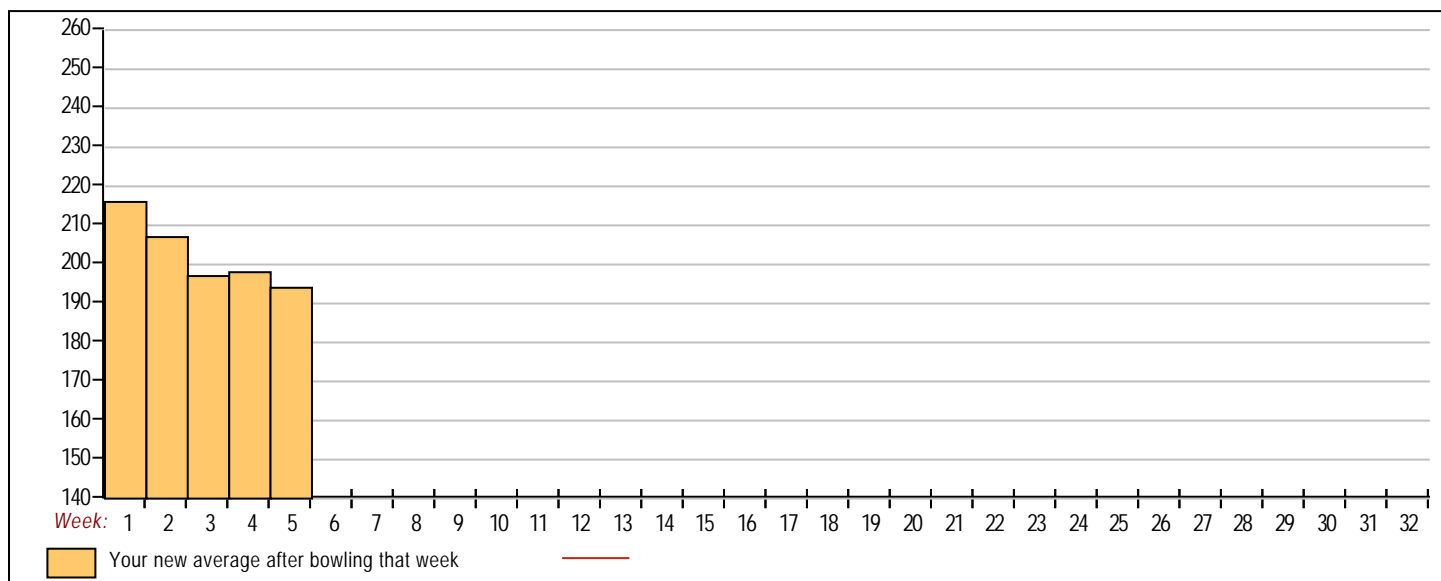
Low series of 534 on week 3

High average of 216.67 after bowling week 1

Low average of 194.47 after bowling week 5

High Scores by Game

Game #1: 245 on week 1 Game #2: 224 on week 4 Game #3: 226 on week 1



Note: This report includes information through September 30 which is Week 5 of 32

Joey Himuro's Bowling Record - Team 6: Just Bowling #4

Week	Bowling	Old	Old						HDCP		---Average Change---				High	High	HDCP	HDCP	
No.	Date	Avg	HDCP	-1-	-2-	-3-	Total	Total	Pins	Gms	New - Old ----> +/-				Game	Sers	Game	Sers	
5	09/30/25	bk191	23	170	221	152	543	612	543	3	181.00	-	0.00	=	181.00	221	543	244	612

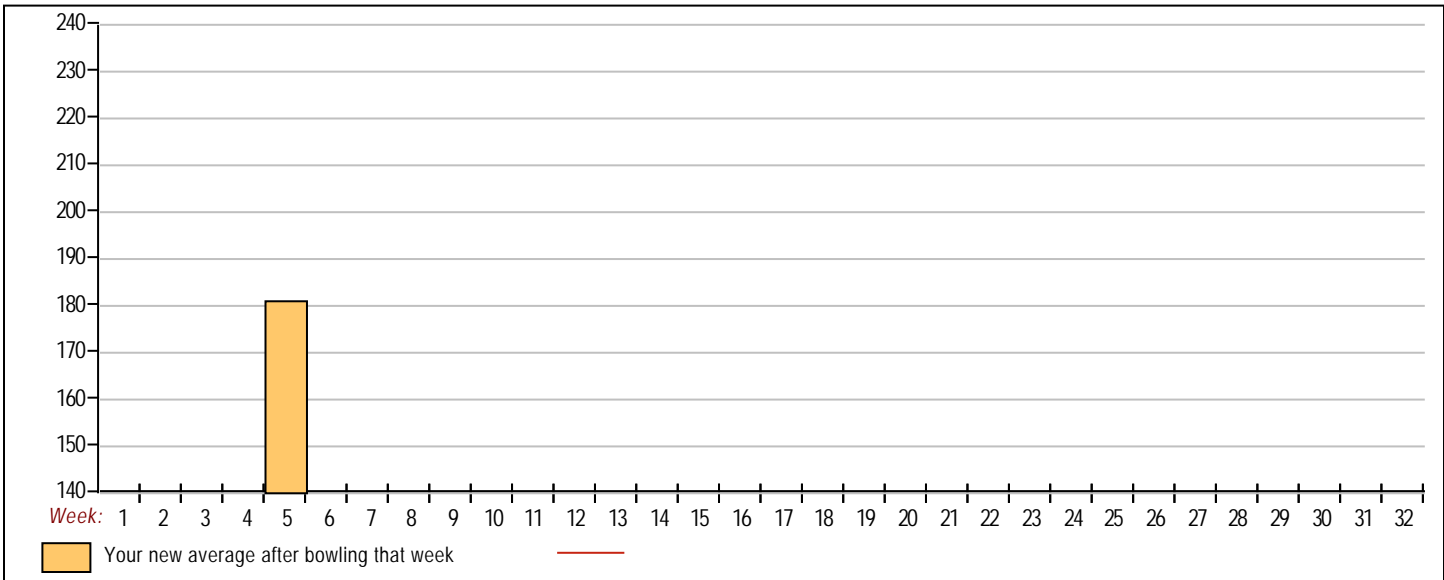


<100	100's	125's	150's	175's	200's	225's	250's	275's	300's
			2		1				
<400	400's	450's	500's	550's	600's	650's	700's	750's	800's
			1						

Avg of Game 1	Avg of Game 2	Avg of Game 3
170.00	221.00	152.00

High game of 221 on week 5 High series of 543 on week 5 High average of 181.00 after bowling week 5
Low game of 152 on week 5 Low series of 543 on week 5 Low average of 181.00 after bowling week 5

High Scores by Game
Game #1: 170 on week 5 Game #2: 221 on week 5 Game #3: 152 on week 5



Chinese Bowling Club

Classic Bowling Center

Note: This report includes information through September 30 which is Week 5 of 32

David Hy's Bowling Record - Team 6: Just Bowling #4

Week No.	Bowling Date	Old Avg	Old HDCP						HDCP		---Average Change---				High Game	High Sers	HDCP Game	HDCP Sers	
				-1-	-2-	-3-	Total	Total	Pins	Gms	New - Old	--->	+/-						
1	09/02/25	bk203	13	179	197	156	532	571	532	3	177.33	-	0.00	=	177.33	197	532	210	571
2	09/09/25	bk203	13	158	161	183	502	541	1034	6	172.33	-	177.33	=	-5.00	197	532	210	571
3	09/16/25	bk203	13	182	213	153	548	587	1582	9	175.78	-	172.33	=	3.44	213	548	226	587
4	09/23/25	193	21	210	209	205	624	687	2206	12	183.83	-	175.78	=	8.06	213	624	231	687
5	09/30/25	193	21	190	202	176	568	631	2774	15	184.93	-	183.83	=	1.10	213	624	231	687

<u><100</u>	<u>100's</u>	<u>125's</u>	<u>150's</u>	<u>175's</u>	<u>200's</u>	<u>225's</u>	<u>250's</u>	<u>275's</u>	<u>300's</u>
			4	6	5				
<u><400</u>	<u>400's</u>	<u>450's</u>	<u>500's</u>	<u>550's</u>	<u>600's</u>	<u>650's</u>	<u>700's</u>	<u>750's</u>	<u>800's</u>
			3	1	1				

<u>Avg of Game 1</u>	<u>Avg of Game 2</u>	<u>Avg of Game 3</u>
183.80	196.40	174.60

High game of 213 on week 3

Low game of 153 on week 3

High series of 624 on week 4

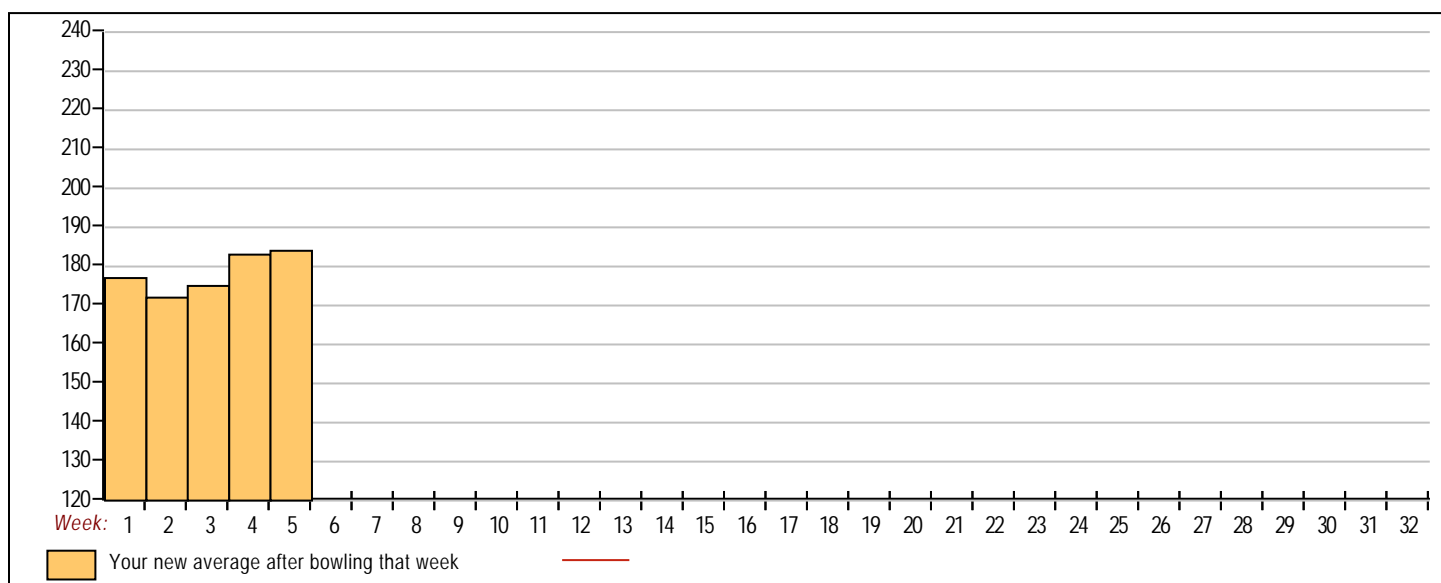
Low series of 502 on week 2

High average of 184.93 after bowling week 5

Low average of 172.33 after bowling week 2

High Scores by Game

Game #1: 210 on week 4 Game #2: 213 on week 3 Game #3: 205 on week 4



Note: This report includes information through September 30 which is Week 5 of 32

Valery Truong's Bowling Record - Team 6: Just Bowling #4

Week No.	Bowling Date	Old Avg	Old HDCP	-1-	-2-	-3-	Total	HDCP Total	Pins	Gms	---Average Change---				High Game	High Sers	HDCP Game	HDCP Sers
											New	Old	---> +/-					
1	09/02/25	bk165	0				0	0	0	0	-	0.00	= 0.00	0	0			
2	09/09/25	bk165	44	189	222	147	558	690	558	3	186.00	-	0.00	= 186.00	222	558	266	690
3	09/16/25	bk165	44	169	212	183	564	696	1122	6	187.00	-	186.00	= 1.00	222	564	266	696
4	09/23/25	bk165	44	176	151	180	507	639	1629	9	181.00	-	187.00	= -6.00	222	564	266	696
5	09/30/25	181	31				0	0	1629	9	181.00	-	181.00	= 0.00	222	564	266	696

<100	100's	125's	150's	175's	200's	225's	250's	275's	300's
		1	2	4	2				
<400	400's	450's	500's	550's	600's	650's	700's	750's	800's
			1	2					

Avg of Game 1	Avg of Game 2	Avg of Game 3
178.00	195.00	170.00

High game of 222 on week 2
Low game of 147 on week 2

High series of 564 on week 3
Low series of 507 on week 4

High average of 187.00 after bowling week 3
Low average of 181.00 after bowling week 4

High Scores by Game

Game #1: 189 on week 2 Game #2: 222 on week 2 Game #3: 183 on week 3

