

Note: This report includes information through September 30 which is Week 5 of 32

Chris Toy's Bowling Record - Team 33: Team 33

Week No.	Bowling Date	Old Avg	Old HDCP	-1-	-2-	-3-	Total	HDCP Total	Pins	Gms	---Average Change---				High Game	High Sers	HDCP Game	HDCP Sers	
											New	Old	---	+/-					
1	09/02/25	bk209	8	234	174	145	553	577	553	3	184.33	-	0.00	=	184.33	234	553	242	577
2	09/09/25	bk209	8	a209	a209	a209	627	651	553	3	184.33	-	184.33	=	0.00	234	553	242	577
3	09/16/25	bk209	8	196	223	255	674	698	1227	6	204.50	-	184.33	=	20.17	255	674	263	698
4	09/23/25	bk209	8	189	218	184	591	615	1818	9	202.00	-	204.50	=	-2.50	255	674	263	698
5	09/30/25	202	14	214	236	210	660	702	2478	12	206.50	-	202.00	=	4.50	255	674	263	702

<100	100's	125's	150's	175's	200's	225's	250's	275's	300's
		1	1	3	4	2	1		
<400	400's	450's	500's	550's	600's	650's	700's	750's	800's
				2		2			

Avg of Game 1	Avg of Game 2	Avg of Game 3
208.25	212.75	198.50

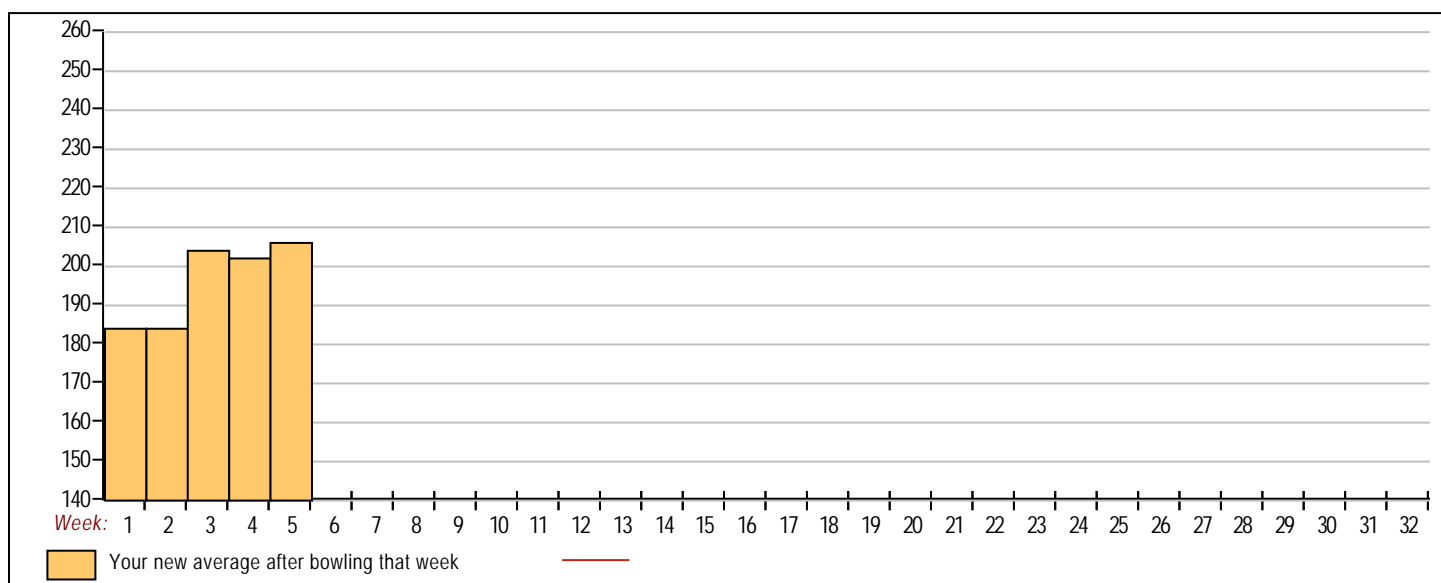
High game of 255 on week 3
Low game of 145 on week 1

High series of 674 on week 3
Low series of 553 on week 1

High average of 206.50 after bowling week 5
Low average of 184.33 after bowling week 1

High Scores by Game

Game #1: 234 on week 1 Game #2: 236 on week 5 Game #3: 255 on week 3



Note: This report includes information through September 30 which is Week 5 of 32

Thomas Toy's Bowling Record - Team 33: Team 33

Week No.	Bowling Date	Old Avg	Old HDCP	-1-	-2-	-3-	Total	HDCP Total	Pins	Gms	---Average Change---				High Game	High Sers	HDCP Game	HDCP Sers	
											New - Old ---> +/-								
1	09/02/25	bk190	24	184	182	179	545	617	545	3	181.67	-	0.00	=	181.67	184	545	208	617
2	09/09/25	bk190	24	225	194	155	574	646	1119	6	186.50	-	181.67	=	4.83	225	574	249	646
3	09/16/25	bk190	24	163	170	223	556	628	1675	9	186.11	-	186.50	=	-0.39	225	574	249	646
4	09/23/25	186	27	196	206	244	646	727	2321	12	193.42	-	186.11	=	7.31	244	646	271	727
5	09/30/25	193	21	169	214	163	546	609	2867	15	191.13	-	193.42	=	-2.28	244	646	271	727

<u><100</u>	<u>100's</u>	<u>125's</u>	<u>150's</u>	<u>175's</u>	<u>200's</u>	<u>225's</u>	<u>250's</u>	<u>275's</u>	<u>300's</u>
			5	5	3	2			
<u><400</u>	<u>400's</u>	<u>450's</u>	<u>500's</u>	<u>550's</u>	<u>600's</u>	<u>650's</u>	<u>700's</u>	<u>750's</u>	<u>800's</u>
			2	2	1				

<u>Avg of Game 1</u>	<u>Avg of Game 2</u>	<u>Avg of Game 3</u>
187.40	193.20	192.80

High game of 244 on week 4

Low game of 155 on week 2

High series of 646 on week 4

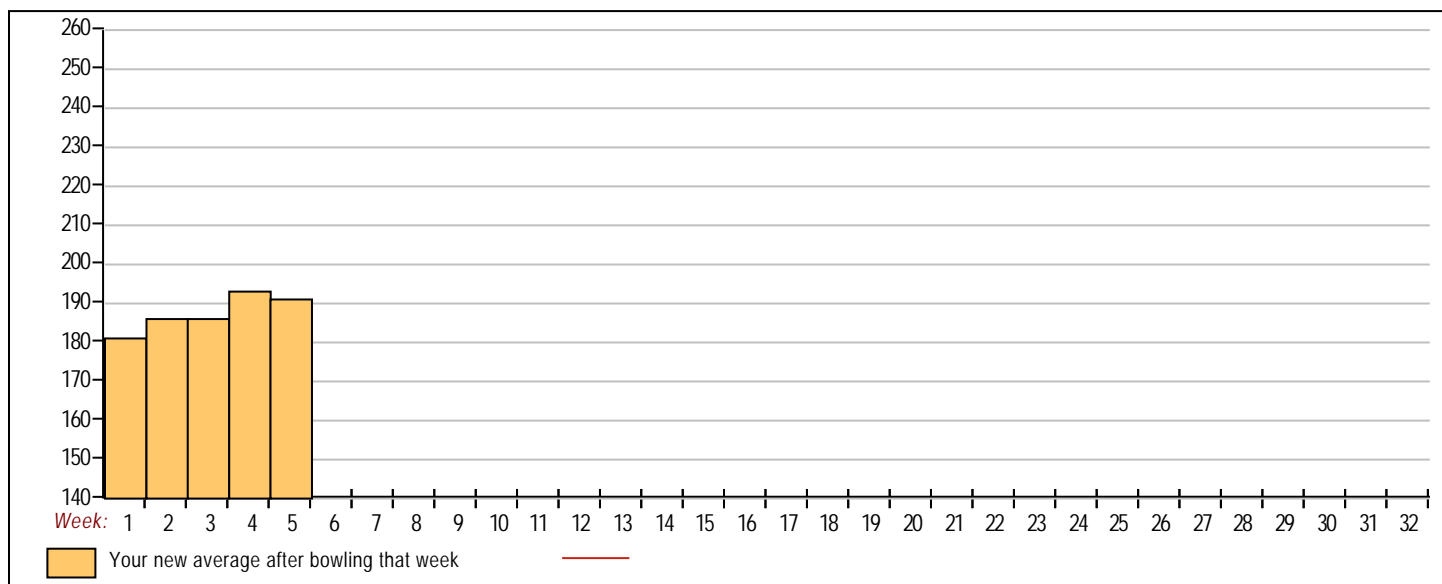
Low series of 545 on week 1

High average of 193.42 after bowling week 4

Low average of 181.67 after bowling week 1

High Scores by Game

Game #1: 225 on week 2 Game #2: 214 on week 5 Game #3: 244 on week 4



Note: This report includes information through September 30 which is Week 5 of 32

Frank Toy's Bowling Record - Team 33: Team 33

Week No.	Bowling Date	Old Avg	Old HDCP	-1-	-2-	-3-	Total	HDCP Total	Pins	Gms	---Average Change---				High Game	High Sers	HDCP Game	HDCP Sers	
											New - Old ---> +/-								
1	09/02/25	bk206	11	188	195	179	562	595	562	3	187.33	-	0.00	=	187.33	195	562	206	595
2	09/09/25	bk206	11	185	180	237	602	635	1164	6	194.00	-	187.33	=	6.67	237	602	248	635
3	09/16/25	bk206	11	226	227	173	626	659	1790	9	198.89	-	194.00	=	4.89	237	626	248	659
4	09/23/25	198	17	194	230	255	679	730	2469	12	205.75	-	198.89	=	6.86	255	679	272	730
5	09/30/25	205	12	238	216	253	707	743	3176	15	211.73	-	205.75	=	5.98	255	707	272	743

<100	100's	125's	150's	175's	200's	225's	250's	275's	300's
			1	6	1	5	2		
<400	400's	450's	500's	550's	600's	650's	700's	750's	800's
				1	2	1	1		

Avg of Game 1	Avg of Game 2	Avg of Game 3
206.20	209.60	219.40

High game of 255 on week 4

Low game of 173 on week 3

High series of 707 on week 5

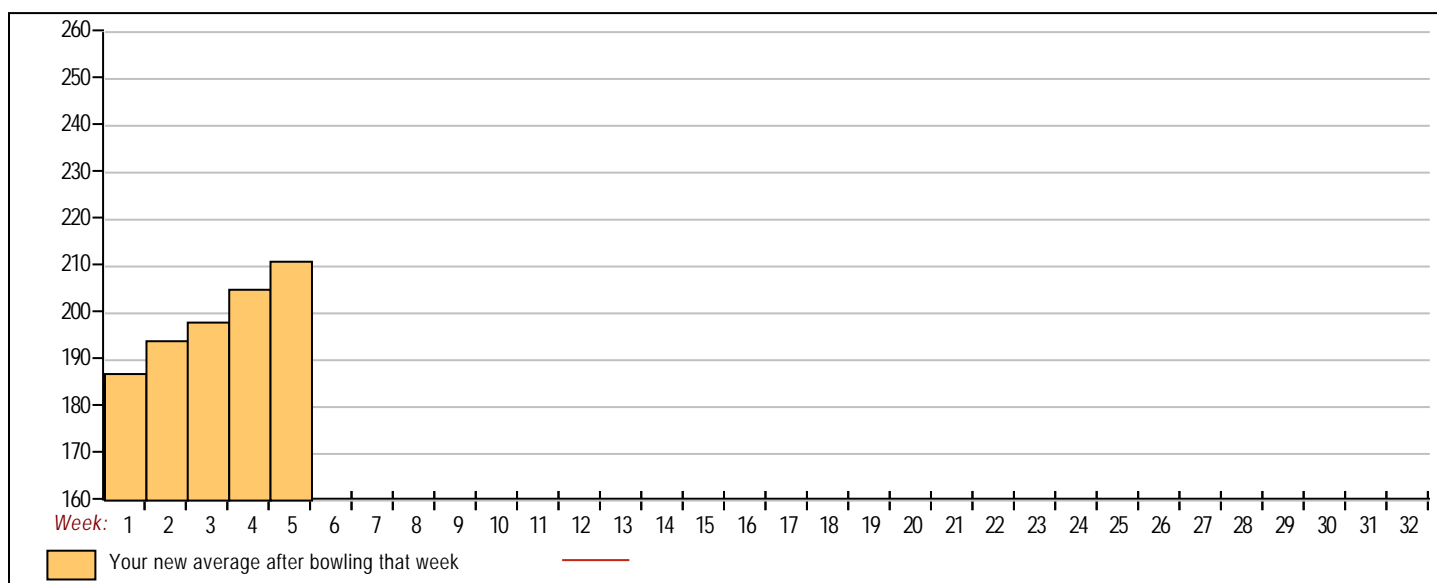
Low series of 562 on week 1

High average of 211.73 after bowling week 5

Low average of 187.33 after bowling week 1

High Scores by Game

Game #1: 238 on week 5 Game #2: 230 on week 4 Game #3: 255 on week 4



Note: This report includes information through September 30 which is Week 5 of 32

Ming Chen's Bowling Record - Team 33: Team 33

Week	Bowling	Old	Old					HDCP					---Average Change---			High	High	HDCP	HDCP
No.	Date	Avg	HDCP	-1-	-2-	-3-	Total	Total	Pins	Gms	New - Old ---> +/-			Game	Sers	Game	Sers		
1	09/02/25	bk195	0				0	0	0	0	-	0.00	=	0.00	0	0			
2	09/09/25	bk195	0				0	0	0	0	-	0.00	=	0.00	0	0			
3	09/16/25	bk195	0				0	0	0	0	-	0.00	=	0.00	0	0			
4	09/23/25	bk195	0				0	0	0	0	-	0.00	=	0.00	0	0			
5	09/30/25	bk195	20				0	0	0	0	-	0.00	=	0.00	0	0			



- <100

100's

125's

150's

175's

200's

225's

250's

275's

300's
- <400

400's

450's

500's

550's

600's

650's

700's

750's

800's

Avg of Game 1

Avg of Game 2

Avg of Game 3

High game of 0 on week 0

High series of 0 on week 0

High average of 0.00 after bowling week 5

Low game of 0 on week 0

Low series of 0 on week 0

Low average of 0.00 after bowling week 5

High Scores by Game

Game #1: 0 on week 0 Game #2: 0 on week 0 Game #3: 0 on week 0

