

Note: This report includes information through September 30 which is Week 5 of 32

**Nelson Tu's Bowling Record - Team 32: Tu Bros**

Week No.	Bowling Date	Old Avg	Old HDCP	-1-	-2-	-3-	Total	HDCP Total	Pins	Gms	---Average Change---				High Game	High Sers	HDCP Game	HDCP Sers
											New	Old	---> +/-					
1	09/02/25	bk142	62	169	221	156	546	732	546	3	182.00	-	0.00	= 182.00	221	546	283	732
2	09/09/25	bk142	62	190	81	127	398	584	944	6	157.33	-	182.00	= -24.67	221	546	283	732
3	09/16/25	bk142	62	137	157	164	458	644	1402	9	155.78	-	157.33	= -1.56	221	546	283	732
4	09/23/25	155	52	169	162	164	495	651	1897	12	158.08	-	155.78	= 2.31	221	546	283	732
5	09/30/25	158	49	168	153	232	553	700	2450	15	163.33	-	158.08	= 5.25	232	553	283	732

<u>&lt;100</u>	<u>100's</u>	<u>125's</u>	<u>150's</u>	<u>175's</u>	<u>200's</u>	<u>225's</u>	<u>250's</u>	<u>275's</u>	<u>300's</u>
1		2	9	1	1	1			
<u>&lt;400</u>	<u>400's</u>	<u>450's</u>	<u>500's</u>	<u>550's</u>	<u>600's</u>	<u>650's</u>	<u>700's</u>	<u>750's</u>	<u>800's</u>
1		2	1	1					

<u>Avg of Game 1</u>	<u>Avg of Game 2</u>	<u>Avg of Game 3</u>
166.60	154.80	168.60

High game of 232 on week 5

Low game of 81 on week 2

High series of 553 on week 5

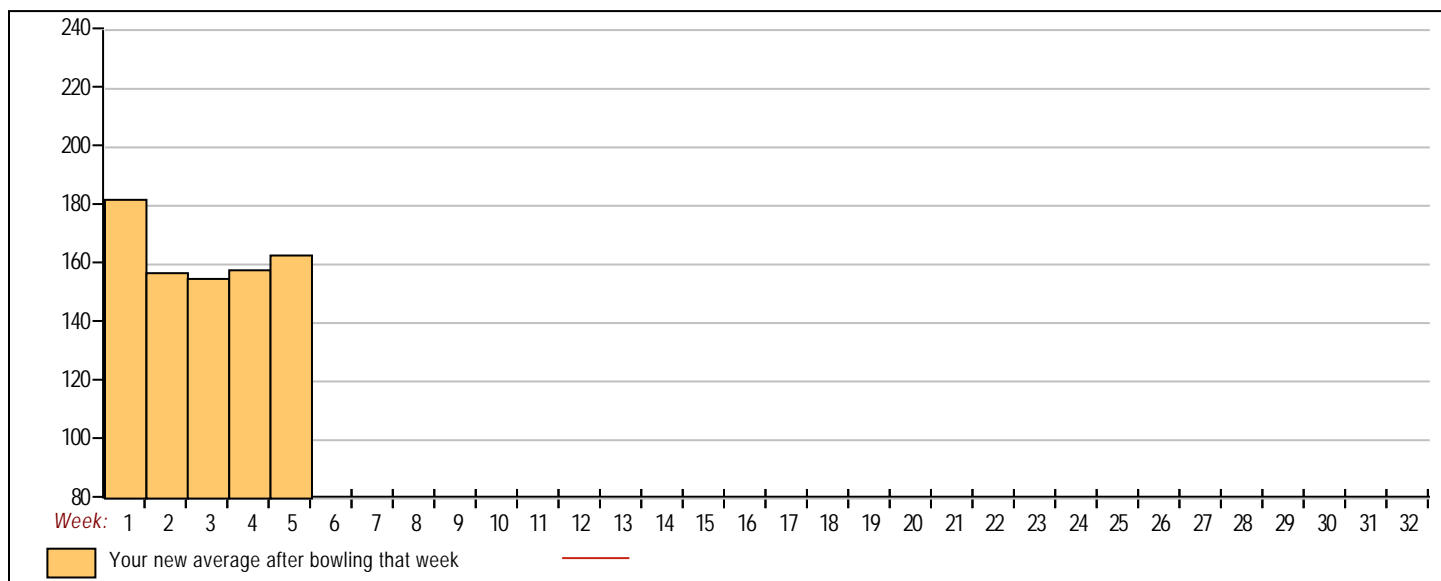
Low series of 398 on week 2

High average of 182.00 after bowling week 1

Low average of 155.78 after bowling week 3

## High Scores by Game

Game #1: 190 on week 2 Game #2: 221 on week 1 Game #3: 232 on week 5



Note: This report includes information through September 30 which is Week 5 of 32

John Tu's Bowling Record - Team 32: Tu Bros

Week No.	Bowling Date	Old Avg	Old HDCP						HDCP		---Average Change---				High Game	High Sers	HDCP Game	HDCP Sers	
				-1-	-2-	-3-	Total	Total	Pins	Gms	New - Old ----> +/-								
1	09/02/25	bk183	29	172	225	210	607	694	607	3	202.33	-	0.00	=	202.33	225	607	254	694
2	09/09/25	bk183	29	183	196	211	590	677	1197	6	199.50	-	202.33	=	-2.83	225	607	254	694
3	09/16/25	bk183	29	164	198	186	548	635	1745	9	193.89	-	199.50	=	-5.61	225	607	254	694
4	09/23/25	193	21	186	171	197	554	617	2299	12	191.58	-	193.89	=	-2.31	225	607	254	694
5	09/30/25	191	23	202	191	207	600	669	2899	15	193.27	-	191.58	=	1.68	225	607	254	694

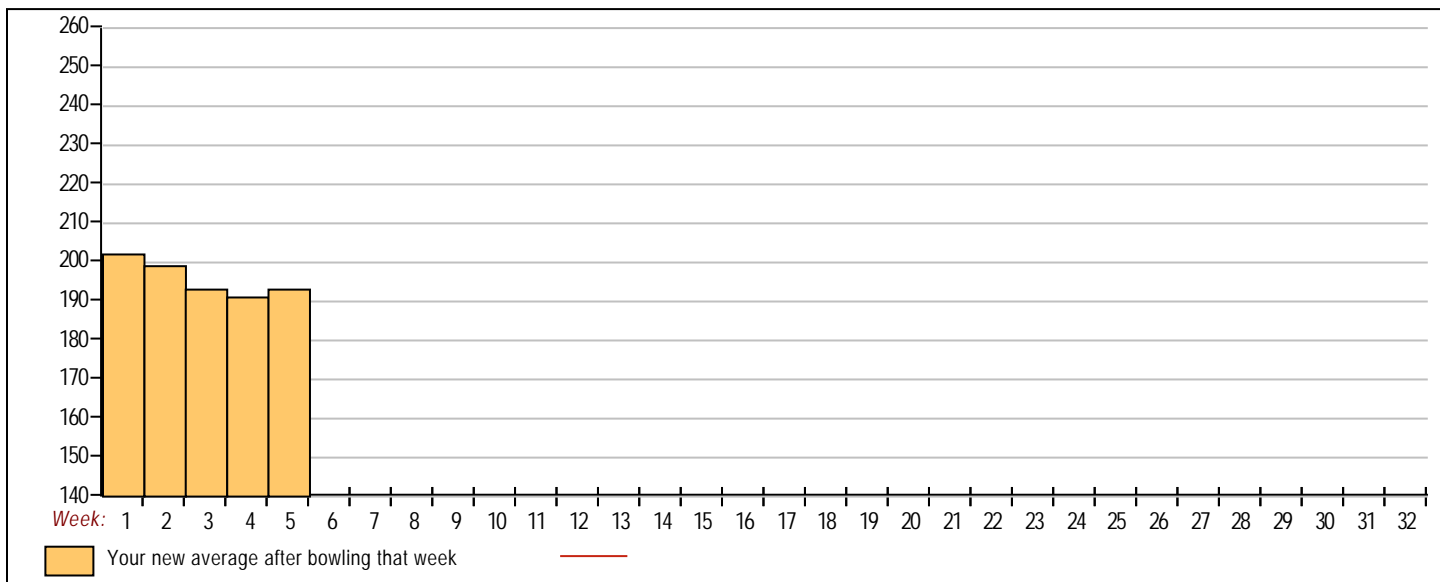
<100	100's	125's	150's	175's	200's	225's	250's	275's	300's
			3	7	4	1			
<400	400's	450's	500's	550's	600's	650's	700's	750's	800's
			1	2	2				

Avg of Game 1	Avg of Game 2	Avg of Game 3
181.40	196.20	202.20

High game of 225 on week 1      High series of 607 on week 1      High average of 202.33 after bowling week 1  
Low game of 164 on week 3      Low series of 548 on week 3      Low average of 191.58 after bowling week 4

High Scores by Game

Game #1: 202 on week 5    Game #2: 225 on week 1    Game #3: 211 on week 2



Note: This report includes information through September 30 which is Week 5 of 32

## Vincent Tu's Bowling Record - Team 32: Tu Bros

Week No.	Bowling Date	Old Avg	Old HDCP						HDCP		---Average Change---				High Game	High Sers	HDCP Game	HDCP Sers	
				-1-	-2-	-3-	Total	Total	Pins	Gms	New	Old	---> +/-						
1	09/02/25	bk194	20	241	191	166	598	658	598	3	199.33	-	0.00	=	199.33	241	598	261	658
2	09/09/25	bk194	20	145	198	136	479	539	1077	6	179.50	-	199.33	=	-19.83	241	598	261	658
3	09/16/25	bk194	20	235	219	222	676	736	1753	9	194.78	-	179.50	=	15.28	241	676	261	736
4	09/23/25	194	20	194	198	196	588	648	2341	12	195.08	-	194.78	=	0.31	241	676	261	736
5	09/30/25	195	20	194	179	192	565	625	2906	15	193.73	-	195.08	=	-1.35	241	676	261	736

<100	100's	125's	150's	175's	200's	225's	250's	275's	300's
		2	1	8	2	2			
<400	400's	450's	500's	550's	600's	650's	700's	750's	800's
		1		3		1			

Avg of Game 1	Avg of Game 2	Avg of Game 3
201.80	197.00	182.40

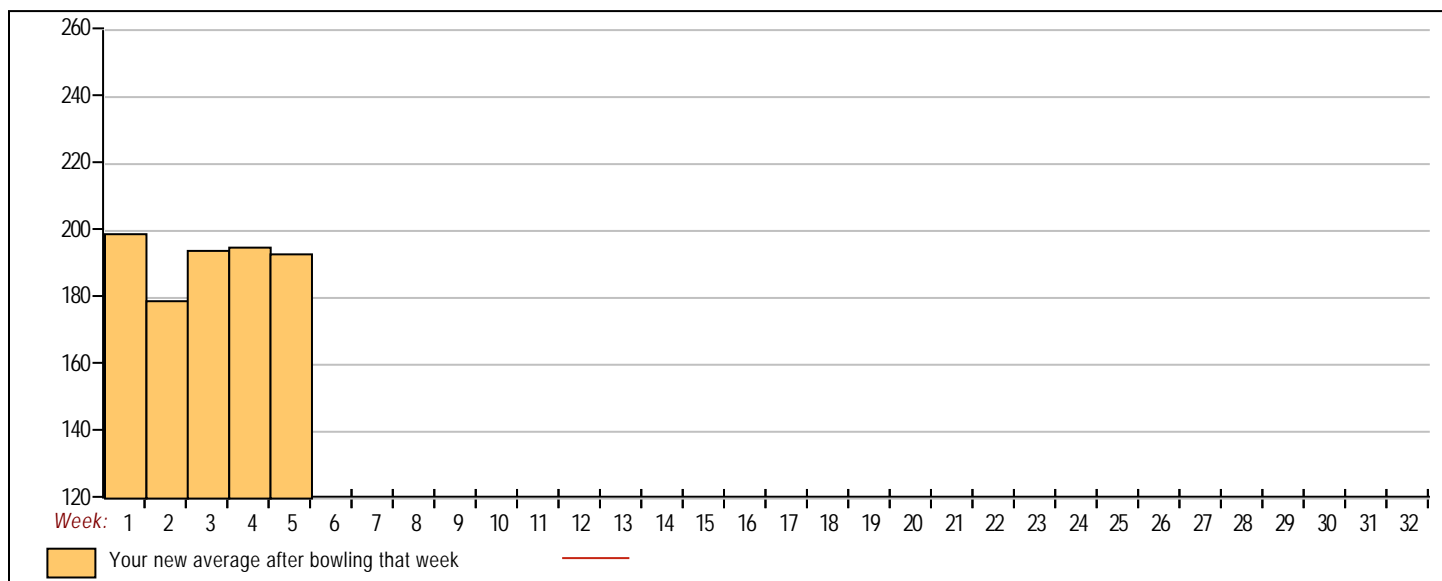
High game of 241 on week 1  
Low game of 136 on week 2

High series of 676 on week 3  
Low series of 479 on week 2

High average of 199.33 after bowling week 1  
Low average of 179.50 after bowling week 2

## High Scores by Game

Game #1: 241 on week 1 Game #2: 219 on week 3 Game #3: 222 on week 3



Note: This report includes information through September 30 which is Week 5 of 32

Richard Hernandez's Bowling Record - Team 32: Tu Bros

Week No.	Bowling Date	Old Avg	Old HDCP	-1-	-2-	-3-	Total	HDCP Total	Pins	Gms	---Average Change---				High Game	High Sers	HDCP Game	HDCP Sers
											New - Old	---	+/-					
1	09/02/25	0	0				0	0	0	0	-	0.00	=	0.00	0	0		
2	09/09/25	0	0				0	0	0	0	-	0.00	=	0.00	0	0		
3	09/16/25	0	0				0	0	0	0	-	0.00	=	0.00	0	0		
4	09/23/25	0	0				0	0	0	0	-	0.00	=	0.00	0	0		
5	09/30/25	0	0				0	0	0	0	-	0.00	=	0.00	0	0		

<100   100's   125's   150's   175's   200's   225's   250's   275's   300's  
<400   400's   450's   500's   550's   600's   650's   700's   750's   800's

Avg of Game 1   Avg of Game 2   Avg of Game 3  
 ---   ---   ---

High game of 0 on week 0  
 Low game of 0 on week 0

High series of 0 on week 0  
 Low series of 0 on week 0

High average of 0.00 after bowling week 5  
 Low average of 0.00 after bowling week 5

High Scores by Game

Game #1: 0 on week 0 Game #2: 0 on week 0 Game #3: 0 on week 0

