

Chinese Bowling Club

Classic Bowling Center

Note: This report includes information through September 30 which is Week 5 of 32

Russell Yeager (LH)'s Bowling Record - Team 29: Team 29

Week No.	Bowling Date	Old Avg	Old HDCP	-1-	-2-	-3-	Total	HDCP Total	Pins	Gms	---Average Change---			High Game	High Sers	HDCP Game	HDCP Sers
											New	Old	---> +/-				
1	09/02/25	156	51	167	128	175	470	623	470	3	156.67	-	0.00	=	156.67	175	470
2	09/09/25	169	40	142	192	212	546	666	1016	6	169.33	-	156.67	=	12.67	212	546
3	09/16/25	169	0				0	0	1016	6	169.33	-	169.33	=	0.00	212	546
4	09/23/25	169	0				0	0	1016	6	169.33	-	169.33	=	0.00	212	546
5	09/30/25	170	40	195	162	162	519	639	1535	9	170.56	-	169.33	=	1.22	212	546

<100	100's	125's	150's	175's	200's	225's	250's	275's	300's
		2	3	3	1				
<400	400's	450's	500's	550's	600's	650's	700's	750's	800's
		1	2						

Avg of Game 1	Avg of Game 2	Avg of Game 3
168.00	160.67	183.00

High game of 212 on week 2

Low game of 128 on week 1

High series of 546 on week 2

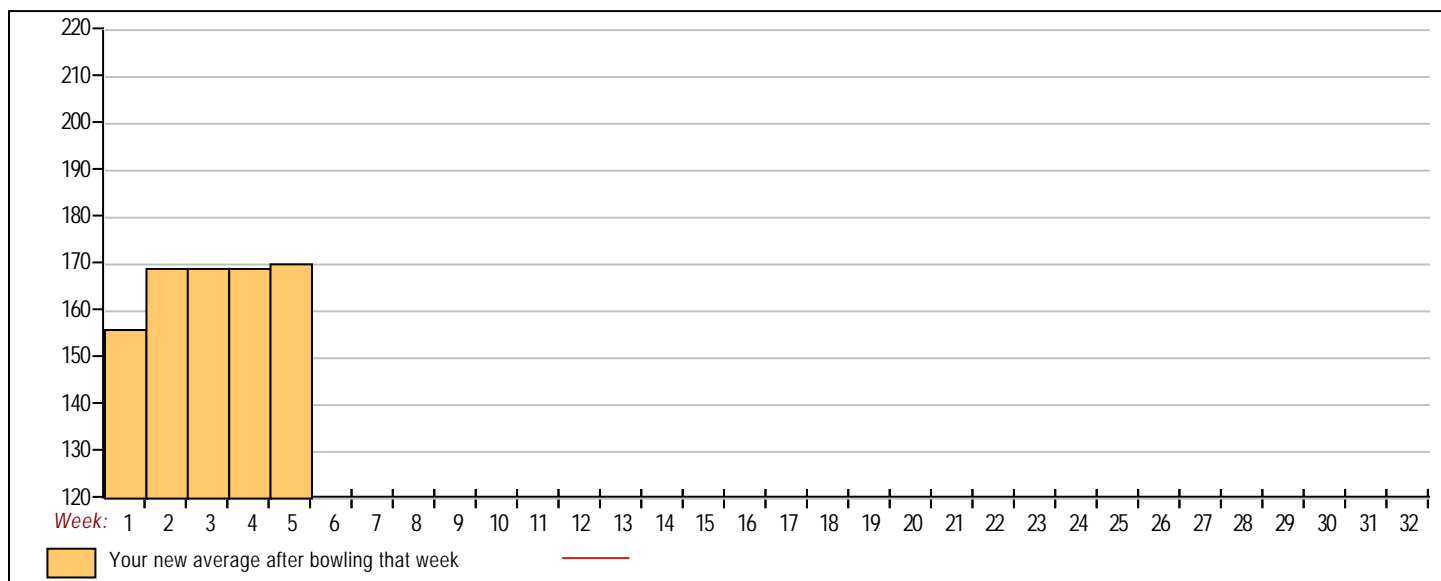
Low series of 470 on week 1

High average of 170.56 after bowling week 5

Low average of 156.67 after bowling week 1

High Scores by Game

Game #1: 195 on week 5 Game #2: 192 on week 2 Game #3: 212 on week 2



Note: This report includes information through September 30 which is Week 5 of 32

Mitchell Hong's Bowling Record - Team 29: Team 29

Week No.	Bowling Date	Old Avg	Old HDCP	-1-	-2-	-3-	Total	HDCP Total	Pins	Gms	---Average Change---				High Game	High Sers	HDCP Game	HDCP Sers
											New	Old	---> +/-					
1	09/02/25	bk171	39	201	141	132	474	591	474	3	158.00	-	0.00	= 158.00	201	474	240	591
2	09/09/25	bk171	0				0	0	474	3	158.00	-	158.00	= 0.00	201	474	240	591
3	09/16/25	bk171	0				0	0	474	3	158.00	-	158.00	= 0.00	201	474	240	591
4	09/23/25	bk171	39	168	148	201	517	634	991	6	165.17	-	158.00	= 7.17	201	517	240	634
5	09/30/25	bk171	39	148	157	133	438	555	1429	9	158.78	-	165.17	= -6.39	201	517	240	634

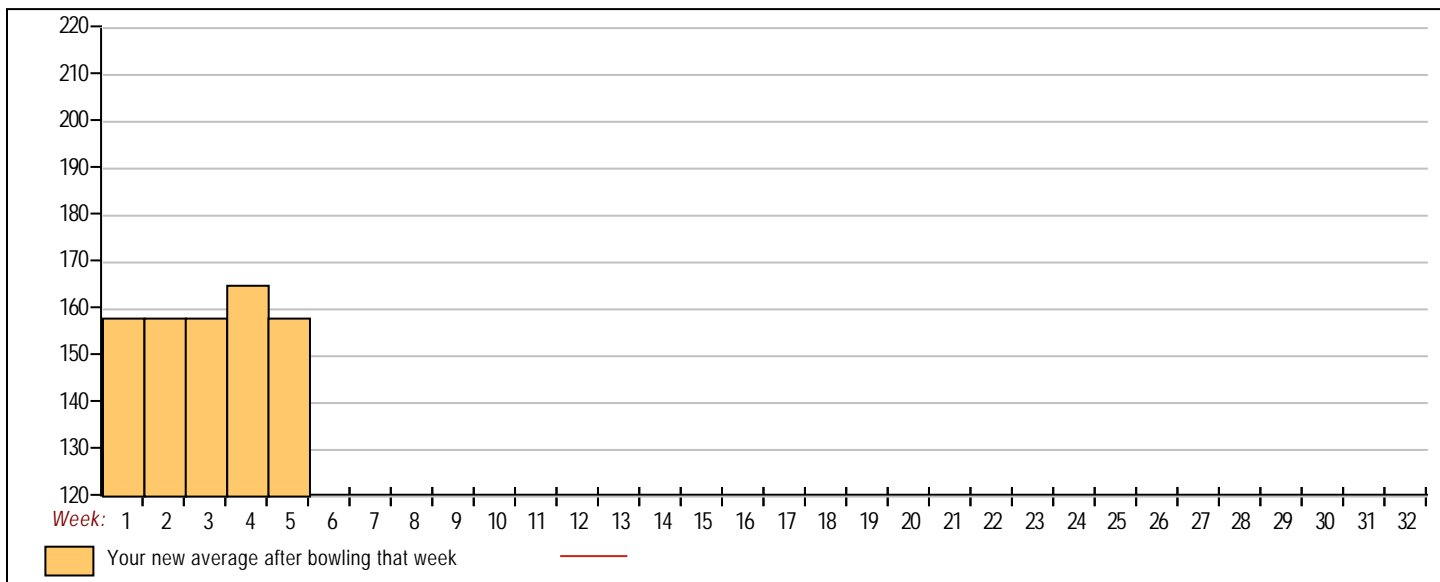
<100	100's	125's	150's	175's	200's	225's	250's	275's	300's
		5	2		2				
<400	400's	450's	500's	550's	600's	650's	700's	750's	800's
	1	1	1						

Avg of Game 1	Avg of Game 2	Avg of Game 3
172.33	148.67	155.33

High game of 201 on week 1 High series of 517 on week 4 High average of 165.17 after bowling week 4
Low game of 132 on week 1 Low series of 438 on week 5 Low average of 158.00 after bowling week 1

High Scores by Game

Game #1: 201 on week 1 Game #2: 157 on week 5 Game #3: 201 on week 4



Chinese Bowling Club

Classic Bowling Center

Note: This report includes information through September 30 which is Week 5 of 32

Octavio Salazar's Bowling Record - Team 29: Team 29

Week No.	Bowling Date	Old Avg	Old HDCP	-1-	-2-	-3-	Total	HDCP Total	Pins	Gms	---Average Change---				High Game	High Sers	HDCP Game	HDCP Sers	
											New - Old ---> +/-								
1	09/02/25	bk202	14	176	171	218	565	607	565	3	188.33	-	0.00	=	188.33	218	565	232	607
2	09/09/25	bk202	14	211	212	162	585	627	1150	6	191.67	-	188.33	=	3.33	218	585	232	627
3	09/16/25	bk202	14	222	213	257	692	734	1842	9	204.67	-	191.67	=	13.00	257	692	271	734
4	09/23/25	204	12	171	217	204	592	628	2434	12	202.83	-	204.67	=	-1.83	257	692	271	734
5	09/30/25	202	14	227	213	215	655	697	3089	15	205.93	-	202.83	=	3.10	257	692	271	734

<u><100</u>	<u>100's</u>	<u>125's</u>	<u>150's</u>	<u>175's</u>	<u>200's</u>	<u>225's</u>	<u>250's</u>	<u>275's</u>	<u>300's</u>
			3	1	9	1	1		
<u><400</u>	<u>400's</u>	<u>450's</u>	<u>500's</u>	<u>550's</u>	<u>600's</u>	<u>650's</u>	<u>700's</u>	<u>750's</u>	<u>800's</u>
				3		2			

<u>Avg of Game 1</u>	<u>Avg of Game 2</u>	<u>Avg of Game 3</u>
201.40	205.20	211.20

High game of 257 on week 3

Low game of 162 on week 2

High series of 692 on week 3

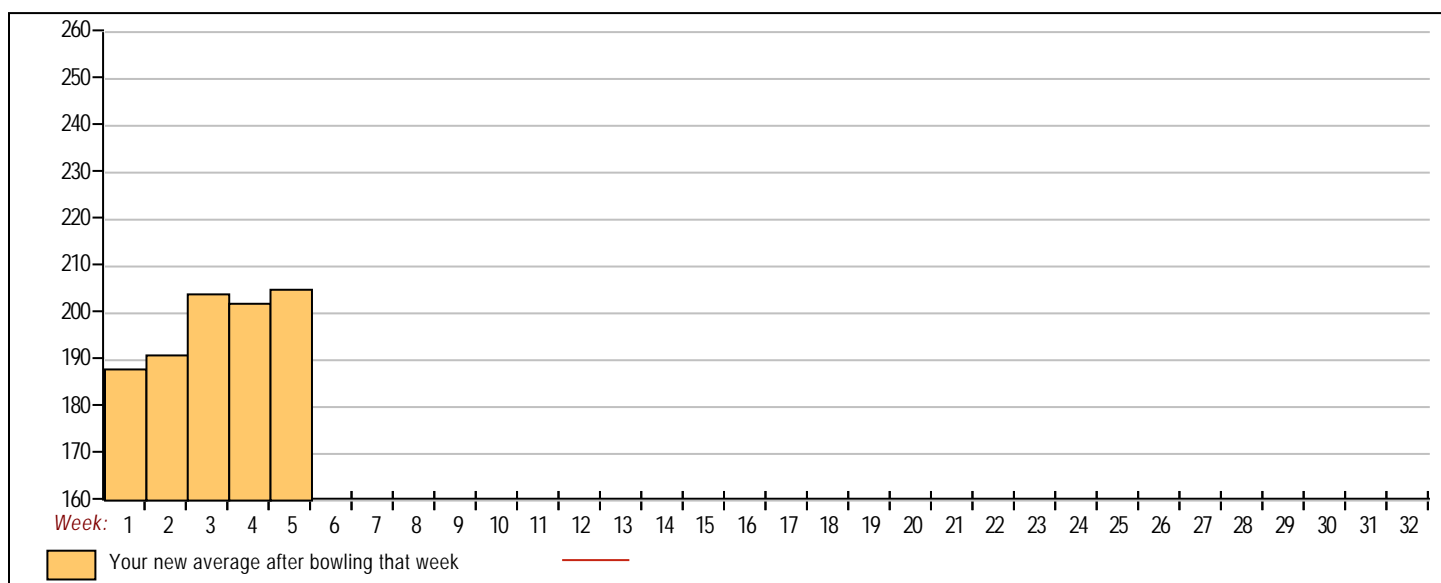
Low series of 565 on week 1

High average of 205.93 after bowling week 5

Low average of 188.33 after bowling week 1

High Scores by Game

Game #1: 227 on week 5 Game #2: 217 on week 4 Game #3: 257 on week 3



Note: This report includes information through September 30 which is Week 5 of 32

Jonathan Ng's Bowling Record - Team 29: Team 29

Week No.	Bowling Date	Old Avg	Old HDCP	-1-	-2-	-3-	Total	HDCP Total	Pins	Gms	---Average Change---			High Game	High Sers	HDCP Game	HDCP Sers
											New	Old	---> +/-				
1	09/02/25	bk213	0				0	0	0	0	-	0.00	= 0.00	0	0		
2	09/09/25	bk213	5	204	215	257	676	691	676	3	225.33	-	0.00	= 225.33	257	676	262 691
3	09/16/25	bk213	5	197	234	191	622	637	1298	6	216.33	-	225.33	= -9.00	257	676	262 691
4	09/23/25	bk213	5	195	191	211	597	612	1895	9	210.56	-	216.33	= -5.78	257	676	262 691
5	09/30/25	210	8				0	0	1895	9	210.56	-	210.56	= 0.00	257	676	262 691

<100	100's	125's	150's	175's	200's	225's	250's	275's	300's
				4	3	1	1		
<400	400's	450's	500's	550's	600's	650's	700's	750's	800's
				1	1	1			

Avg of Game 1 Avg of Game 2 Avg of Game 3

198.67

213.33

219.67

High game of 257 on week 2

Low game of 191 on week 3

High series of 676 on week 2

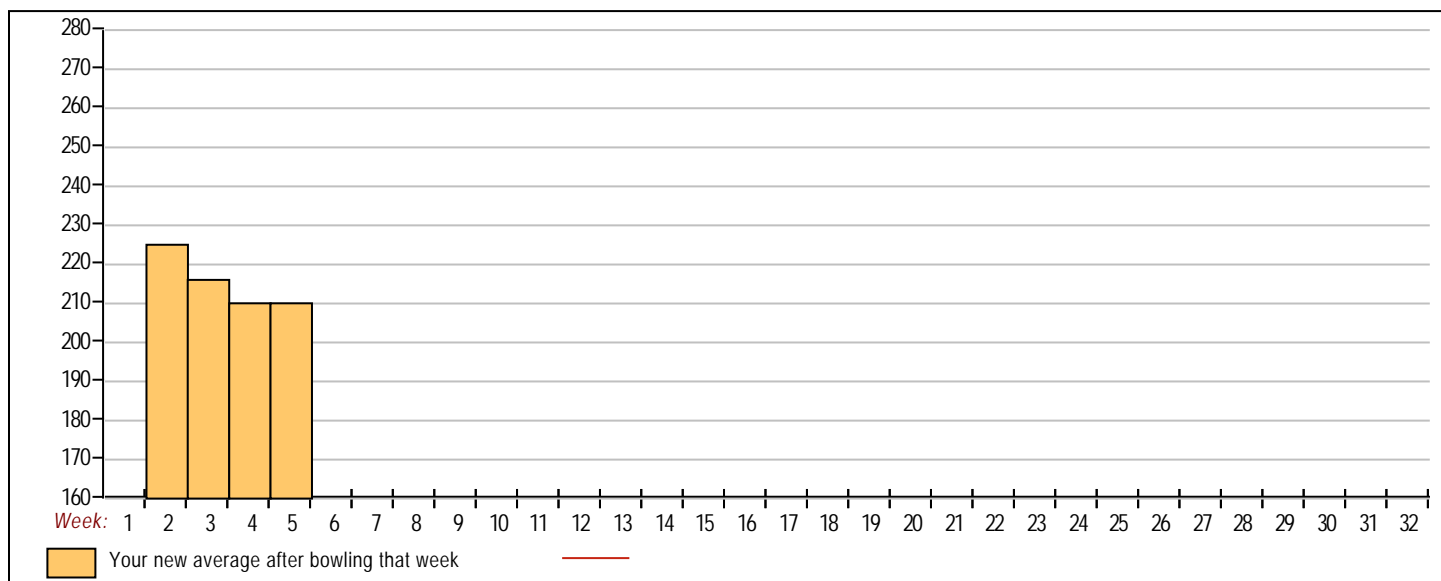
Low series of 597 on week 4

High average of 225.33 after bowling week 2

Low average of 210.56 after bowling week 4

High Scores by Game

Game #1: 204 on week 2 Game #2: 234 on week 3 Game #3: 257 on week 2



Note: This report includes information through September 30 which is Week 5 of 32

Matt Lopes's Bowling Record - Team 29: Team 29

Week	Bowling	Old	Old						HDCP		---Average Change---				High	High	HDCP	HDCP	
No.	Date	Avg	HDCP	-1-	-2-	-3-	Total	Total	Pins	Gms	New - Old ---> +/-				Game	Sers	Game	Sers	
3	09/16/25	bk203	13	181	244	200	625	664	625	3	208.33	-	0.00	=	208.33	244	625	257	664
4	09/23/25	bk203	0				0	0	625	3	208.33	-	208.33	=	0.00	244	625	257	664
5	09/30/25	bk203	13				0	0	625	3	208.33	-	208.33	=	0.00	244	625	257	664



<100

100's

125's

150's

175's

200's

225's

250's

275's

300's

<400

400's

450's

500's

550's

600's

650's

700's

750's

800's

1

1

1

1

Avg of Game 1	Avg of Game 2	Avg of Game 3
181.00	244.00	200.00

High game of 244 on week 3

Low game of 181 on week 3

High series of 625 on week 3

Low series of 625 on week 3

High average of 208.33 after bowling week 3

Low average of 208.33 after bowling week 3

High Scores by Game

Game #1: 181 on week 3 Game #2: 244 on week 3 Game #3: 200 on week 3

