

Note: This report includes information through September 30 which is Week 5 of 32

Scott Zhao's Bowling Record - Team 21: Team 21

Week No.	Bowling Date	Old Avg	Old HDCP	-1-	-2-	-3-	Total	HDCP Total	Pins	Gms	---Average Change---				High Game	High Sers	HDCP Game	HDCP Sers	
											New - Old ---> +/-								
1	09/02/25	bk199	16	169	211	201	581	629	581	3	193.67	-	0.00	=	193.67	211	581	227	629
2	09/09/25	bk199	16	187	202	157	546	594	1127	6	187.83	-	193.67	=	-5.83	211	581	227	629
3	09/16/25	bk199	16	209	178	200	587	635	1714	9	190.44	-	187.83	=	2.61	211	587	227	635
4	09/23/25	190	24	202	158	237	597	669	2311	12	192.58	-	190.44	=	2.14	237	597	261	669
5	09/30/25	192	22	199	149	199	547	613	2858	15	190.53	-	192.58	=	-2.05	237	597	261	669

<100	100's	125's	150's	175's	200's	225's	250's	275's	300's
		1	3	4	6	1			
<400	400's	450's	500's	550's	600's	650's	700's	750's	800's
			2	3					

Avg of Game 1	Avg of Game 2	Avg of Game 3
193.20	179.60	198.80

High game of 237 on week 4

Low game of 149 on week 5

High series of 597 on week 4

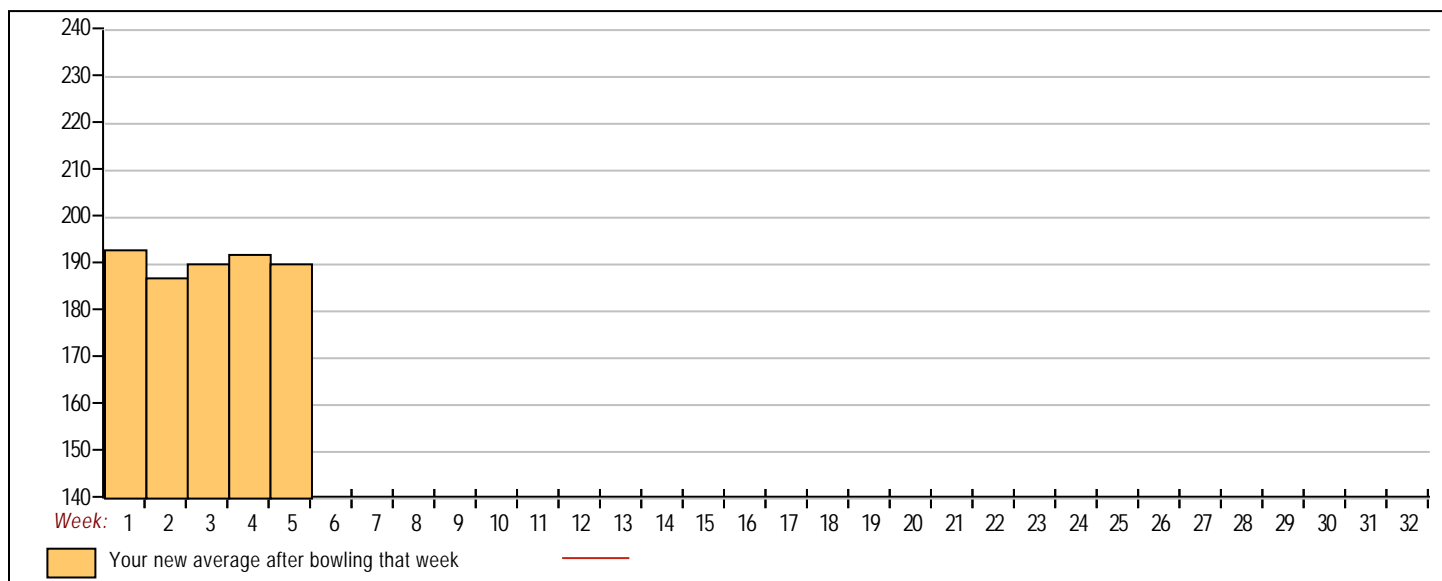
Low series of 546 on week 2

High average of 193.67 after bowling week 1

Low average of 187.83 after bowling week 2

High Scores by Game

Game #1: 209 on week 3 Game #2: 211 on week 1 Game #3: 237 on week 4



Note: This report includes information through September 30 which is Week 5 of 32

Wayne Feng's Bowling Record - Team 21: Team 21

Week No.	Bowling Date	Old Avg	Old HDCP	-1-	-2-	-3-	Total	HDCP Total	Pins	Gms	---Average Change---				High Game	High Sers	HDCP Game	HDCP Sers	
											New	- Old	---	+/-					
1	09/02/25	bk198	17	203	224	209	636	687	636	3	212.00	-	0.00	=	212.00	224	636	241	687
2	09/09/25	bk198	0				0	0	636	3	212.00	-	212.00	=	0.00	224	636	241	687
3	09/16/25	bk198	17	164	191	188	543	594	1179	6	196.50	-	212.00	=	-15.50	224	636	241	687
4	09/23/25	bk198	0				0	0	1179	6	196.50	-	196.50	=	0.00	224	636	241	687
5	09/30/25	bk198	17	197	160	225	582	633	1761	9	195.67	-	196.50	=	-0.83	225	636	242	687

<100	100's	125's	150's	175's	200's	225's	250's	275's	300's
			2	3	3	1			
<400	400's	450's	500's	550's	600's	650's	700's	750's	800's
			1	1	1				

Avg of Game 1	Avg of Game 2	Avg of Game 3
188.00	191.67	207.33

High game of 225 on week 5

Low game of 160 on week 5

High series of 636 on week 1

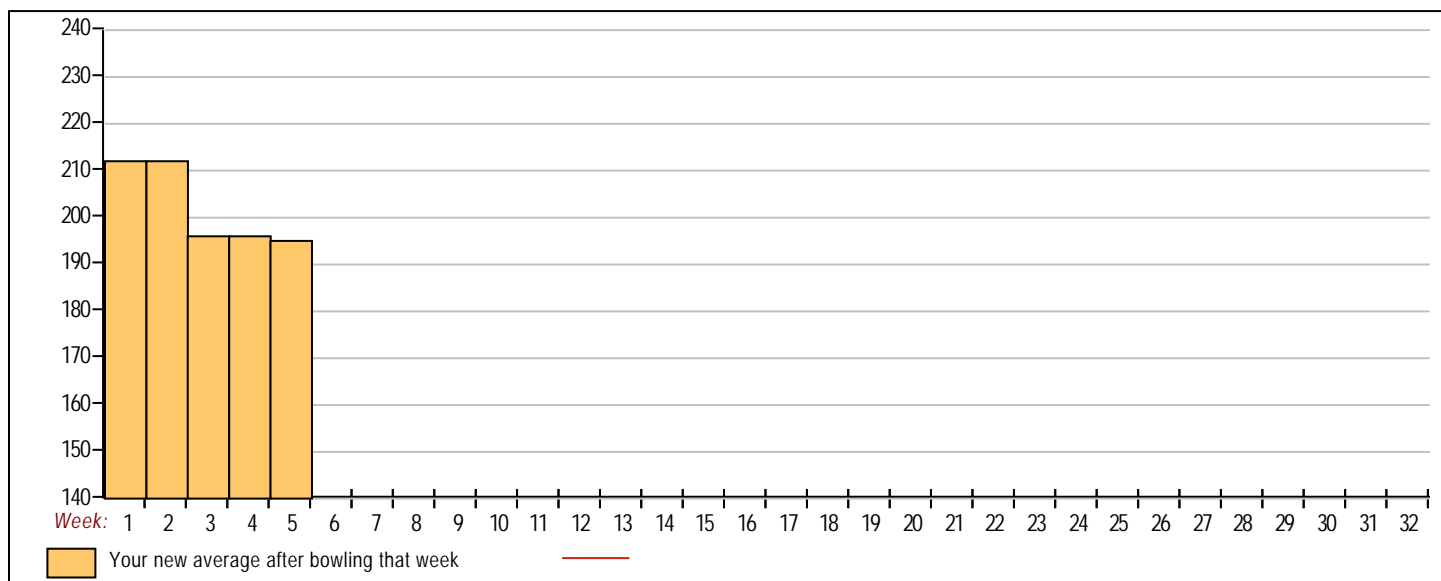
Low series of 543 on week 3

High average of 212.00 after bowling week 1

Low average of 195.67 after bowling week 5

High Scores by Game

Game #1: 203 on week 1 Game #2: 224 on week 1 Game #3: 225 on week 5



Note: This report includes information through September 30 which is Week 5 of 32

Stanley Zhu's Bowling Record - Team 21: Team 21

Week No.	Bowling Date	Old Avg	Old HDCP						HDCP		---Average Change---				High Game	High Sers	HDCP Game	HDCP Sers	
				-1-	-2-	-3-	Total	Total	Pins	Gms	New	Old	---	+/-					
1	09/02/25	bk212	6	218	191	191	600	618	600	3	200.00	-	0.00	=	200.00	218	600	224	618
2	09/09/25	bk212	6	175	244	236	655	673	1255	6	209.17	-	200.00	=	9.17	244	655	250	673
3	09/16/25	bk212	6	194	257	193	644	662	1899	9	211.00	-	209.17	=	1.83	257	655	263	673
4	09/23/25	211	7	230	245	266	741	762	2640	12	220.00	-	211.00	=	9.00	266	741	273	762
5	09/30/25	220	0	221	202	257	680	680	3320	15	221.33	-	220.00	=	1.33	266	741	273	762

<100	100's	125's	150's	175's	200's	225's	250's	275's	300's
				5	3	4	3		
<400	400's	450's	500's	550's	600's	650's	700's	750's	800's
					2	2	1		

Avg of Game 1	Avg of Game 2	Avg of Game 3
207.60	227.80	228.60

High game of 266 on week 4

Low game of 175 on week 2

High series of 741 on week 4

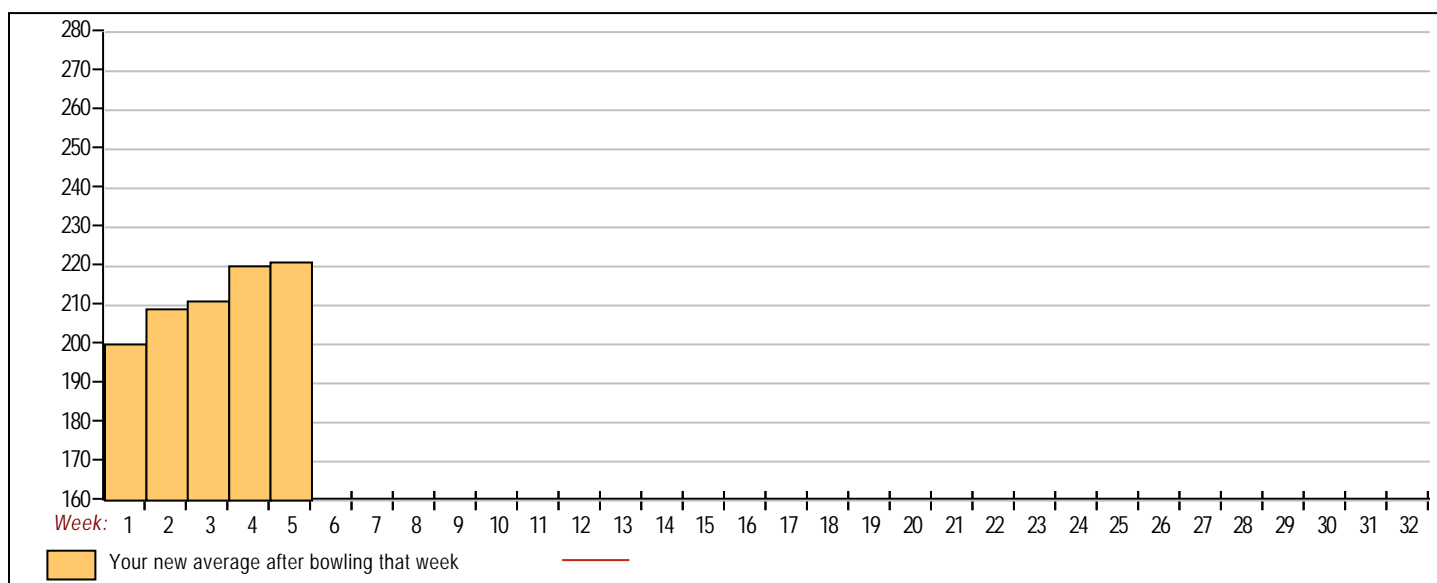
Low series of 600 on week 1

High average of 221.33 after bowling week 5

Low average of 200.00 after bowling week 1

High Scores by Game

Game #1: 230 on week 4 Game #2: 257 on week 3 Game #3: 266 on week 4



Chinese Bowling Club

Classic Bowling Center

Note: This report includes information through September 30 which is Week 5 of 32

Dick Zhu's Bowling Record - Team 21: Team 21

Week No.	Bowling Date	Old Avg	Old HDCP	-1-	-2-	-3-	Total	HDCP Total	Pins	Gms	---Average Change---				High Game	High Sers	HDCP Game	HDCP Sers	
											New	Old	--->	+/-					
1	09/02/25	bk200	0				0	0	0	0	-	0.00	=	0.00	0	0			
2	09/09/25	bk200	16	238	179	202	619	667	619	3	206.33	-	0.00	=	206.33	238	619	254	667
3	09/16/25	bk200	0				0	0	619	3	206.33	-	206.33	=	0.00	238	619	254	667
4	09/23/25	bk200	16	174	176	191	541	589	1160	6	193.33	-	206.33	=	-13.00	238	619	254	667
5	09/30/25	bk200	16				0	0	1160	6	193.33	-	193.33	=	0.00	238	619	254	667

<u><100</u>	<u>100's</u>	<u>125's</u>	<u>150's</u>	<u>175's</u>	<u>200's</u>	<u>225's</u>	<u>250's</u>	<u>275's</u>	<u>300's</u>
			1	3	1	1			
<u><400</u>	<u>400's</u>	<u>450's</u>	<u>500's</u>	<u>550's</u>	<u>600's</u>	<u>650's</u>	<u>700's</u>	<u>750's</u>	<u>800's</u>
			1		1				

<u>Avg of Game 1</u>	<u>Avg of Game 2</u>	<u>Avg of Game 3</u>
206.00	177.50	196.50

High game of 238 on week 2

Low game of 174 on week 4

High series of 619 on week 2

Low series of 541 on week 4

High average of 206.33 after bowling week 2

Low average of 193.33 after bowling week 4

High Scores by Game

Game #1: 238 on week 2 Game #2: 179 on week 2 Game #3: 202 on week 2

