

Note: This report includes information through September 30 which is Week 5 of 32

Sang Lai's Bowling Record - Team 18: Team 18

Week	Bowling	Old	Old						HDCP		---Average Change---				High	High	HDCP	HDCP	
No.	Date	Avg	HDCP	-1-	-2-	-3-	Total	Total	Pins	Gms	New - Old ---> +/-				Game	Sers	Game	Sers	
1	09/02/25	bk174	0				0	0	0	0	-	0.00	=	0.00	0	0			
2	09/09/25	bk174	0				0	0	0	0	-	0.00	=	0.00	0	0			
3	09/16/25	bk174	0				0	0	0	0	-	0.00	=	0.00	0	0			
4	09/23/25	bk174	36	199	182	183	564	672	564	3	188.00	-	0.00	=	188.00	199	564	235	672
5	09/30/25	bk174	36	215	167	206	588	696	1152	6	192.00	-	188.00	=	4.00	215	588	251	696

<u><100</u>	<u>100's</u>	<u>125's</u>	<u>150's</u>	<u>175's</u>	<u>200's</u>	<u>225's</u>	<u>250's</u>	<u>275's</u>	<u>300's</u>
			1	3	2				
<u><400</u>	<u>400's</u>	<u>450's</u>	<u>500's</u>	<u>550's</u>	<u>600's</u>	<u>650's</u>	<u>700's</u>	<u>750's</u>	<u>800's</u>
				2					

Avg of Game 1	Avg of Game 2	Avg of Game 3
207.00	174.50	194.50

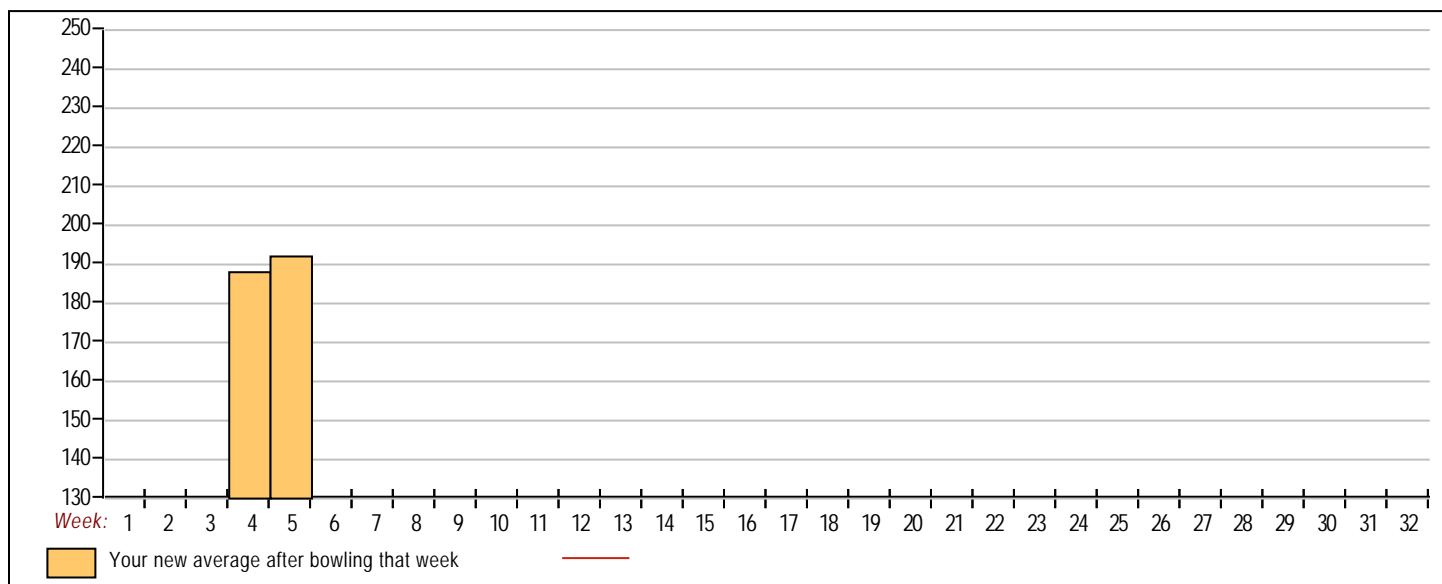
High game of 215 on week 5
Low game of 167 on week 5

High series of 588 on week 5
Low series of 564 on week 4

High average of 192.00 after bowling week 5
Low average of 188.00 after bowling week 4

High Scores by Game

Game #1: 215 on week 5 Game #2: 182 on week 4 Game #3: 206 on week 5



Note: This report includes information through September 30 which is Week 5 of 32

Kenneth Yeung's Bowling Record - Team 18: Team 18

Week No.	Bowling Date	Old Avg	Old HDCP						HDCP		---Average Change---				High Game	High Sers	HDCP Game	HDCP Sers	
				-1-	-2-	-3-	Total	Total	Pins	Gms	New - Old ---> +/-								
1	09/02/25	bk198	17	188	194	179	561	612	561	3	187.00	-	0.00	=	187.00	194	561	211	612
2	09/09/25	bk198	17	194	170	173	537	588	1098	6	183.00	-	187.00	=	-4.00	194	561	211	612
3	09/16/25	bk198	17	221	194	235	650	701	1748	9	194.22	-	183.00	=	11.22	235	650	252	701
4	09/23/25	194	20	212	173	200	585	645	2333	12	194.42	-	194.22	=	0.19	235	650	252	701
5	09/30/25	194	20	167	180	182	529	589	2862	15	190.80	-	194.42	=	-3.62	235	650	252	701

<u><100</u>	<u>100's</u>	<u>125's</u>	<u>150's</u>	<u>175's</u>	<u>200's</u>	<u>225's</u>	<u>250's</u>	<u>275's</u>	<u>300's</u>
			4	7	3	1			
<u><400</u>	<u>400's</u>	<u>450's</u>	<u>500's</u>	<u>550's</u>	<u>600's</u>	<u>650's</u>	<u>700's</u>	<u>750's</u>	<u>800's</u>
			2	2		1			

<u>Avg of Game 1</u>	<u>Avg of Game 2</u>	<u>Avg of Game 3</u>
196.40	182.20	193.80

High game of 235 on week 3

Low game of 167 on week 5

High series of 650 on week 3

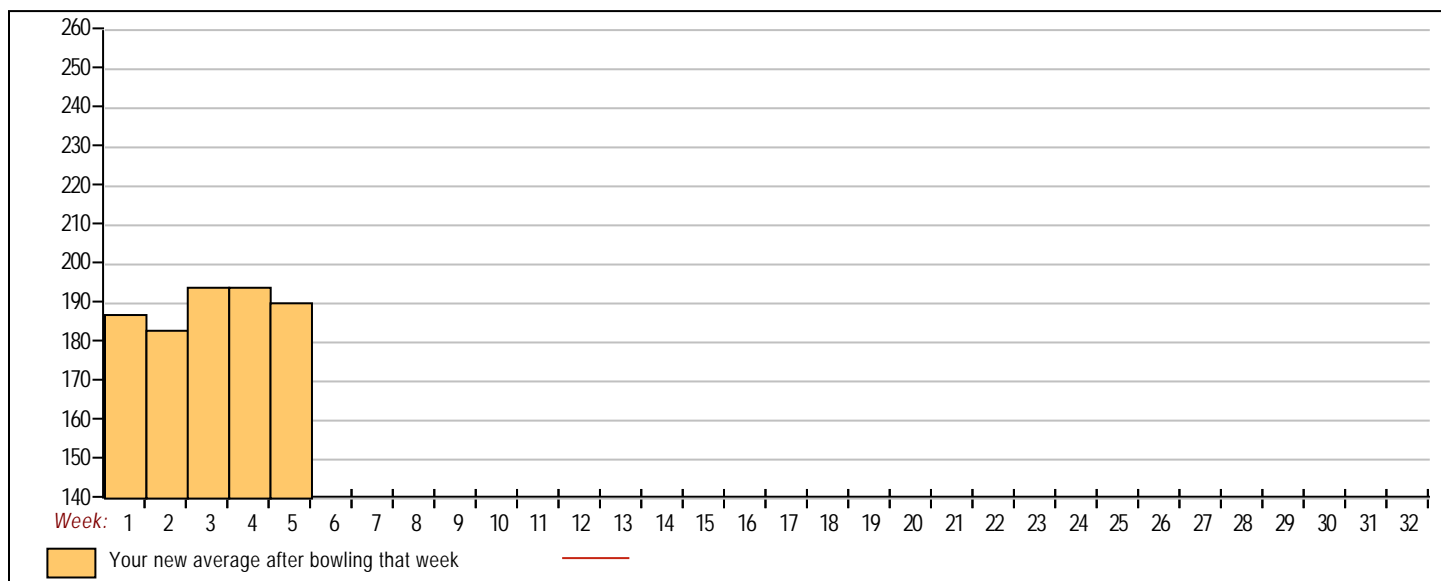
Low series of 529 on week 5

High average of 194.42 after bowling week 4

Low average of 183.00 after bowling week 2

High Scores by Game

Game #1: 221 on week 3 Game #2: 194 on week 1 Game #3: 235 on week 3



Note: This report includes information through September 30 which is Week 5 of 32

Billy Chan's Bowling Record - Team 18: Team 18

Week No.	Bowling Date	Old Avg	Old HDCP						HDCP		---Average Change---				High Game	High Sers	HDCP Game	HDCP Sers	
				-1-	-2-	-3-	Total	Total	Pins	Gms	New - Old ---> +/-								
1	09/02/25	bk192	22	143	190	233	566	632	566	3	188.67	-	0.00	=	188.67	233	566	255	632
2	09/09/25	bk192	22	216	193	177	586	652	1152	6	192.00	-	188.67	=	3.33	233	586	255	652
3	09/16/25	bk192	22	195	211	193	599	665	1751	9	194.56	-	192.00	=	2.56	233	599	255	665
4	09/23/25	194	20	192	192	167	551	611	2302	12	191.83	-	194.56	=	-2.72	233	599	255	665
5	09/30/25	191	23	188	149	166	503	572	2805	15	187.00	-	191.83	=	-4.83	233	599	255	665

<100	100's	125's	150's	175's	200's	225's	250's	275's	300's
		2	2	8	2	1			
<400	400's	450's	500's	550's	600's	650's	700's	750's	800's
			1	4					

Avg of Game 1	Avg of Game 2	Avg of Game 3
186.80	187.00	187.20

High game of 233 on week 1

Low game of 143 on week 1

High series of 599 on week 3

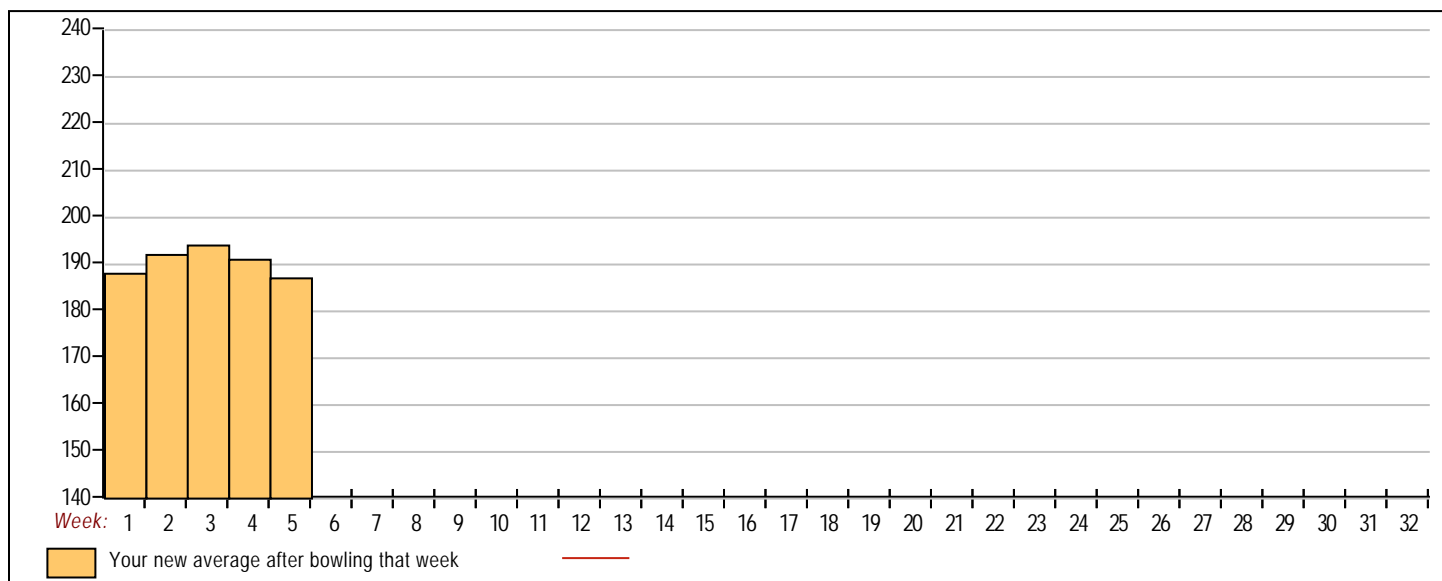
Low series of 503 on week 5

High average of 194.56 after bowling week 3

Low average of 187.00 after bowling week 5

High Scores by Game

Game #1: 216 on week 2 Game #2: 211 on week 3 Game #3: 233 on week 1



Note: This report includes information through September 30 which is Week 5 of 32

Billy Koo's Bowling Record - Team 18: Team 18

Week	Bowling	Old	Old						HDCP		---Average Change---				High	High	HDCP	HDCP	
No.	Date	Avg	HDCP	-1-	-2-	-3-	Total	Total	Pins	Gms	New - Old ---> +/-				Game	Sers	Game	Sers	
1	09/02/25	bk181	31	215	182	257	654	747	654	3	218.00	-	0.00	=	218.00	257	654	288	747
2	09/09/25	bk181	31	201	176	209	586	679	1240	6	206.67	-	218.00	=	-11.33	257	654	288	747
3	09/16/25	bk181	31	196	183	189	568	661	1808	9	200.89	-	206.67	=	-5.78	257	654	288	747
4	09/23/25	200	0				0	0	1808	9	200.89	-	200.89	=	0.00	257	654	288	747
5	09/30/25	200	16				0	0	1808	9	200.89	-	200.89	=	0.00	257	654	288	747

<u><100</u>	<u>100's</u>	<u>125's</u>	<u>150's</u>	<u>175's</u>	<u>200's</u>	<u>225's</u>	<u>250's</u>	<u>275's</u>	<u>300's</u>
				5	3		1		
<u><400</u>	<u>400's</u>	<u>450's</u>	<u>500's</u>	<u>550's</u>	<u>600's</u>	<u>650's</u>	<u>700's</u>	<u>750's</u>	<u>800's</u>
				2		1			

<u>Avg of Game 1</u>	<u>Avg of Game 2</u>	<u>Avg of Game 3</u>
204.00	180.33	218.33

High game of 257 on week 1
Low game of 176 on week 2

High series of 654 on week 1
Low series of 568 on week 3

High average of 218.00 after bowling week 1
Low average of 200.89 after bowling week 3

High Scores by Game

Game #1: 215 on week 1 Game #2: 183 on week 3 Game #3: 257 on week 1

