

Note: This report includes information through September 30 which is Week 5 of 32

Daniel Loke's Bowling Record - Team 17: Team Ten Back

Week No.	Bowling Date	Old Avg	Old HDCP	-1-	-2-	-3-	Total	HDCP Total	Pins	Gms	---Average Change---				High Game	High Sers	HDCP Game	HDCP Sers	
											New	- Old	---	+/-					
1	09/02/25	bk137	66	142	128	136	406	604	406	3	135.33	-	0.00	=	135.33	142	406	208	604
2	09/09/25	bk137	66	165	166	127	458	656	864	6	144.00	-	135.33	=	8.67	166	458	232	656
3	09/16/25	bk137	66	170	128	179	477	675	1341	9	149.00	-	144.00	=	5.00	179	477	245	675
4	09/23/25	149	56	142	139	140	421	589	1762	12	146.83	-	149.00	=	-2.17	179	477	245	675
5	09/30/25	146	59	142	156	147	445	622	2207	15	147.13	-	146.83	=	0.30	179	477	245	675

<u><100</u>	<u>100's</u>	<u>125's</u>	<u>150's</u>	<u>175's</u>	<u>200's</u>	<u>225's</u>	<u>250's</u>	<u>275's</u>	<u>300's</u>
		10	4	1					
<u><400</u>	<u>400's</u>	<u>450's</u>	<u>500's</u>	<u>550's</u>	<u>600's</u>	<u>650's</u>	<u>700's</u>	<u>750's</u>	<u>800's</u>
	3	2							

<u>Avg of Game 1</u>	<u>Avg of Game 2</u>	<u>Avg of Game 3</u>
152.20	143.40	145.80

High game of 179 on week 3

Low game of 127 on week 2

High series of 477 on week 3

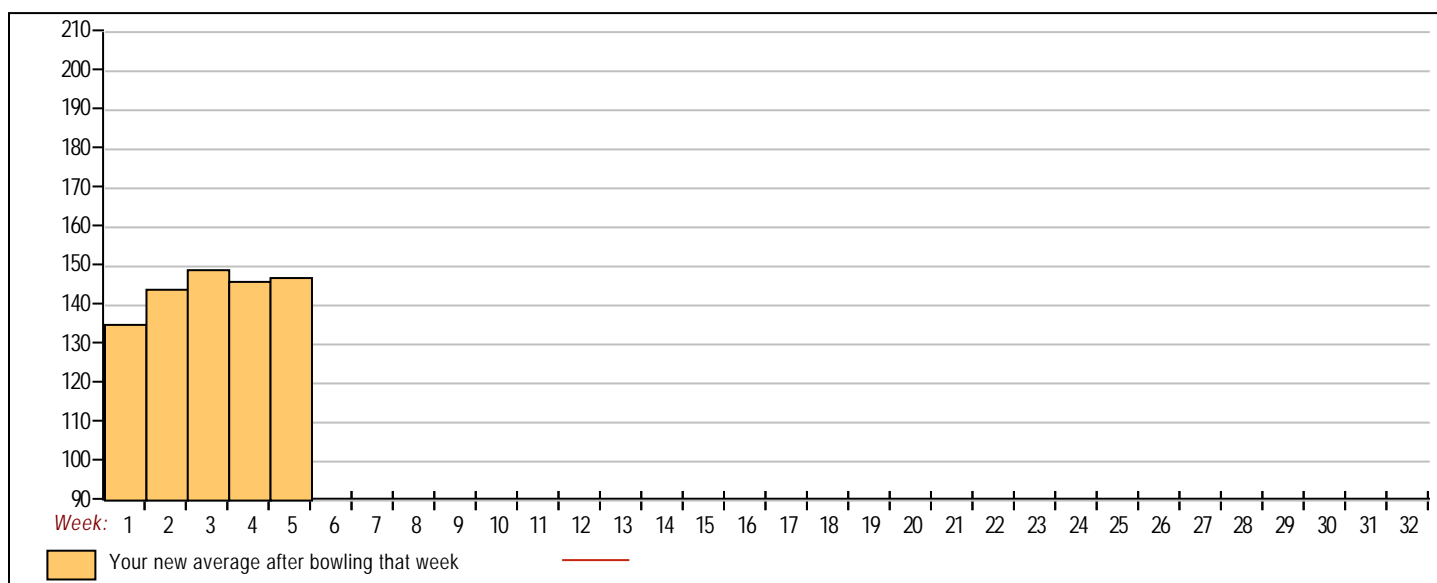
Low series of 406 on week 1

High average of 149.00 after bowling week 3

Low average of 135.33 after bowling week 1

High Scores by Game

Game #1: 170 on week 3 Game #2: 166 on week 2 Game #3: 179 on week 3



Note: This report includes information through September 30 which is Week 5 of 32

Bonnie Tam's Bowling Record - Team 17: Team Ten Back

Week No.	Bowling Date	Old Avg	Old HDCP						HDCP		---Average Change---				High Game	High Sers	HDCP Game	HDCP Sers	
				-1-	-2-	-3-	Total	Total	Pins	Gms	New	Old	+	-					
1	09/02/25	bk152	54	131	122	158	411	573	411	3	137.00	-	0.00	=	137.00	158	411	212	573
2	09/09/25	bk152	54	114	135	150	399	561	810	6	135.00	-	137.00	=	-2.00	158	411	212	573
3	09/16/25	bk152	54	171	136	142	449	611	1259	9	139.89	-	135.00	=	4.89	171	449	225	611
4	09/23/25	142	62	111	138	135	384	570	1643	12	136.92	-	139.89	=	-2.97	171	449	225	611
5	09/30/25	142	62	195	123	147	465	651	2108	15	140.53	-	136.92	=	3.62	195	465	257	651

<u><100</u>	<u>100's</u>	<u>125's</u>	<u>150's</u>	<u>175's</u>	<u>200's</u>	<u>225's</u>	<u>250's</u>	<u>275's</u>	<u>300's</u>
	4	7	3	1					
<u><400</u>	<u>400's</u>	<u>450's</u>	<u>500's</u>	<u>550's</u>	<u>600's</u>	<u>650's</u>	<u>700's</u>	<u>750's</u>	<u>800's</u>
2	2	1							

<u>Avg of Game 1</u>	<u>Avg of Game 2</u>	<u>Avg of Game 3</u>
144.40	130.80	146.40

High game of 195 on week 5

Low game of 111 on week 4

High series of 465 on week 5

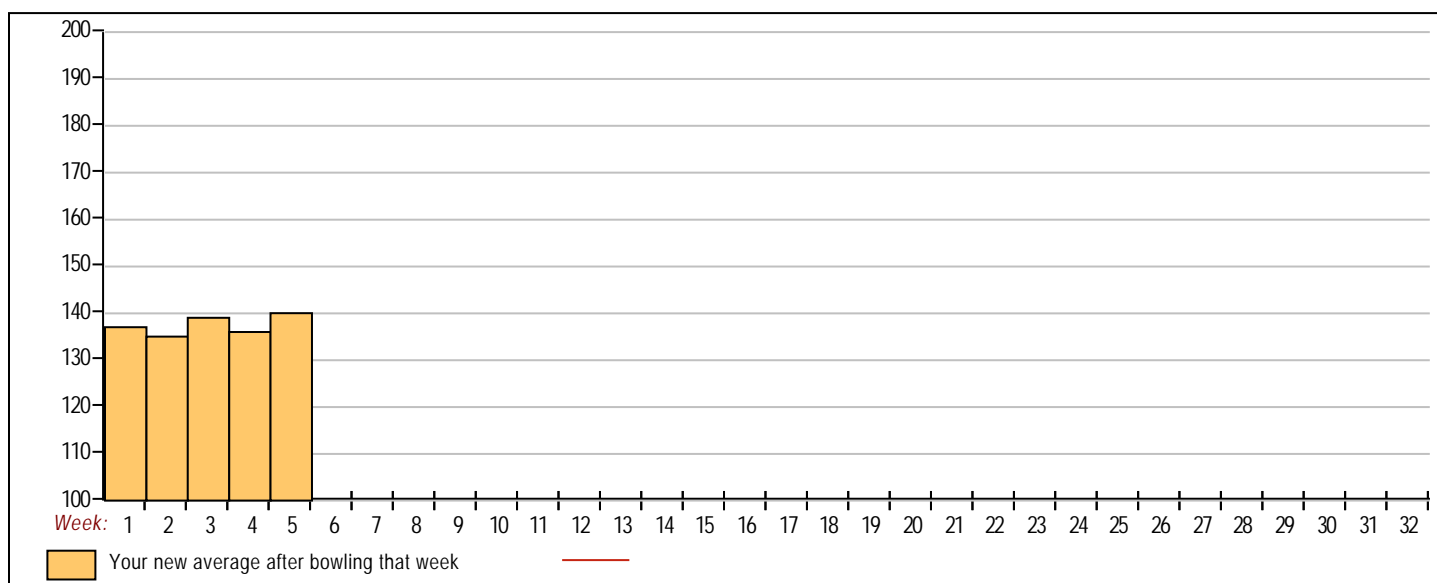
Low series of 384 on week 4

High average of 140.53 after bowling week 5

Low average of 135.00 after bowling week 2

High Scores by Game

Game #1: 195 on week 5 Game #2: 138 on week 4 Game #3: 158 on week 1



Note: This report includes information through September 30 which is Week 5 of 32

Oscar Ho's Bowling Record - Team 17: Team Ten Back

Week No.	Bowling Date	Old Avg	Old HDCP	-1-	-2-	-3-	Total	HDCP Total	Pins	Gms	---Average Change---			High Game	High Sers	HDCP Game	HDCP Sers
											New	Old	---> +/-				
1	09/02/25	bk168	0				0	0	0	0	-	0.00	= 0.00	0	0		
2	09/09/25	bk168	41	168	142	149	459	582	459	3	153.00	- 0.00	= 153.00	168	459	209	582
3	09/16/25	bk168	41	144	128	145	417	540	876	6	146.00	- 153.00	= -7.00	168	459	209	582
4	09/23/25	bk168	41	185	168	151	504	627	1380	9	153.33	- 146.00	= 7.33	185	504	226	627
5	09/30/25	158	49	181	165	146	492	639	1872	12	156.00	- 153.33	= 2.67	185	504	230	639

<u><100</u>	<u>100's</u>	<u>125's</u>	<u>150's</u>	<u>175's</u>	<u>200's</u>	<u>225's</u>	<u>250's</u>	<u>275's</u>	<u>300's</u>
		6	4	2					
<u><400</u>	<u>400's</u>	<u>450's</u>	<u>500's</u>	<u>550's</u>	<u>600's</u>	<u>650's</u>	<u>700's</u>	<u>750's</u>	<u>800's</u>
	1	2	1						

<u>Avg of Game 1</u>	<u>Avg of Game 2</u>	<u>Avg of Game 3</u>
169.50	150.75	147.75

High game of 185 on week 4

Low game of 128 on week 3

High series of 504 on week 4

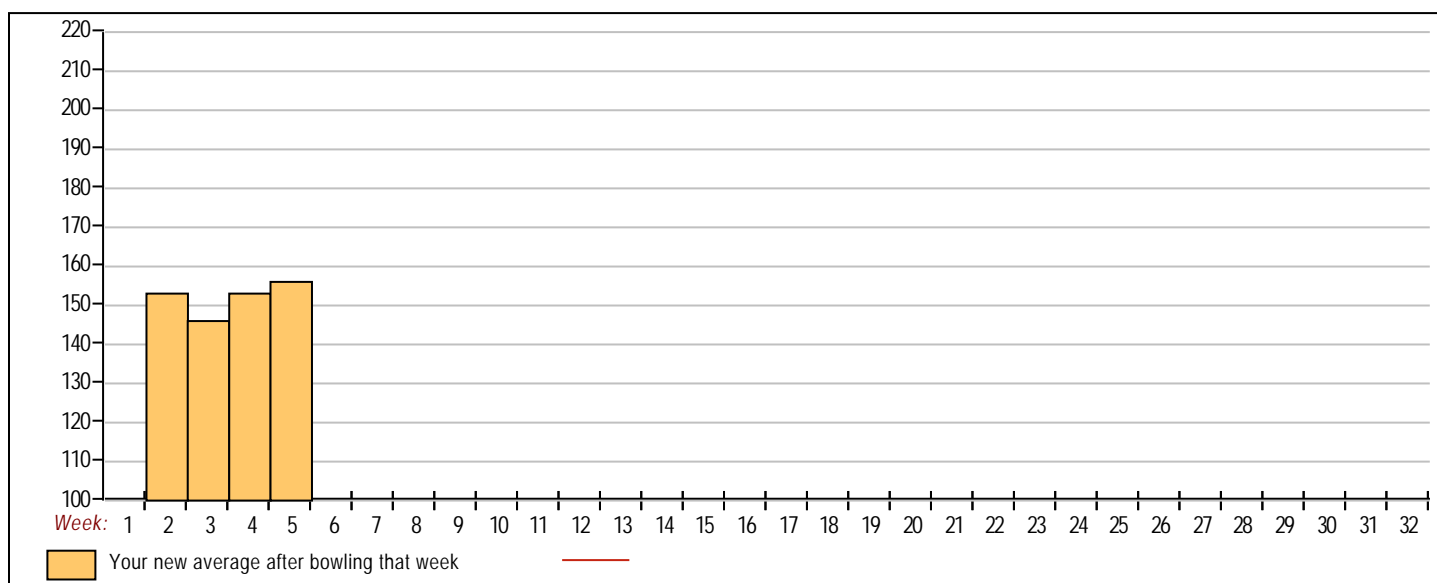
Low series of 417 on week 3

High average of 156.00 after bowling week 5

Low average of 146.00 after bowling week 3

High Scores by Game

Game #1: 185 on week 4 Game #2: 168 on week 4 Game #3: 151 on week 4



Note: This report includes information through September 30 which is Week 5 of 32

Joannie Chan's Bowling Record - Team 17: Team Ten Back

Week No.	Bowling Date	Old Avg	Old HDCP	-1-	-2-	-3-	Total	HDCP Total	Pins	Gms	---Average Change---				High Game	High Sers	HDCP Game	HDCP Sers
											New	Old	---> +/-					
1	09/02/25	bk160	48	144	145	155	444	588	444	3	148.00	-	0.00	= 148.00	155	444	203	588
2	09/09/25	bk160	0				0	0	444	3	148.00	-	148.00	= 0.00	155	444	203	588
3	09/16/25	bk160	0				0	0	444	3	148.00	-	148.00	= 0.00	155	444	203	588
4	09/23/25	bk160	0				0	0	444	3	148.00	-	148.00	= 0.00	155	444	203	588
5	09/30/25	bk160	48				0	0	444	3	148.00	-	148.00	= 0.00	155	444	203	588

<100	100's	125's	150's	175's	200's	225's	250's	275's	300's
		2	1						
<400	400's	450's	500's	550's	600's	650's	700's	750's	800's
	1								

Avg of Game 1	Avg of Game 2	Avg of Game 3
144.00	145.00	155.00

High game of 155 on week 1 High series of 444 on week 1 High average of 148.00 after bowling week 1
Low game of 144 on week 1 Low series of 444 on week 1 Low average of 148.00 after bowling week 1

High Scores by Game

Game #1: 144 on week 1 Game #2: 145 on week 1 Game #3: 155 on week 1

