

Note: This report includes information through September 30 which is Week 5 of 32

Danny To's Bowling Record - Team 16: Cookie Monster

Week No.	Bowling Date	Old Avg	Old HDCP	-1-	-2-	-3-	Total	HDCP Total	Pins	Gms	---Average Change---				High Game	High Sers	HDCP Game	HDCP Sers	
											New	- Old	---	+/-					
1	09/02/25	bk177	34	213	189	133	535	637	535	3	178.33	-	0.00	=	178.33	213	535	247	637
2	09/09/25	bk177	34	206	157	171	534	636	1069	6	178.17	-	178.33	=	-0.17	213	535	247	637
3	09/16/25	bk177	34	181	183	150	514	616	1583	9	175.89	-	178.17	=	-2.28	213	535	247	637
4	09/23/25	175	36	195	202	194	591	699	2174	12	181.17	-	175.89	=	5.28	213	591	247	699
5	09/30/25	181	31	190	124	170	484	577	2658	15	177.20	-	181.17	=	-3.97	213	591	247	699

<100	100's	125's	150's	175's	200's	225's	250's	275's	300's
	1	1	4	6	3				
<400	400's	450's	500's	550's	600's	650's	700's	750's	800's
		1	3	1					

Avg of Game 1	Avg of Game 2	Avg of Game 3
197.00	171.00	163.60

High game of 213 on week 1

Low game of 124 on week 5

High series of 591 on week 4

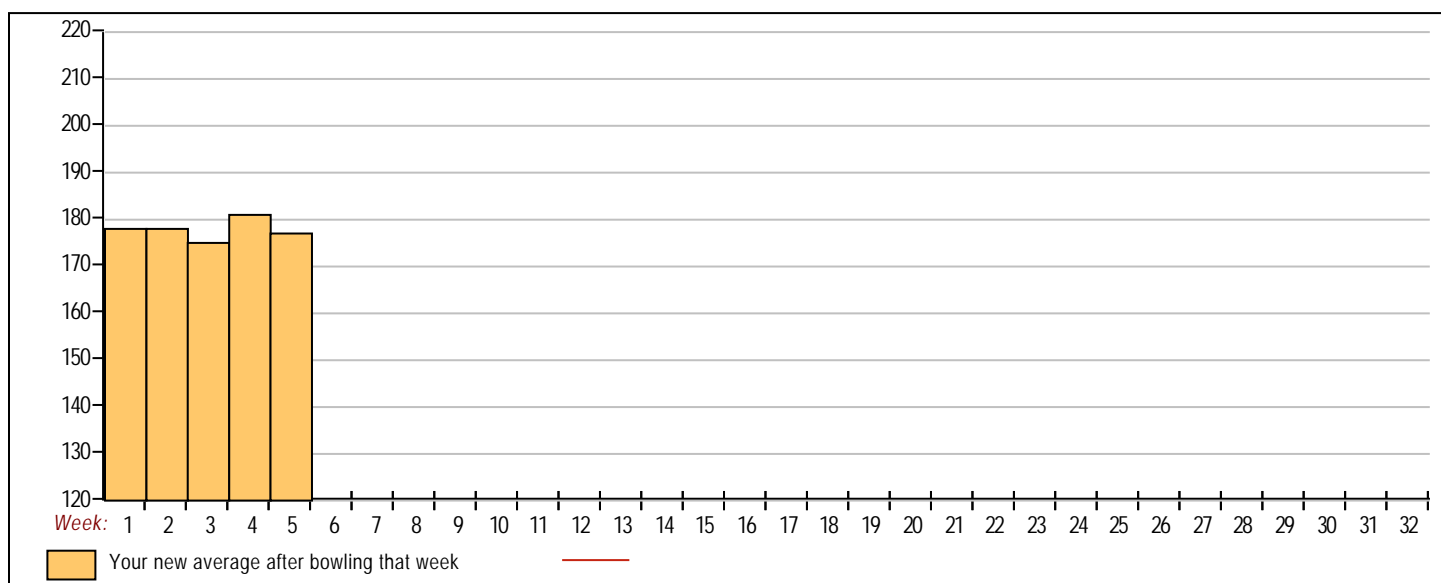
Low series of 484 on week 5

High average of 181.17 after bowling week 4

Low average of 175.89 after bowling week 3

High Scores by Game

Game #1: 213 on week 1 Game #2: 202 on week 4 Game #3: 194 on week 4



Note: This report includes information through September 30 which is Week 5 of 32

Francis To's Bowling Record - Team 16: Cookie Monster

Week No.	Bowling Date	Old Avg	Old HDCP	-1-	-2-	-3-	Total	HDCP Total	Pins	Gms	---Average Change---				High Game	High Sers	HDCP Game	HDCP Sers	
											New	Old	--->	+/-					
1	09/02/25	bk187	26	170	123	213	506	584	506	3	168.67	-	0.00	=	168.67	213	506	239	584
2	09/09/25	bk187	26	162	180	166	508	586	1014	6	169.00	-	168.67	=	0.33	213	508	239	586
3	09/16/25	bk187	26	223	184	133	540	618	1554	9	172.67	-	169.00	=	3.67	223	540	249	618
4	09/23/25	177	0				0	0	1554	9	172.67	-	172.67	=	0.00	223	540	249	618
5	09/30/25	177	34	204	194	235	633	735	2187	12	182.25	-	172.67	=	9.58	235	633	269	735

<100	100's	125's	150's	175's	200's	225's	250's	275's	300's
	1	1	3	3	3	1			
<400	400's	450's	500's	550's	600's	650's	700's	750's	800's
			3		1				

Avg of Game 1	Avg of Game 2	Avg of Game 3
189.75	170.25	186.75

High game of 235 on week 5

Low game of 123 on week 1

High series of 633 on week 5

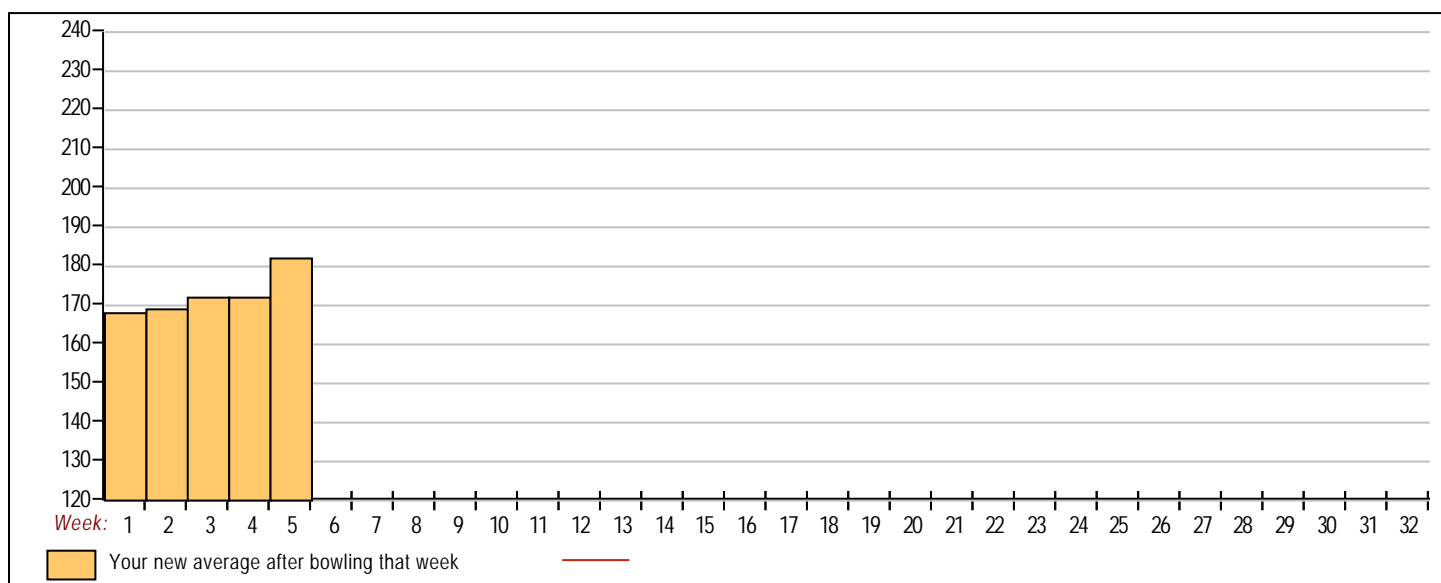
Low series of 506 on week 1

High average of 182.25 after bowling week 5

Low average of 168.67 after bowling week 1

High Scores by Game

Game #1: 223 on week 3 Game #2: 194 on week 5 Game #3: 235 on week 5



Note: This report includes information through September 30 which is Week 5 of 32

Jeff Goldenberg's Bowling Record - Team 16: Cookie Monster

Week No.	Bowling Date	Old Avg	Old HDCP	-1-	-2-	-3-	Total	HDCP Total	Pins	Gms	---Average Change---				High Game	High Sers	HDCP Game	HDCP Sers
											New	Old	---> +/-					
1	09/02/25	bk205	12	183	204	181	568	604	568	3	189.33	-	0.00	= 189.33	204	568	216	604
2	09/09/25	bk205	12	152	165	194	511	547	1079	6	179.83	-	189.33	= -9.50	204	568	216	604
3	09/16/25	bk205	12	193	170	192	555	591	1634	9	181.56	-	179.83	= 1.72	204	568	216	604
4	09/23/25	195	20	155	194	246	595	655	2229	12	185.75	-	181.56	= 4.19	246	595	266	655
5	09/30/25	195	20	248	244	214	706	766	2935	15	195.67	-	185.75	= 9.92	248	706	268	766

<100	100's	125's	150's	175's	200's	225's	250's	275's	300's
			4	6	2	3			
<400	400's	450's	500's	550's	600's	650's	700's	750's	800's
			1	3			1		

Avg of Game 1	Avg of Game 2	Avg of Game 3
186.20	195.40	205.40

High game of 248 on week 5

Low game of 152 on week 2

High series of 706 on week 5

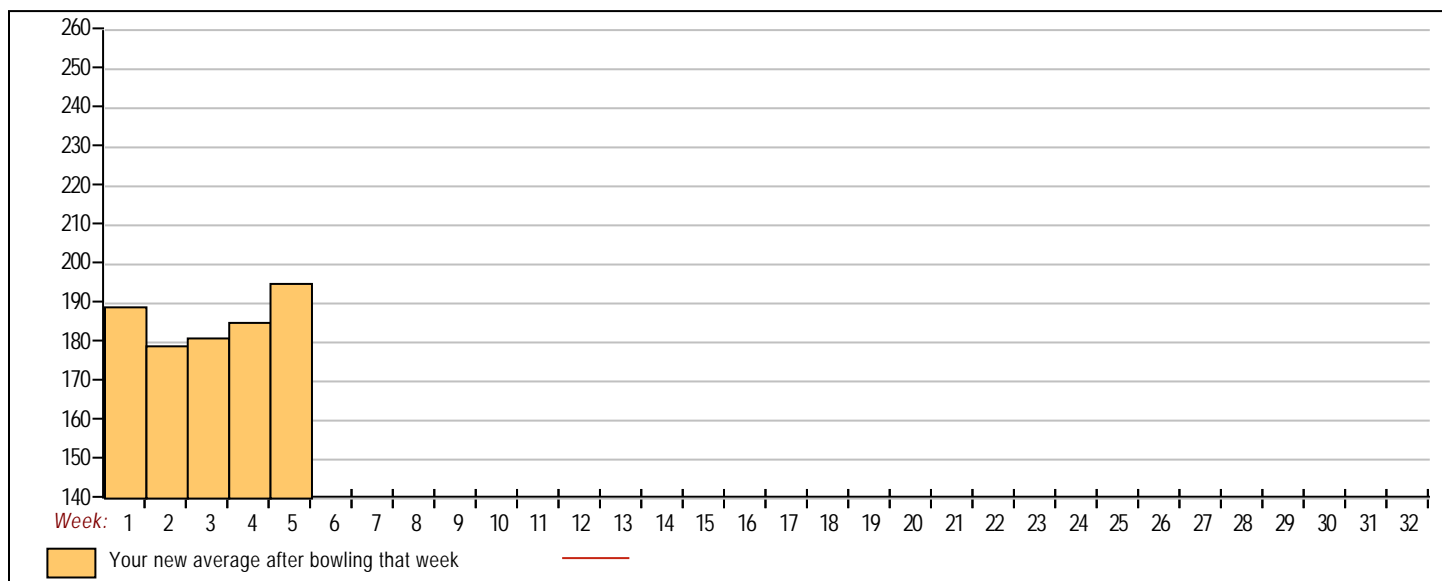
Low series of 511 on week 2

High average of 195.67 after bowling week 5

Low average of 179.83 after bowling week 2

High Scores by Game

Game #1: 248 on week 5 Game #2: 244 on week 5 Game #3: 246 on week 4



Note: This report includes information through September 30 which is Week 5 of 32

Tom Stepp's Bowling Record - Team 16: Cookie Monster

Week	Bowling	Old	Old					HDCP		---Average Change---				High	High	HDCP	HDCP		
No.	Date	Avg	HDCP	-1-	-2-	-3-	Total	Total	Pins	Gms	New - Old ---> +/-				Game	Sers	Game	Sers	
1	09/02/25	bk201	0				0	0	0	0	-	0.00	=	0.00	0	0			
2	09/09/25	bk201	0				0	0	0	0	-	0.00	=	0.00	0	0			
3	09/16/25	bk201	0				0	0	0	0	-	0.00	=	0.00	0	0			
4	09/23/25	bk201	15	164	192	220	576	621	576	3	192.00	-	0.00	=	192.00	220	576	235	621
5	09/30/25	bk201	15				0	0	576	3	192.00	-	192.00	=	0.00	220	576	235	621

<u><100</u>	<u>100's</u>	<u>125's</u>	<u>150's</u>	<u>175's</u>	<u>200's</u>	<u>225's</u>	<u>250's</u>	<u>275's</u>	<u>300's</u>
			1	1	1				
<u><400</u>	<u>400's</u>	<u>450's</u>	<u>500's</u>	<u>550's</u>	<u>600's</u>	<u>650's</u>	<u>700's</u>	<u>750's</u>	<u>800's</u>
				1					

<u>Avg of Game 1</u>	<u>Avg of Game 2</u>	<u>Avg of Game 3</u>
164.00	192.00	220.00

High game of 220 on week 4

Low game of 164 on week 4

High series of 576 on week 4

Low series of 576 on week 4

High average of 192.00 after bowling week 4

Low average of 192.00 after bowling week 4

High Scores by Game

Game #1: 164 on week 4 Game #2: 192 on week 4 Game #3: 220 on week 4

