

Note: This report includes information through September 30 which is Week 5 of 32

Tony Tam's Bowling Record - Team 12: Fraternity of Bowlers

Week No.	Bowling Date	Old Avg	Old HDCP	-1-	-2-	-3-	Total	HDCP Total	Pins	Gms	---Average Change---				High Game	High Sers	HDCP Game	HDCP Sers	
											New - Old ---> +/-								
1	09/02/25	bk184	28	170	166	143	479	563	479	3	159.67	-	0.00	=	159.67	170	479	198	563
2	09/09/25	bk184	28	203	177	199	579	663	1058	6	176.33	-	159.67	=	16.67	203	579	231	663
3	09/16/25	bk184	28	232	186	128	546	630	1604	9	178.22	-	176.33	=	1.89	232	579	260	663
4	09/23/25	178	33	186	180	237	603	702	2207	12	183.92	-	178.22	=	5.69	237	603	270	702
5	09/30/25	183	29	167	151	136	454	541	2661	15	177.40	-	183.92	=	-6.52	237	603	270	702

<100	100's	125's	150's	175's	200's	225's	250's	275's	300's
		3	4	5	1	2			
<400	400's	450's	500's	550's	600's	650's	700's	750's	800's
		2	1	1	1				

Avg of Game 1	Avg of Game 2	Avg of Game 3
191.60	172.00	168.60

High game of 237 on week 4

Low game of 128 on week 3

High series of 603 on week 4

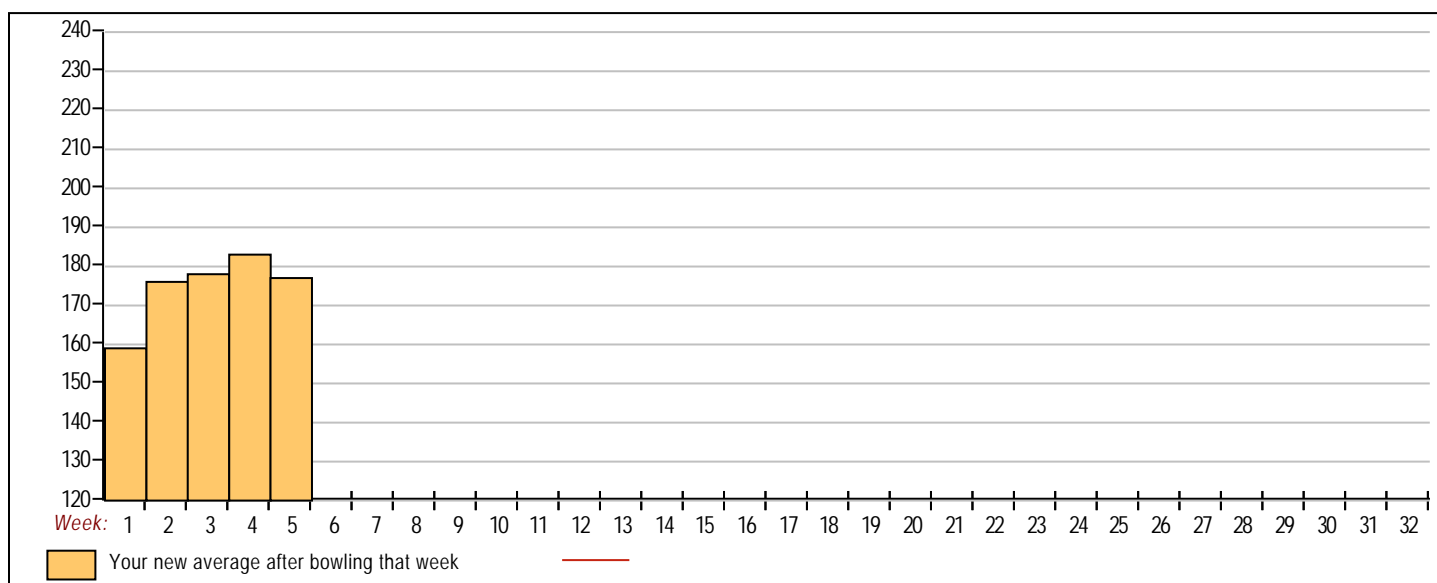
Low series of 454 on week 5

High average of 183.92 after bowling week 4

Low average of 159.67 after bowling week 1

High Scores by Game

Game #1: 232 on week 3 Game #2: 186 on week 3 Game #3: 237 on week 4



Note: This report includes information through September 30 which is Week 5 of 32

Tuan Le's Bowling Record - Team 12: Fraternity of Bowlers

Week No.	Bowling Date	Old Avg	Old HDCP	-1-	-2-	-3-	Total	HDCP Total	Pins	Gms	---Average Change--- New - Old ---> +/-				High Game	High Sers	HDCP Game	HDCP Sers	
1	09/02/25	bk184	28	194	177	204	575	659	575	3	191.67	-	0.00	=	191.67	204	575	232	659
2	09/09/25	bk184	0				0	0	575	3	191.67	-	191.67	=	0.00	204	575	232	659
3	09/16/25	bk184	28	221	173	158	552	636	1127	6	187.83	-	191.67	=	-3.83	221	575	249	659
4	09/23/25	bk184	28	137	183	186	506	590	1633	9	181.44	-	187.83	=	-6.39	221	575	249	659
5	09/30/25	181	31	230	195	185	610	703	2243	12	186.92	-	181.44	=	5.47	230	610	261	703

<u><100</u>	<u>100's</u>	<u>125's</u>	<u>150's</u>	<u>175's</u>	<u>200's</u>	<u>225's</u>	<u>250's</u>	<u>275's</u>	<u>300's</u>
		1	2	6	2	1			
<u><400</u>	<u>400's</u>	<u>450's</u>	<u>500's</u>	<u>550's</u>	<u>600's</u>	<u>650's</u>	<u>700's</u>	<u>750's</u>	<u>800's</u>
			1	2	1				

<u>Avg of Game 1</u>	<u>Avg of Game 2</u>	<u>Avg of Game 3</u>
195.50	182.00	183.25

High game of 230 on week 5

Low game of 137 on week 4

High series of 610 on week 5

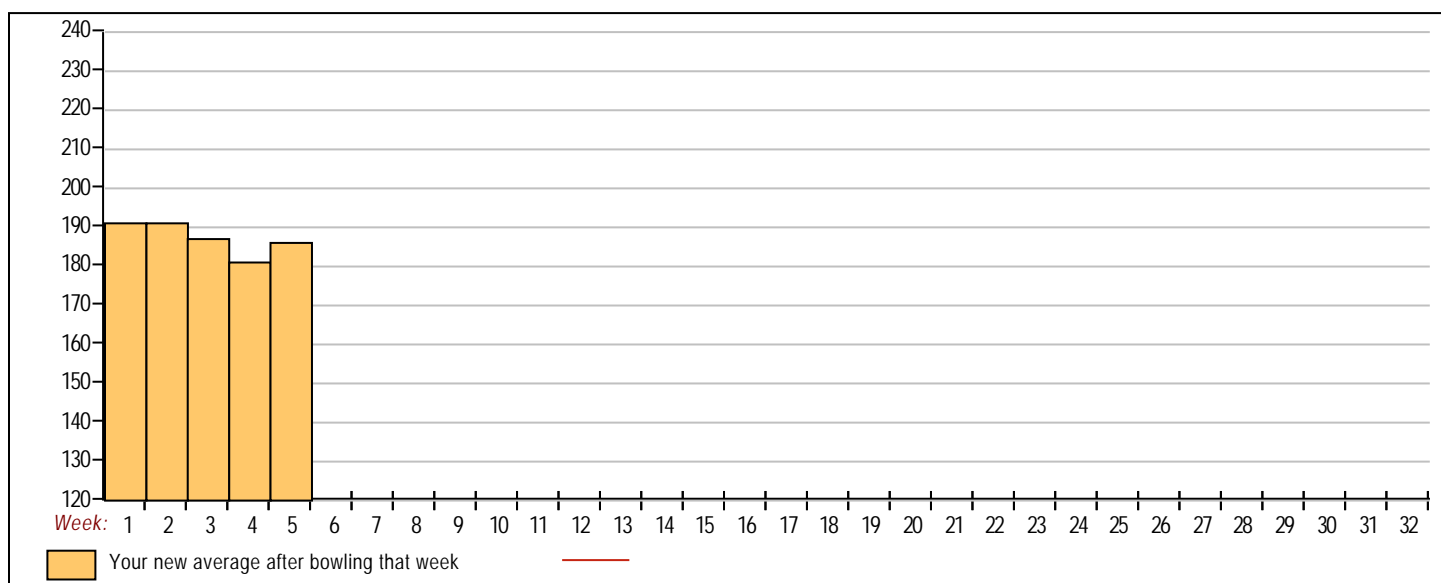
Low series of 506 on week 4

High average of 191.67 after bowling week 1

Low average of 181.44 after bowling week 4

High Scores by Game

Game #1: 230 on week 5 Game #2: 195 on week 5 Game #3: 204 on week 1



Note: This report includes information through September 30 which is Week 5 of 32

Edmond Lea's Bowling Record - Team 12: Fraternity of Bowlers

Week No.	Bowling Date	Old Avg	Old HDCP	-1-	-2-	-3-	Total	HDCP Total	Pins	Gms	---Average Change---				High Game	High Sers	HDCP Game	HDCP Sers	
											New - Old ---> +/-								
1	09/02/25	bk167	42	139	166	147	452	578	452	3	150.67	-	0.00	=	150.67	166	452	208	578
2	09/09/25	bk167	42	146	134	165	445	571	897	6	149.50	-	150.67	=	-1.17	166	452	208	578
3	09/16/25	bk167	42	176	162	151	489	615	1386	9	154.00	-	149.50	=	4.50	176	489	218	615
4	09/23/25	157	50	157	153	140	450	600	1836	12	153.00	-	154.00	=	-1.00	176	489	218	615
5	09/30/25	157	50	135	241	155	531	681	2367	15	157.80	-	153.00	=	4.80	241	531	291	681

<100	100's	125's	150's	175's	200's	225's	250's	275's	300's
		6	7	1		1			
<400	400's	450's	500's	550's	600's	650's	700's	750's	800's
	1	3	1						

Avg of Game 1	Avg of Game 2	Avg of Game 3
150.60	171.20	151.60

High game of 241 on week 5

Low game of 134 on week 2

High series of 531 on week 5

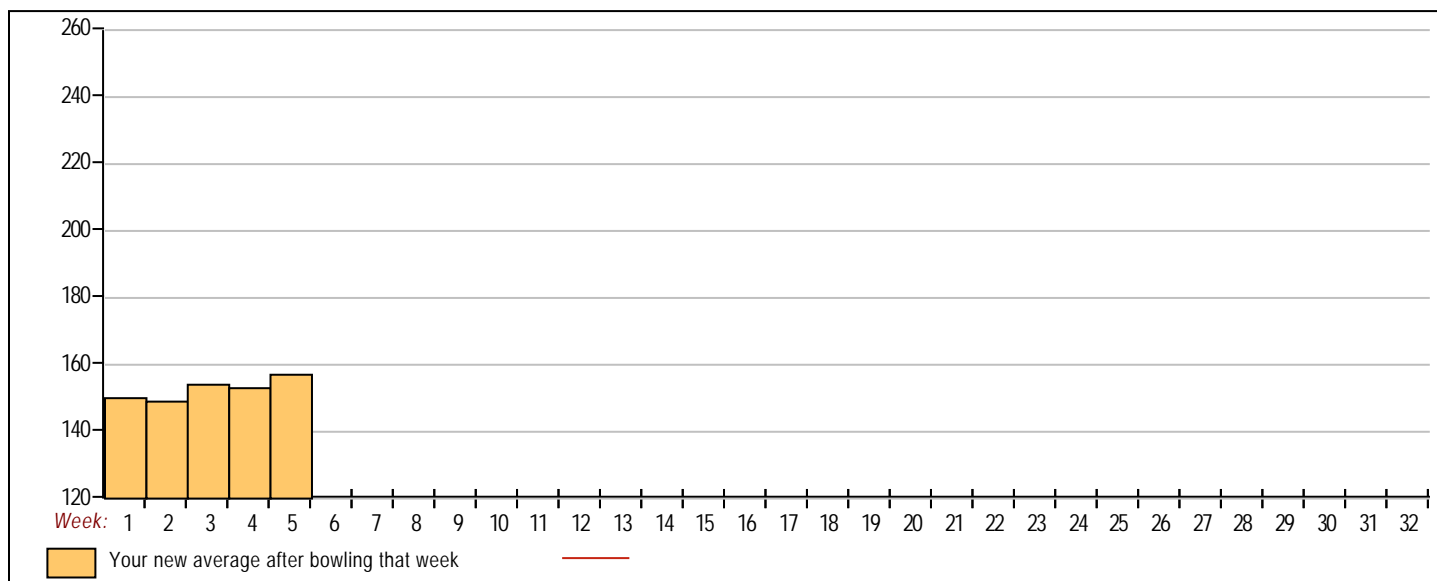
Low series of 445 on week 2

High average of 157.80 after bowling week 5

Low average of 149.50 after bowling week 2

High Scores by Game

Game #1: 176 on week 3 Game #2: 241 on week 5 Game #3: 165 on week 2



Chinese Bowling Club

Classic Bowling Center

Note: This report includes information through September 30 which is Week 5 of 32

Ryan Keme's Bowling Record - Team 12: Fraternity of Bowlers

Week No.	Bowling Date	Old Avg	Old HDCP	-1-	-2-	-3-	Total	HDCP Total	Pins	Gms	---Average Change---				High Game	High Sers	HDCP Game	HDCP Sers	
											New - Old	--->	+/-						
1	09/02/25	bk150	0				0	0	0	0	-	0.00	=	0.00	0	0			
2	09/09/25	bk150	56	163	117	135	415	583	415	3	138.33	-	0.00	=	138.33	163	415	219	583
3	09/16/25	bk150	0				0	0	415	3	138.33	-	138.33	=	0.00	163	415	219	583
4	09/23/25	bk150	0				0	0	415	3	138.33	-	138.33	=	0.00	163	415	219	583
5	09/30/25	bk150	56				0	0	415	3	138.33	-	138.33	=	0.00	163	415	219	583

<u><100</u>	<u>100's</u>	<u>125's</u>	<u>150's</u>	<u>175's</u>	<u>200's</u>	<u>225's</u>	<u>250's</u>	<u>275's</u>	<u>300's</u>
	1	1	1						
<u><400</u>	<u>400's</u>	<u>450's</u>	<u>500's</u>	<u>550's</u>	<u>600's</u>	<u>650's</u>	<u>700's</u>	<u>750's</u>	<u>800's</u>
	1								

<u>Avg of Game 1</u>	<u>Avg of Game 2</u>	<u>Avg of Game 3</u>
163.00	117.00	135.00

High game of 163 on week 2

Low game of 117 on week 2

High series of 415 on week 2

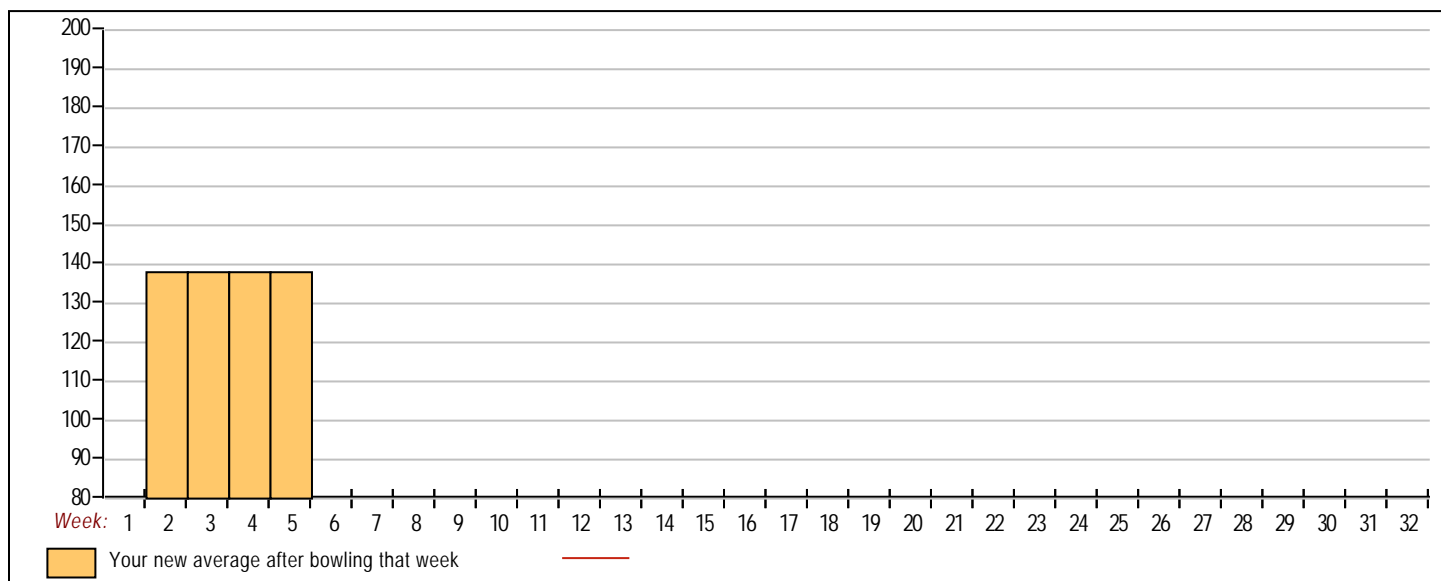
Low series of 415 on week 2

High average of 138.33 after bowling week 2

Low average of 138.33 after bowling week 2

High Scores by Game

Game #1: 163 on week 2 Game #2: 117 on week 2 Game #3: 135 on week 2



Note: This report includes information through September 30 which is Week 5 of 32

Thomas Woo's Bowling Record - Team 12: Fraternity of Bowlers

Week No.	Bowling Date	Old Avg	Old HDCP	-1-	-2-	-3-	Total	HDCP Total	Pins	Gms	---Average Change---				High Game	High Sers	HDCP Game	HDCP Sers
											New - Old	---	+/-					
1	09/02/25	bk186	0				0	0	0	0	-	0.00	=	0.00	0	0		
2	09/09/25	bk186	0				0	0	0	0	-	0.00	=	0.00	0	0		
3	09/16/25	bk186	0				0	0	0	0	-	0.00	=	0.00	0	0		
4	09/23/25	bk186	0				0	0	0	0	-	0.00	=	0.00	0	0		
5	09/30/25	bk186	27				0	0	0	0	-	0.00	=	0.00	0	0		

<100 100's 125's 150's 175's 200's 225's 250's 275's 300's
<400 400's 450's 500's 550's 600's 650's 700's 750's 800's

Avg of Game 1 Avg of Game 2 Avg of Game 3
 --- --- ---

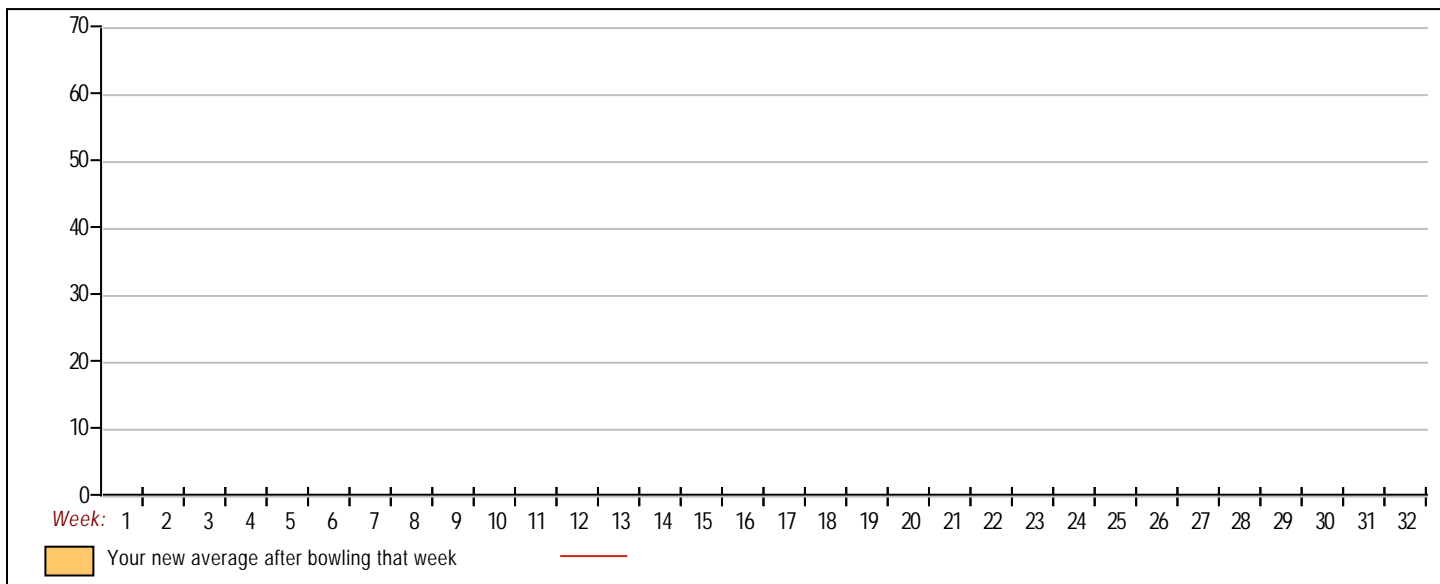
High game of 0 on week 0
 Low game of 0 on week 0

High series of 0 on week 0
 Low series of 0 on week 0

High average of 0.00 after bowling week 5
 Low average of 0.00 after bowling week 5

High Scores by Game

Game #1: 0 on week 0 Game #2: 0 on week 0 Game #3: 0 on week 0



Note: This report includes information through September 30 which is Week 5 of 32

Russell Wong's Bowling Record - Team 12: Fraternity of Bowlers

Week No.	Bowling Date	Old Avg	Old HDCP	-1-	-2-	-3-	Total	HDCP Total	Pins	Gms	---Average Change---				High Game	High Sers	HDCP Game	HDCP Sers
											New - Old	--->	+/-					
1	09/02/25	bk147	0				0	0	0	0	-	0.00	=	0.00	0	0		
2	09/09/25	bk147	0				0	0	0	0	-	0.00	=	0.00	0	0		
3	09/16/25	bk147	0				0	0	0	0	-	0.00	=	0.00	0	0		
4	09/23/25	bk147	0				0	0	0	0	-	0.00	=	0.00	0	0		
5	09/30/25	bk147	58				0	0	0	0	-	0.00	=	0.00	0	0		

<100 100's 125's 150's 175's 200's 225's 250's 275's 300's
<400 400's 450's 500's 550's 600's 650's 700's 750's 800's

Avg of Game 1 Avg of Game 2 Avg of Game 3
 --- --- ---

High game of 0 on week 0
 Low game of 0 on week 0

High series of 0 on week 0
 Low series of 0 on week 0

High average of 0.00 after bowling week 5
 Low average of 0.00 after bowling week 5

High Scores by Game

Game #1: 0 on week 0 Game #2: 0 on week 0 Game #3: 0 on week 0

