

Note: This report includes information through September 30 which is Week 5 of 32

## Justin Luu's Bowling Record - Team 1: Just Bowling #1

Week No.	Bowling Date	Old Avg	Old HDCP	-1-	-2-	-3-	Total	HDCP Total	Pins	Gms	---Average Change---				High Game	High Sers	HDCP Game	HDCP Sers	
											New	Old	---	+/-					
1	09/02/25	bk219	0	199	246	215	660	660	660	3	220.00	-	0.00	=	220.00	246	660	246	660
2	09/09/25	bk219	0	194	279	212	685	685	1345	6	224.17	-	220.00	=	4.17	279	685	279	685
3	09/16/25	bk219	0	204	168	190	562	562	1907	9	211.89	-	224.17	=	-12.28	279	685	279	685
4	09/23/25	211	7	179	214	221	614	635	2521	12	210.08	-	211.89	=	-1.81	279	685	279	685
5	09/30/25	210	8	234	221	222	677	701	3198	15	213.20	-	210.08	=	3.12	279	685	279	701

<100	100's	125's	150's	175's	200's	225's	250's	275's	300's
			1	4	7	2		1	
<400	400's	450's	500's	550's	600's	650's	700's	750's	800's
				1	1	3			

Avg of Game 1	Avg of Game 2	Avg of Game 3
202.00	225.60	212.00

High game of 279 on week 2

High series of 685 on week 2

High average of 224.17 after bowling week 2

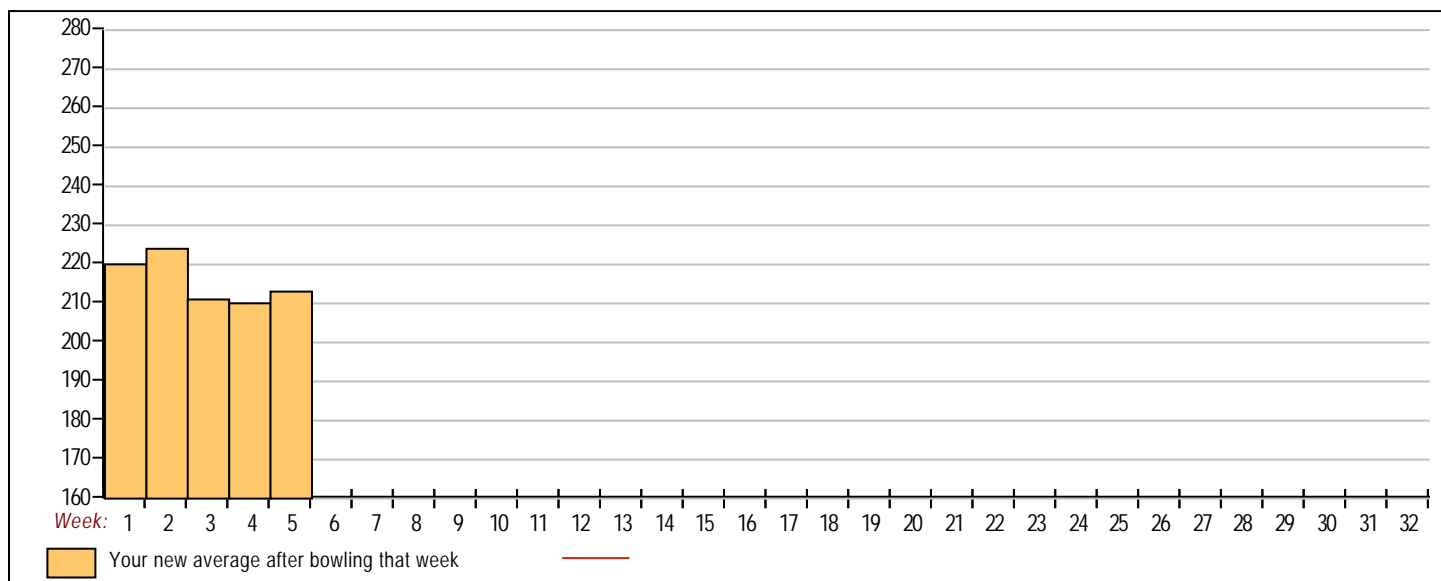
Low game of 168 on week 3

Low series of 562 on week 3

Low average of 210.08 after bowling week 4

High Scores by Game

Game #1: 234 on week 5 Game #2: 279 on week 2 Game #3: 222 on week 5



Note: This report includes information through September 30 which is Week 5 of 32

Jenn Phaxayavong's Bowling Record - Team 1: Just Bowling #1

Week No.	Bowling Date	Old Avg	Old HDCP	-1-	-2-	-3-	Total	HDCP Total	Pins	Gms	---Average Change---			High Game	High Sers	HDCP Game	HDCP Sers
											New	Old	---> +/-				
1	09/02/25	bk173	0				0	0	0	0	-	0.00	= 0.00	0	0		
2	09/09/25	bk173	0				0	0	0	0	-	0.00	= 0.00	0	0		
3	09/16/25	bk173	37	175	135	213	523	634	523	3	174.33	-	0.00	= 174.33	213	523	250 634
4	09/23/25	bk173	37	145	145	177	467	578	990	6	165.00	-	174.33	= -9.33	213	523	250 634
5	09/30/25	bk173	37	184	224	214	622	733	1612	9	179.11	-	165.00	= 14.11	224	622	261 733

<100	100's	125's	150's	175's	200's	225's	250's	275's	300's
		3		3	3				
<400	400's	450's	500's	550's	600's	650's	700's	750's	800's
		1	1		1				

Avg of Game 1	Avg of Game 2	Avg of Game 3
168.00	168.00	201.33

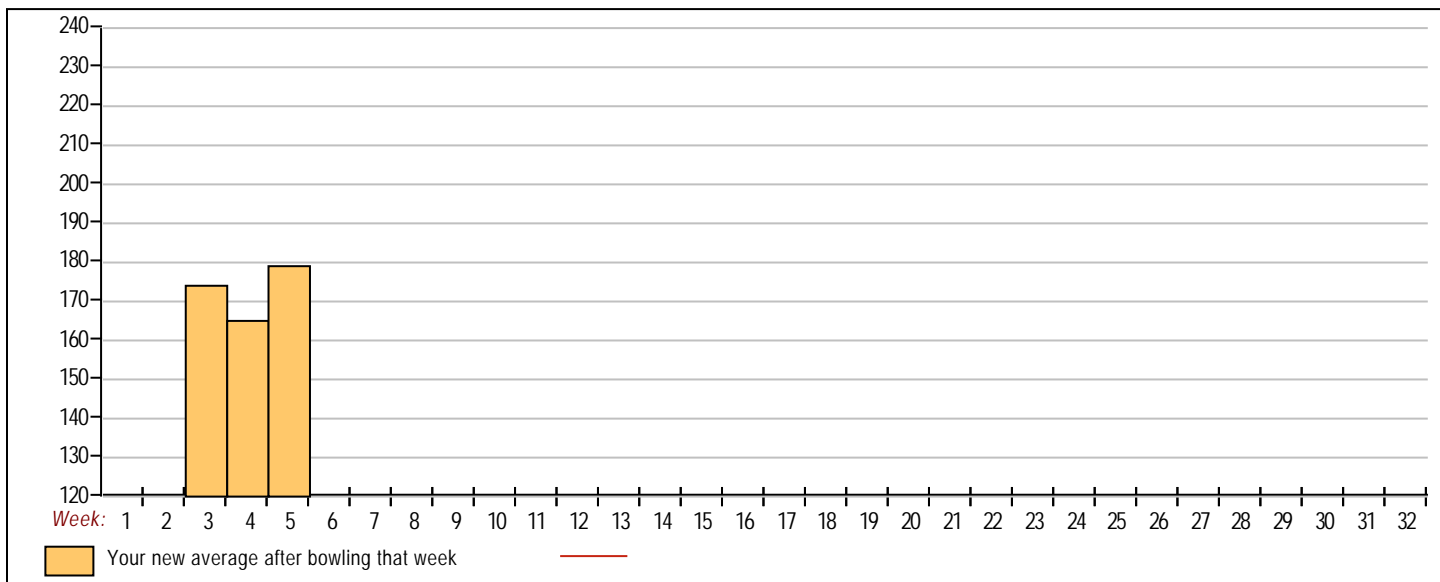
High game of 224 on week 5  
Low game of 135 on week 3

High series of 622 on week 5  
Low series of 467 on week 4

High average of 179.11 after bowling week 5  
Low average of 165.00 after bowling week 4

High Scores by Game

Game #1: 184 on week 5 Game #2: 224 on week 5 Game #3: 214 on week 5



Note: This report includes information through September 30 which is Week 5 of 32

**Angie Rivera's Bowling Record - Team 1: Just Bowling #1**

Week No.	Bowling Date	Old Avg	Old HDCP	-1-	-2-	-3-	Total	HDCP Total	Pins	Gms	---Average Change--- New - Old ---> +/-				High Game	High Sers	HDCP Game	HDCP Sers	
1	09/02/25	140	64	v140	v140	v140	420	612	0	0	-	0.00	=	0.00	0	0			
2	09/09/25	bk164	44	188	205	131	524	656	524	3	174.67	-	0.00	=	174.67	205	524	249	656
3	09/16/25	bk164	0				0	0	524	3	174.67	-	174.67	=	0.00	205	524	249	656
4	09/23/25	bk164	0				0	0	524	3	174.67	-	174.67	=	0.00	205	524	249	656
5	09/30/25	bk164	44	193	141	201	535	667	1059	6	176.50	-	174.67	=	1.83	205	535	249	667

<100	100's	125's	150's	175's	200's	225's	250's	275's	300's
		2		2	2				
<400	400's	450's	500's	550's	600's	650's	700's	750's	800's
			2						

<b>Avg of Game 1</b>	<b>Avg of Game 2</b>	<b>Avg of Game 3</b>
190.50	173.00	166.00

High game of 205 on week 2

Low game of 131 on week 2

High series of 535 on week 5

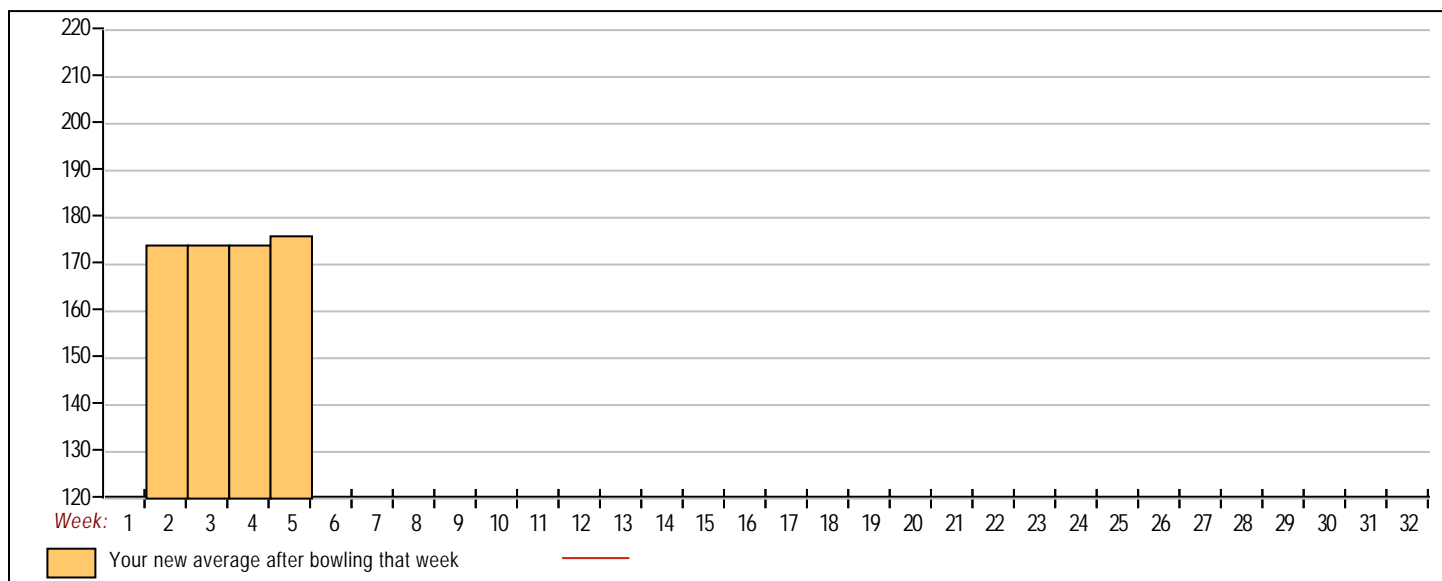
Low series of 524 on week 2

High average of 176.50 after bowling week 5

Low average of 174.67 after bowling week 2

High Scores by Game

Game #1: 193 on week 5 Game #2: 205 on week 2 Game #3: 201 on week 5



Note: This report includes information through September 30 which is Week 5 of 32

**Santya Luu's Bowling Record - Team 1: Just Bowling #1**

Week No.	Bowling Date	Old Avg	Old HDCP	-1-	-2-	-3-	Total	HDCP Total	Pins	Gms	---Average Change---				High Game	High Sers	HDCP Game	HDCP Sers	
											New - Old ---> +/-								
1	09/02/25	bk175	36	213	162	187	562	670	562	3	187.33	-	0.00	=	187.33	213	562	249	670
2	09/09/25	bk175	36	173	190	166	529	637	1091	6	181.83	-	187.33	=	-5.50	213	562	249	670
3	09/16/25	bk175	36	157	192	159	508	616	1599	9	177.67	-	181.83	=	-4.17	213	562	249	670
4	09/23/25	177	34	169	124	167	460	562	2059	12	171.58	-	177.67	=	-6.08	213	562	249	670
5	09/30/25	171	39				0	0	2059	12	171.58	-	171.58	=	0.00	213	562	249	670

<u>&lt;100</u>	<u>100's</u>	<u>125's</u>	<u>150's</u>	<u>175's</u>	<u>200's</u>	<u>225's</u>	<u>250's</u>	<u>275's</u>	<u>300's</u>
	1		7	3	1				
<u>&lt;400</u>	<u>400's</u>	<u>450's</u>	<u>500's</u>	<u>550's</u>	<u>600's</u>	<u>650's</u>	<u>700's</u>	<u>750's</u>	<u>800's</u>
		1	2	1					

<u>Avg of Game 1</u>	<u>Avg of Game 2</u>	<u>Avg of Game 3</u>
178.00	167.00	169.75

High game of 213 on week 1

Low game of 124 on week 4

High series of 562 on week 1

Low series of 460 on week 4

High average of 187.33 after bowling week 1

Low average of 171.58 after bowling week 4

High Scores by Game

Game #1: 213 on week 1 Game #2: 192 on week 3 Game #3: 187 on week 1

