

Note: This report includes information through July 9 which is Week 5 of 12

Tommy Ng's Bowling Record - Team 7: Team 7

Week No.	Bowling Date	Old Avg	Old HDCP	Scores			Total	HDCP Total	Pins		Gms	---Average Change---			High Game	High Sers	HDCP Game	HDCP Sers	
				-1-	-2-	-3-			New	Old		---> +/-							
1	06/11/24	bk211	8	218	233	195	646	670	646	3	215.33	-	0.00	=	215.33	233	646	241	670
2	06/18/24	bk211	8	198	238	216	652	676	1298	6	216.33	-	215.33	=	1.00	238	652	246	676
3	06/25/24	bk211	8	179	217	237	633	657	1931	9	214.56	-	216.33	=	-1.78	238	652	246	676
4	07/02/24	214	5	178	193	211	582	597	2513	12	209.42	-	214.56	=	-5.14	238	652	246	676
5	07/09/24	209	9	244	214	200	658	685	3171	15	211.40	-	209.42	=	1.98	244	658	253	685

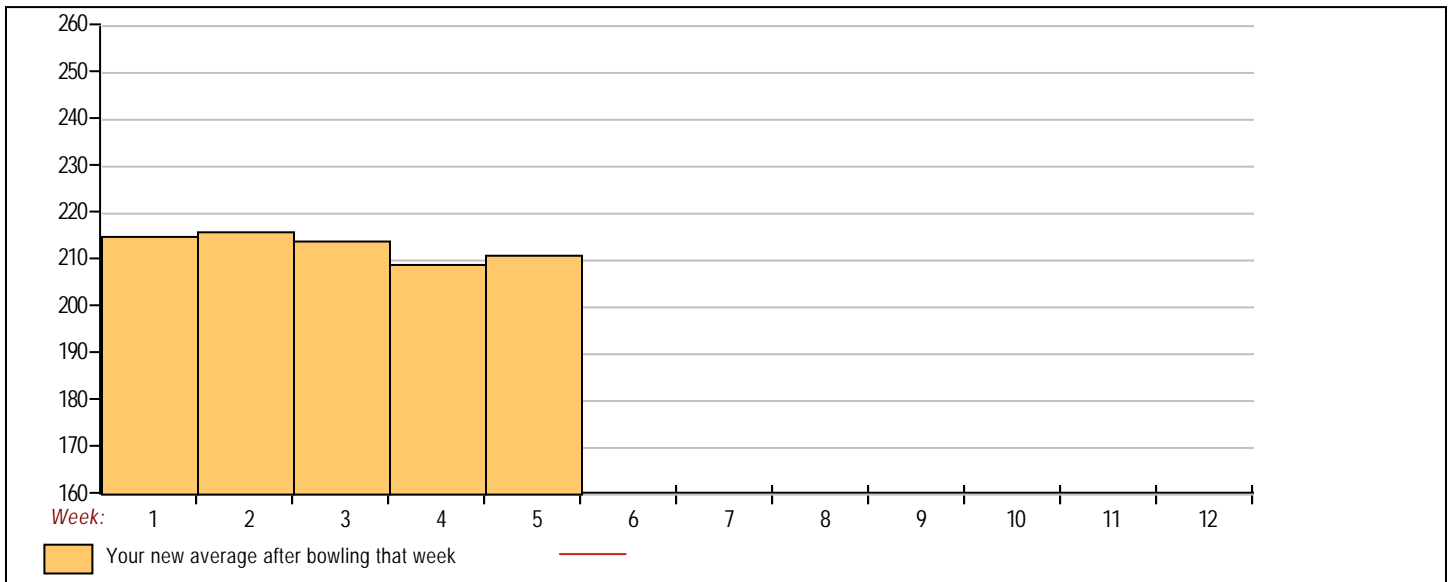
<u><100</u>	<u>100's</u>	<u>125's</u>	<u>150's</u>	<u>175's</u>	<u>200's</u>	<u>225's</u>	<u>250's</u>	<u>275's</u>	<u>300's</u>
				5	6	4			
<u><400</u>	<u>400's</u>	<u>450's</u>	<u>500's</u>	<u>550's</u>	<u>600's</u>	<u>650's</u>	<u>700's</u>	<u>750's</u>	<u>800's</u>
				1	2	2			

<u>Avg of Game 1</u>	<u>Avg of Game 2</u>	<u>Avg of Game 3</u>
203.40	219.00	211.80

High game of **244** on week **5** High series of **658** on week **5** High average of **216.33** after bowling week **2**
 Low game of **178** on week **4** Low series of **582** on week **4** Low average of **209.42** after bowling week **4**

High Scores by Game

Game #1: **244** on week **5** Game #2: **238** on week **2** Game #3: **237** on week **3**



Note: This report includes information through July 9 which is Week 5 of 12

Allen Loc's Bowling Record - Team 7: Team 7

Week No.	Bowling Date	Old Avg	Old HDCP	HDCP			Total	HDCP Total	Pins	Gms	---Average Change---			High Game	High Sers	HDCP Game	HDCP Sers		
				-1-	-2-	-3-					New - Old	--->	+/-						
1	06/11/24	140	72	v140	v140	v140	420	636	0	0	-	0.00	=	0.00	0	0			
2	06/18/24	140	72	v140	v140	v140	420	636	0	0	-	0.00	=	0.00	0	0			
3	06/25/24	bk201	17	225	245	231	701	752	701	3	233.67	-	0.00	=	233.67	245	701	262	752
4	07/02/24	bk201	17	193	200	168	561	612	1262	6	210.33	-	233.67	=	-23.33	245	701	262	752
5	07/09/24	bk201	17	203	226	210	639	690	1901	9	211.22	-	210.33	=	0.89	245	701	262	752



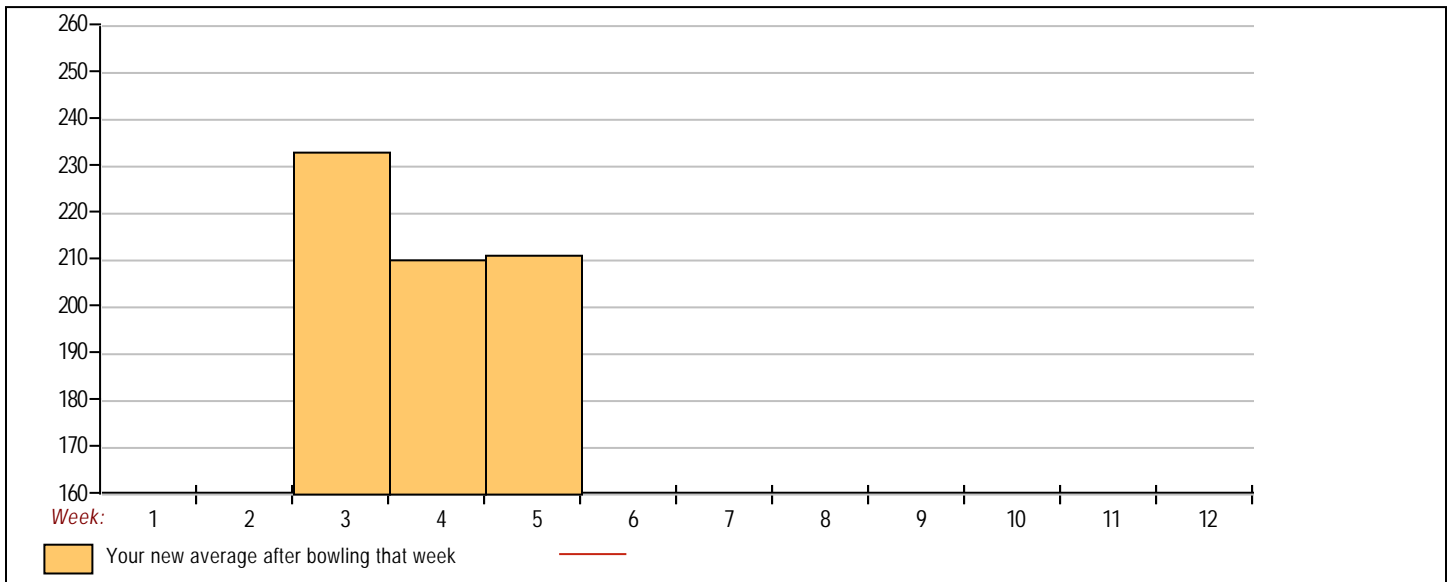
<u><100</u>	<u>100's</u>	<u>125's</u>	<u>150's</u>	<u>175's</u>	<u>200's</u>	<u>225's</u>	<u>250's</u>	<u>275's</u>	<u>300's</u>
			1	1	3	4			
<u><400</u>	<u>400's</u>	<u>450's</u>	<u>500's</u>	<u>550's</u>	<u>600's</u>	<u>650's</u>	<u>700's</u>	<u>750's</u>	<u>800's</u>
				1	1		1		

Avg of Game 1	Avg of Game 2	Avg of Game 3
207.00	223.67	203.00

High game of 245 on week 3 High series of 701 on week 3 High average of 233.67 after bowling week 3
 Low game of 168 on week 4 Low series of 561 on week 4 Low average of 210.33 after bowling week 4

High Scores by Game

Game #1: 225 on week 3 Game #2: 245 on week 3 Game #3: 231 on week 3



Note: This report includes information through July 9 which is Week 5 of 12

Stanley Chiu's Bowling Record - Team 7: Team 7

Week No.	Bowling Date	Old Avg	Old HDCP	-			Total	HDCP Total	Pins	Gms	---Average Change---			High Game	High Sers	HDCP Game	HDCP Sers		
				-1-	-2-	-3-					New	Old	---> +/-						
1	06/11/24	bk222	0	214	188	253	655	655	655	3	218.33	-	0.00	=	218.33	253	655	253	655
2	06/18/24	bk222	0	177	256	200	633	633	1288	6	214.67	-	218.33	=	-3.67	256	655	256	655
3	06/25/24	bk222	0	256	242	194	692	692	1980	9	220.00	-	214.67	=	5.33	256	692	256	692
4	07/02/24	220	0	223	191	181	595	595	2575	12	214.58	-	220.00	=	-5.42	256	692	256	692
5	07/09/24	214	5	246	247	257	750	765	3325	15	221.67	-	214.58	=	7.08	257	750	262	765



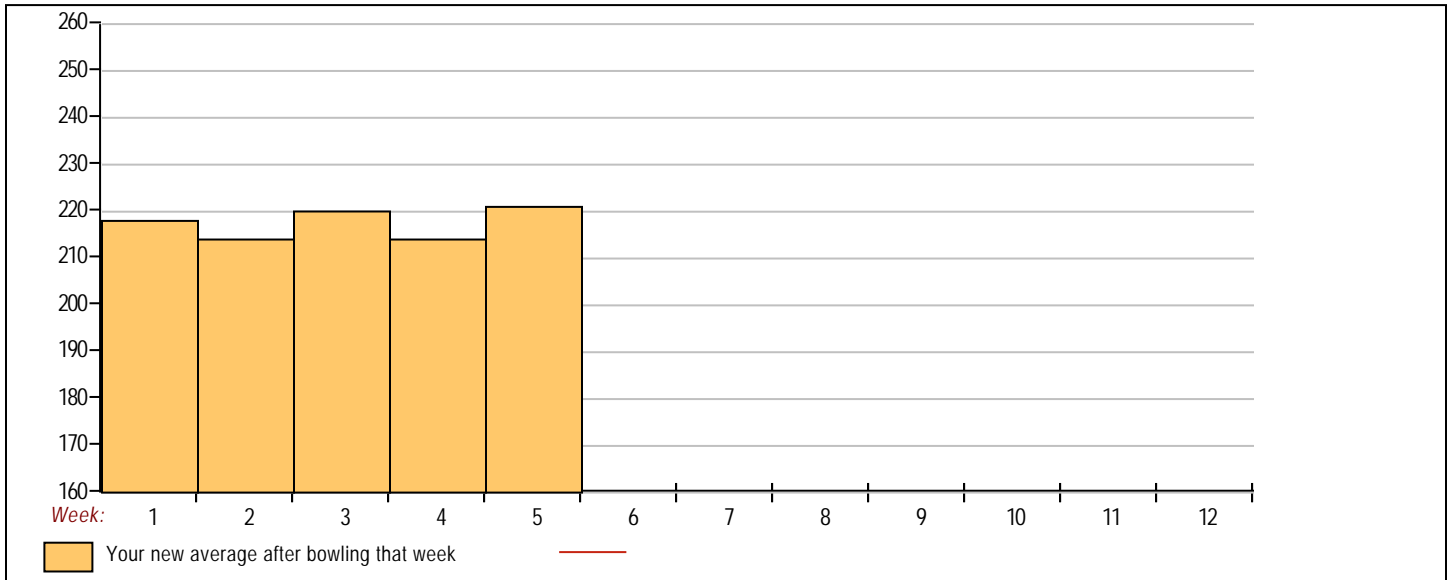
<u><100</u>	<u>100's</u>	<u>125's</u>	<u>150's</u>	<u>175's</u>	<u>200's</u>	<u>225's</u>	<u>250's</u>	<u>275's</u>	<u>300's</u>
				5	3	3	4		
<u><400</u>	<u>400's</u>	<u>450's</u>	<u>500's</u>	<u>550's</u>	<u>600's</u>	<u>650's</u>	<u>700's</u>	<u>750's</u>	<u>800's</u>
				1	1	2		1	

<u>Avg of Game 1</u>	<u>Avg of Game 2</u>	<u>Avg of Game 3</u>
223.20	224.80	217.00

High game of **257** on week **5** High series of **750** on week **5** High average of **221.67** after bowling week **5**
 Low game of **177** on week **2** Low series of **595** on week **4** Low average of **214.58** after bowling week **4**

High Scores by Game

Game #1: **256** on week **3** Game #2: **256** on week **2** Game #3: **257** on week **5**



Note: This report includes information through July 9 which is Week 5 of 12

Timmy Ng's Bowling Record - Team 7: Team 7

Week No.	Bowling Date	Old Avg	Old HDCP	-1-	-2-	-3-	Total	HDCP Total	Pins	Gms	---Average Change---			High Game	High Sers	HDCP Game	HDCP Sers
											New - Old	--->	+/-				
1	06/11/24	bk199	0				0	0	0	0		- 0.00 = 0.00	0	0			
2	06/18/24	bk199	0				0	0	0	0		- 0.00 = 0.00	0	0			
3	06/25/24	bk199	0				0	0	0	0		- 0.00 = 0.00	0	0			
4	07/02/24	bk199	0				0	0	0	0		- 0.00 = 0.00	0	0			
5	07/09/24	bk199	18				0	0	0	0		- 0.00 = 0.00	0	0			

- <100
- 100's
- 125's
- 150's
- 175's
- 200's
- 225's
- 250's
- 275's
- 300's
- <400
- 400's
- 450's
- 500's
- 550's
- 600's
- 650's
- 700's
- 750's
- 800's

Avg of Game 1 Avg of Game 2 Avg of Game 3

High game of 0 on week 0 High series of 0 on week 0 High average of 0.00 after bowling week 5
 Low game of 0 on week 0 Low series of 0 on week 0 Low average of 0.00 after bowling week 5

High Scores by Game

Game #1: 0 on week 0 Game #2: 0 on week 0 Game #3: 0 on week 0

