

Note: This report includes information through July 9 which is Week 5 of 12

**Darryl Huynh's Bowling Record - Team 6: Just Bowling #3**

Week No.	Bowling Date	Old Avg	Old HDCP	-			Total	HDCP Total	Pins	Gms	---Average Change---			High Game	High Sers	HDCP Game	HDCP Sers		
				-1-	-2-	-3-					New	Old	---> +/-						
1	06/11/24	bk190	27	155	180	160	495	576	495	3	165.00	-	0.00	=	165.00	180	495	207	576
2	06/18/24	bk190	0				0	0	495	3	165.00	-	165.00	=	0.00	180	495	207	576
3	06/25/24	bk190	0				0	0	495	3	165.00	-	165.00	=	0.00	180	495	207	576
4	07/02/24	bk190	27	155	168	164	487	568	982	6	163.67	-	165.00	=	-1.33	180	495	207	576
5	07/09/24	bk190	27	202	177	171	550	631	1532	9	170.22	-	163.67	=	6.56	202	550	229	631

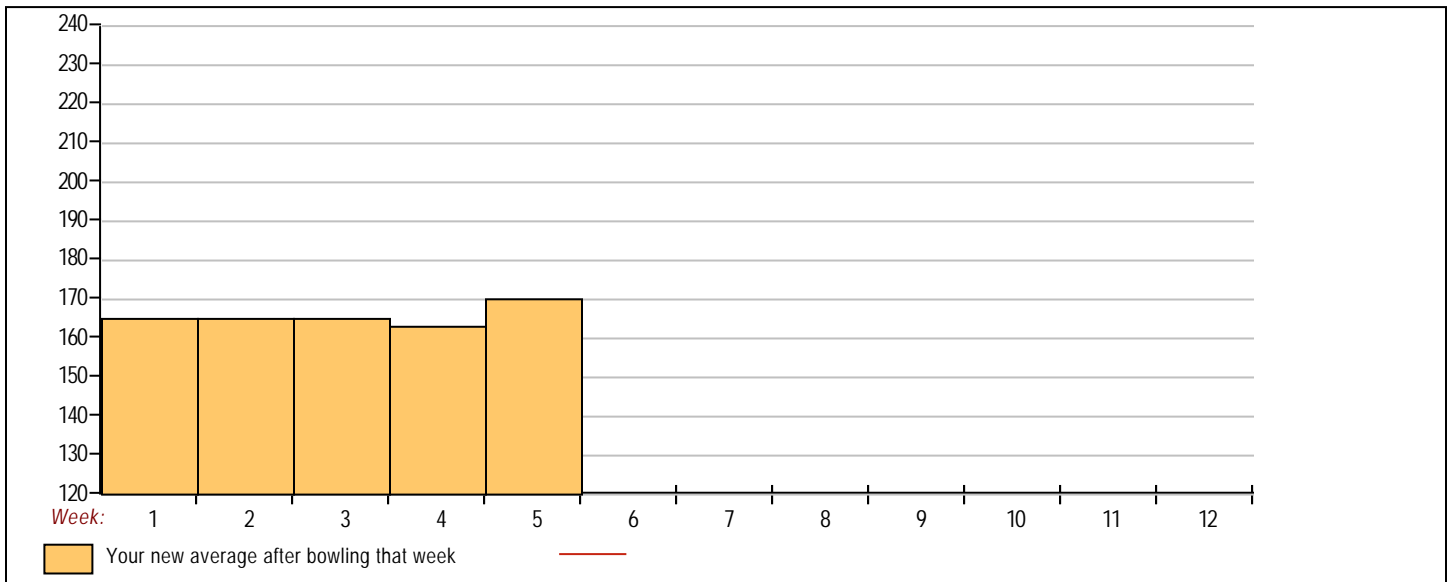
<u>&lt;100</u>	<u>100's</u>	<u>125's</u>	<u>150's</u>	<u>175's</u>	<u>200's</u>	<u>225's</u>	<u>250's</u>	<u>275's</u>	<u>300's</u>
			6	2	1				
<u>&lt;400</u>	<u>400's</u>	<u>450's</u>	<u>500's</u>	<u>550's</u>	<u>600's</u>	<u>650's</u>	<u>700's</u>	<u>750's</u>	<u>800's</u>
		2		1					

<u>Avg of Game 1</u>	<u>Avg of Game 2</u>	<u>Avg of Game 3</u>
170.67	175.00	165.00

High game of **202** on week **5**      High series of **550** on week **5**      High average of **170.22** after bowling week **5**  
 Low game of **155** on week **1**      Low series of **487** on week **4**      Low average of **163.67** after bowling week **4**

High Scores by Game

Game #1: **202** on week **5**    Game #2: **180** on week **1**    Game #3: **171** on week **5**



Note: This report includes information through July 9 which is Week 5 of 12

**Michael Truong's Bowling Record - Team 6: Just Bowling #3**

Week No.	Bowling Date	Old Avg	Old HDCP	-			Total	HDCP Total	Pins	Gms	---Average Change---			High Game	High Sers	HDCP Game	HDCP Sers		
				-1-	-2-	-3-					New	Old	---> +/-						
1	06/11/24	bk197	20	177	153	158	488	548	488	3	162.67	-	0.00	=	162.67	177	488	197	548
2	06/18/24	bk197	20	202	192	193	587	647	1075	6	179.17	-	162.67	=	16.50	202	587	222	647
3	06/25/24	bk197	20	178	209	227	614	674	1689	9	187.67	-	179.17	=	8.50	227	614	247	674
4	07/02/24	187	29	216	154	192	562	649	2251	12	187.58	-	187.67	=	-0.08	227	614	247	674
5	07/09/24	187	29	195	149	199	543	630	2794	15	186.27	-	187.58	=	-1.32	227	614	247	674

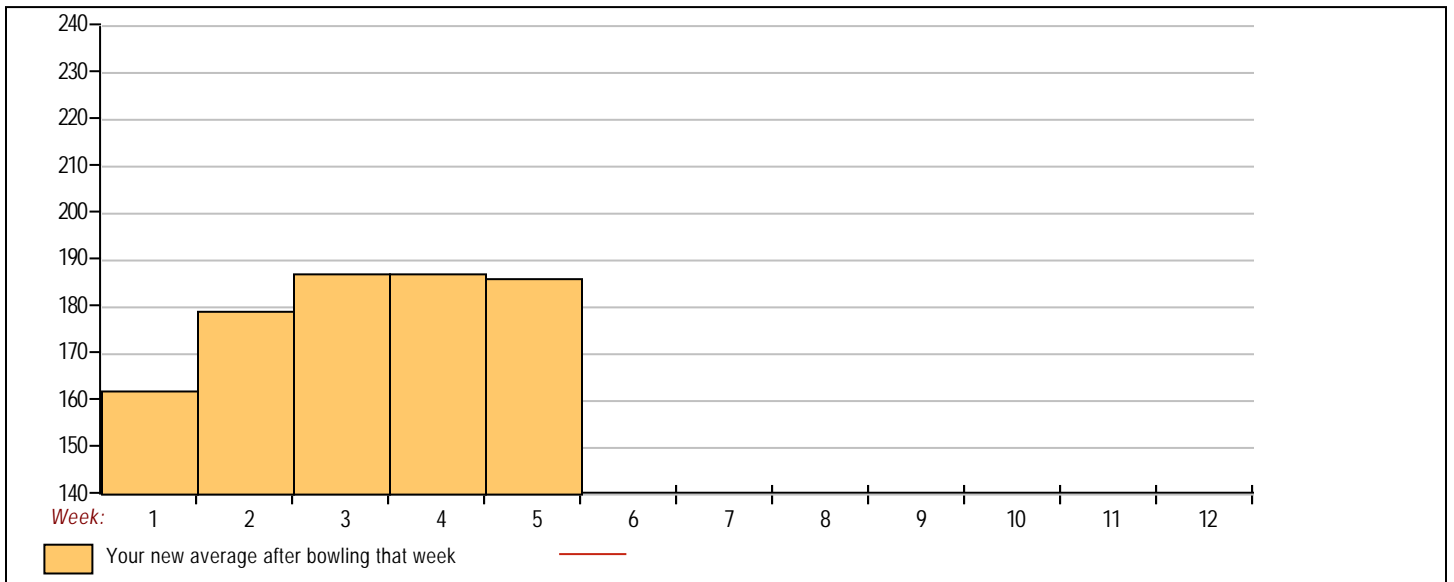
<u>&lt;100</u>	<u>100's</u>	<u>125's</u>	<u>150's</u>	<u>175's</u>	<u>200's</u>	<u>225's</u>	<u>250's</u>	<u>275's</u>	<u>300's</u>
		1	3	7	3	1			
<u>&lt;400</u>	<u>400's</u>	<u>450's</u>	<u>500's</u>	<u>550's</u>	<u>600's</u>	<u>650's</u>	<u>700's</u>	<u>750's</u>	<u>800's</u>
		1	1	2	1				

<u>Avg of Game 1</u>	<u>Avg of Game 2</u>	<u>Avg of Game 3</u>
193.60	171.40	193.80

High game of 227 on week 3      High series of 614 on week 3      High average of 187.67 after bowling week 3  
 Low game of 149 on week 5      Low series of 488 on week 1      Low average of 162.67 after bowling week 1

High Scores by Game

Game #1: 216 on week 4    Game #2: 209 on week 3    Game #3: 227 on week 3



Note: This report includes information through July 9 which is Week 5 of 12

**Van Zeng's Bowling Record - Team 6: Just Bowling #3**

Week No.	Bowling Date	Old Avg	Old HDCP	-			Total	HDCP Total	Pins	Gms	---Average Change---			High Game	High Sers	HDCP Game	HDCP Sers		
				-1-	-2-	-3-					New - Old	--->	+/-						
1	06/11/24	bk202	16	194	203	161	558	606	558	3	186.00	-	0.00	=	186.00	203	558	219	606
2	06/18/24	bk202	16	201	204	196	601	649	1159	6	193.17	-	186.00	=	7.17	204	601	220	649
3	06/25/24	bk202	16	190	268	215	673	721	1832	9	203.56	-	193.17	=	10.39	268	673	284	721
4	07/02/24	203	15	183	173	177	533	578	2365	12	197.08	-	203.56	=	-6.47	268	673	284	721
5	07/09/24	197	20	163	201	196	560	620	2925	15	195.00	-	197.08	=	-2.08	268	673	284	721

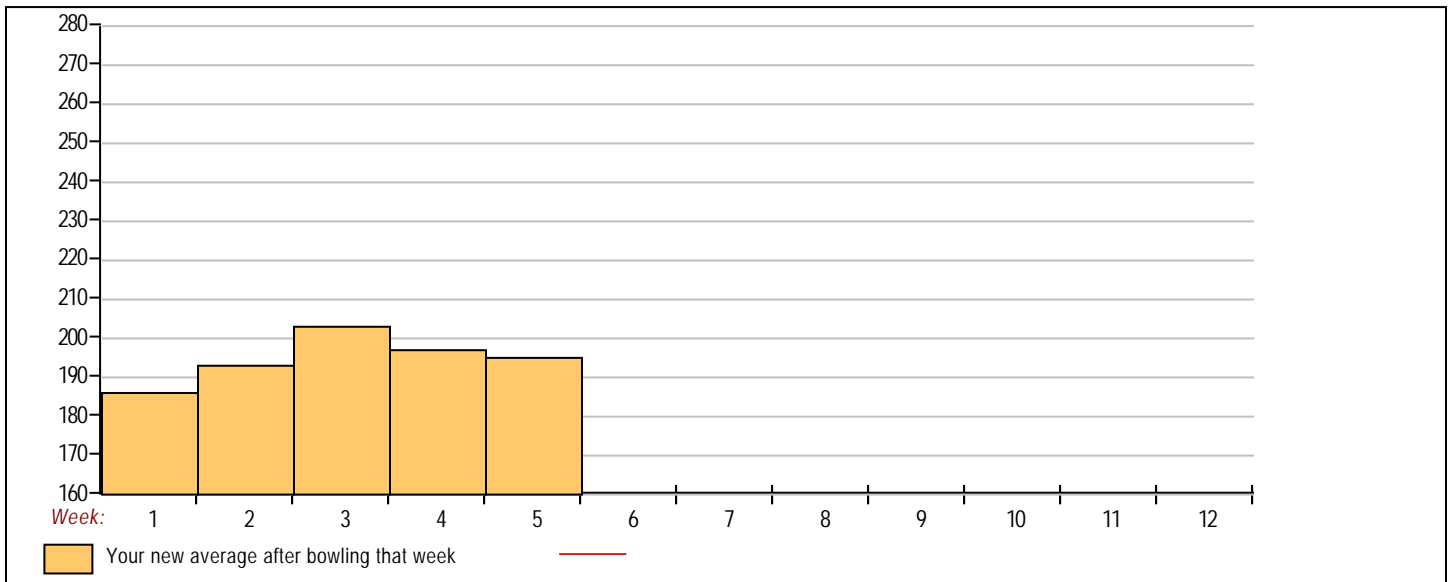
<u>&lt;100</u>	<u>100's</u>	<u>125's</u>	<u>150's</u>	<u>175's</u>	<u>200's</u>	<u>225's</u>	<u>250's</u>	<u>275's</u>	<u>300's</u>
			3	6	5		1		
<u>&lt;400</u>	<u>400's</u>	<u>450's</u>	<u>500's</u>	<u>550's</u>	<u>600's</u>	<u>650's</u>	<u>700's</u>	<u>750's</u>	<u>800's</u>
			1	2	1	1			

<u>Avg of Game 1</u>	<u>Avg of Game 2</u>	<u>Avg of Game 3</u>
186.20	209.80	189.00

High game of 268 on week 3      High series of 673 on week 3      High average of 203.56 after bowling week 3  
 Low game of 161 on week 1      Low series of 533 on week 4      Low average of 186.00 after bowling week 1

High Scores by Game

Game #1: 201 on week 2    Game #2: 268 on week 3    Game #3: 215 on week 3



Note: This report includes information through July 9 which is Week 5 of 12

**Angie Rivera's Bowling Record - Team 6: Just Bowling #3**

Week No.	Bowling Date	Old Avg	Old HDCP	-			Total	HDCP Total	Pins	Gms	---Average Change---			High Game	High Sers	HDCP Game	HDCP Sers		
				-1-	-2-	-3-					New - Old	--->	+/-						
3	06/25/24	bk167	47	163	190	154	507	648	507	3	169.00	-	0.00	=	169.00	190	507	237	648
4	07/02/24	bk167	0				0	0	507	3	169.00	-	169.00	=	0.00	190	507	237	648
5	07/09/24	bk167	47				0	0	507	3	169.00	-	169.00	=	0.00	190	507	237	648



<u>&lt;100</u>	<u>100's</u>	<u>125's</u>	<u>150's</u>	<u>175's</u>	<u>200's</u>	<u>225's</u>	<u>250's</u>	<u>275's</u>	<u>300's</u>
			2	1					
<u>&lt;400</u>	<u>400's</u>	<u>450's</u>	<u>500's</u>	<u>550's</u>	<u>600's</u>	<u>650's</u>	<u>700's</u>	<u>750's</u>	<u>800's</u>
			1						

<u>Avg of Game 1</u>	<u>Avg of Game 2</u>	<u>Avg of Game 3</u>
163.00	190.00	154.00

High game of 190 on week 3	High series of 507 on week 3	High average of 169.00 after bowling week 3
Low game of 154 on week 3	Low series of 507 on week 3	Low average of 169.00 after bowling week 3

High Scores by Game

Game #1: 163 on week 3 Game #2: 190 on week 3 Game #3: 154 on week 3

