

Note: This report includes information through July 9 which is Week 5 of 12

Wyman Lu's Bowling Record - Team 27: Werkshop

Week No.	Bowling Date	Old Avg	Old HDCP	-			Total	HDCP Total	Pins	Gms	---Average Change---			High Game	High Sers	HDCP Game	HDCP Sers		
				-1-	-2-	-3-					New - Old	--->	+/-						
1	06/11/24	bk139	72	172	100	131	403	619	403	3	134.33	-	0.00	=	134.33	172	403	244	619
2	06/18/24	bk139	72	163	125	122	410	626	813	6	135.50	-	134.33	=	1.17	172	410	244	626
3	06/25/24	bk139	72	125	105	146	376	592	1189	9	132.11	-	135.50	=	-3.39	172	410	244	626
4	07/02/24	132	0				0	0	1189	9	132.11	-	132.11	=	0.00	172	410	244	626
5	07/09/24	132	79	112	126	129	367	604	1556	12	129.67	-	132.11	=	-2.44	172	410	244	626

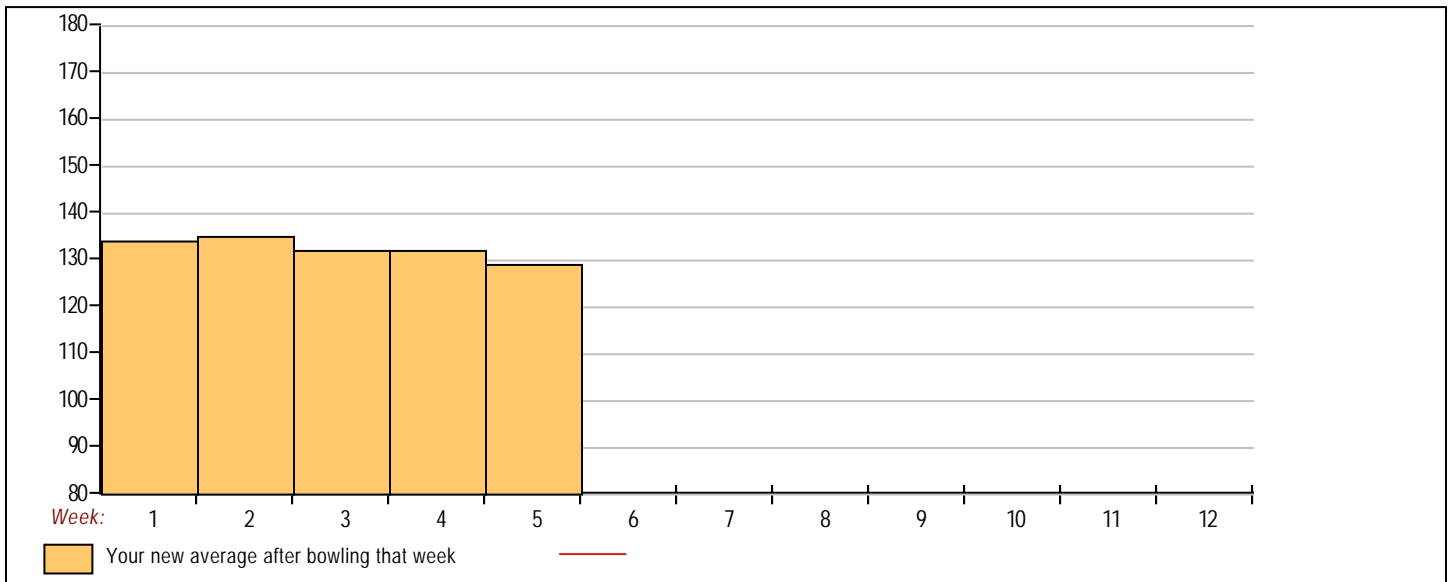
<u><100</u>	<u>100's</u> 4	<u>125's</u> 6	<u>150's</u> 2	<u>175's</u>	<u>200's</u>	<u>225's</u>	<u>250's</u>	<u>275's</u>	<u>300's</u>
<u><400</u> 2	<u>400's</u> 2	<u>450's</u>	<u>500's</u>	<u>550's</u>	<u>600's</u>	<u>650's</u>	<u>700's</u>	<u>750's</u>	<u>800's</u>

<u>Avg of Game 1</u> 143.00	<u>Avg of Game 2</u> 114.00	<u>Avg of Game 3</u> 132.00
--------------------------------	--------------------------------	--------------------------------

High game of **172** on week **1** High series of **410** on week **2** High average of **135.50** after bowling week **2**
 Low game of **100** on week **1** Low series of **367** on week **5** Low average of **129.67** after bowling week **5**

High Scores by Game

Game #1: **172** on week **1** Game #2: **126** on week **5** Game #3: **146** on week **3**



Note: This report includes information through July 9 which is Week 5 of 12

Mark Moua's Bowling Record - Team 27: Workshop

Week No.	Bowling Date	Old Avg	Old HDCP	-			Total	HDCP Total	Pins Gms		---Average Change---			High Game	High Sers	HDCP Game	HDCP Sers		
				-1-	-2-	-3-			New	Old	---> +/-								
1	06/11/24	bk142	70	234	154	182	570	780	570	3	190.00	-	0.00	=	190.00	234	570	304	780
2	06/18/24	bk142	70	136	170	118	424	634	994	6	165.67	-	190.00	=	-24.33	234	570	304	780
3	06/25/24	bk142	70	149	175	135	459	669	1453	9	161.44	-	165.67	=	-4.22	234	570	304	780
4	07/02/24	161	53	148	130	144	422	581	1875	12	156.25	-	161.44	=	-5.19	234	570	304	780
5	07/09/24	156	57	166	166	172	504	675	2379	15	158.60	-	156.25	=	2.35	234	570	304	780



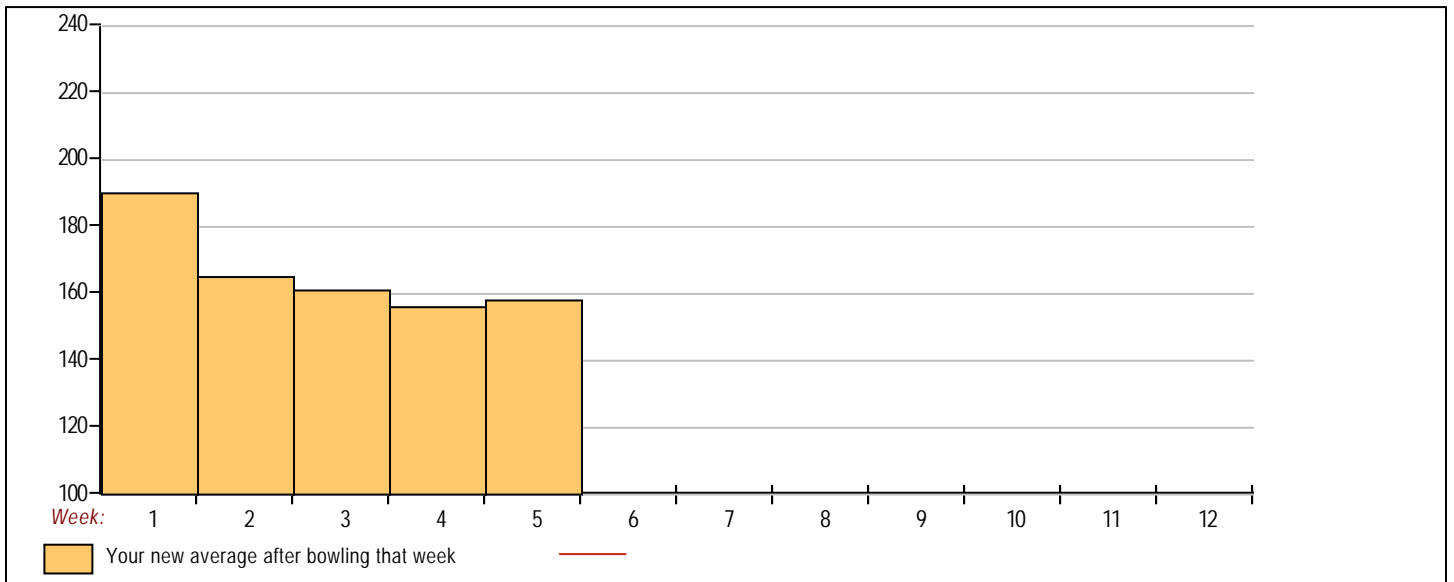
<u><100</u>	<u>100's</u>	<u>125's</u>	<u>150's</u>	<u>175's</u>	<u>200's</u>	<u>225's</u>	<u>250's</u>	<u>275's</u>	<u>300's</u>
	1	6	5	2		1			
<u><400</u>	<u>400's</u>	<u>450's</u>	<u>500's</u>	<u>550's</u>	<u>600's</u>	<u>650's</u>	<u>700's</u>	<u>750's</u>	<u>800's</u>
	2	1	1	1					

<u>Avg of Game 1</u>	<u>Avg of Game 2</u>	<u>Avg of Game 3</u>
166.60	159.00	150.20

High game of 234 on week 1 High series of 570 on week 1 High average of 190.00 after bowling week 1
 Low game of 118 on week 2 Low series of 422 on week 4 Low average of 156.25 after bowling week 4

High Scores by Game

Game #1: 234 on week 1 Game #2: 175 on week 3 Game #3: 182 on week 1



Note: This report includes information through July 9 which is Week 5 of 12

Joey Himuro's Bowling Record - Team 27: Werkshop

Week No.	Bowling Date	Old Avg	Old HDCP	-1-	-2-	-3-	Total	HDCP Total	Pins	Gms	---Average Change---			High Game	High Sers	HDCP Game	HDCP Sers		
											New - Old	--->	+/-						
5	07/09/24	bk189	27	201	196	168	565	646	565	3	188.33	-	0.00	=	188.33	201	565	228	646



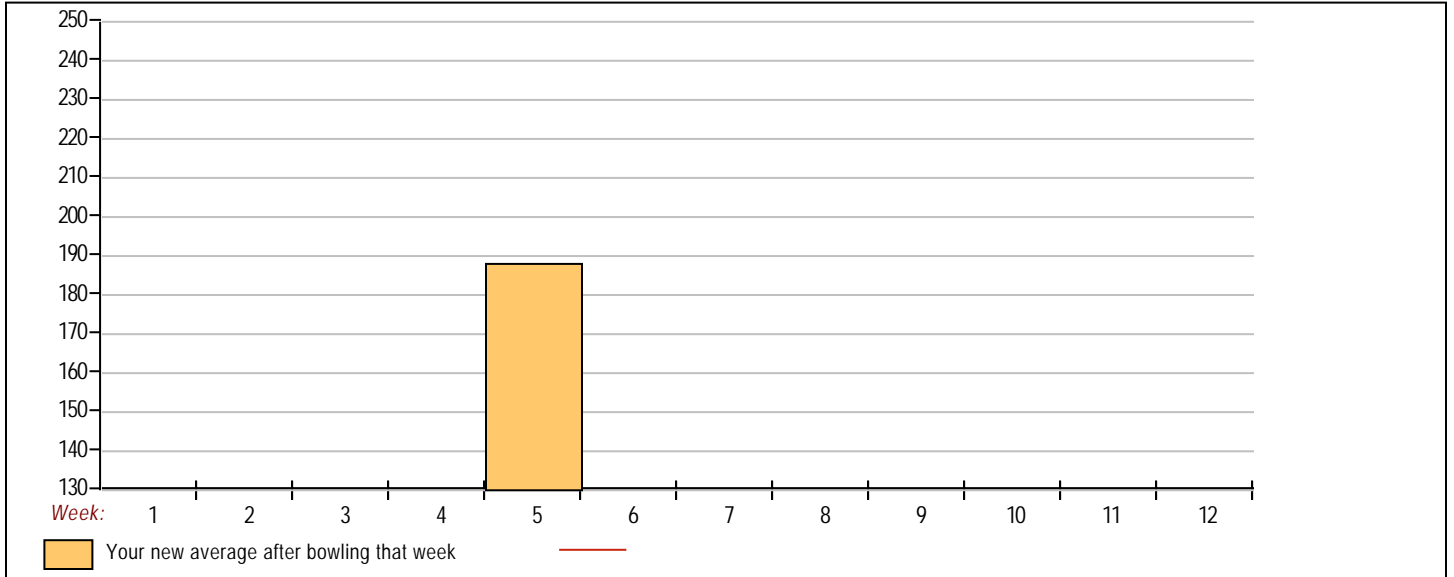
<u><100</u>	<u>100's</u>	<u>125's</u>	<u>150's</u>	<u>175's</u>	<u>200's</u>	<u>225's</u>	<u>250's</u>	<u>275's</u>	<u>300's</u>
			1	1	1				
<u><400</u>	<u>400's</u>	<u>450's</u>	<u>500's</u>	<u>550's</u>	<u>600's</u>	<u>650's</u>	<u>700's</u>	<u>750's</u>	<u>800's</u>
				1					

<u>Avg of Game 1</u>	<u>Avg of Game 2</u>	<u>Avg of Game 3</u>
201.00	196.00	168.00

High game of 201 on week 5 High series of 565 on week 5 High average of 188.33 after bowling week 5
 Low game of 168 on week 5 Low series of 565 on week 5 Low average of 188.33 after bowling week 5

High Scores by Game

Game #1: 201 on week 5 Game #2: 196 on week 5 Game #3: 168 on week 5



Note: This report includes information through July 9 which is Week 5 of 12

Sunny Wong's Bowling Record - Team 27: Werkshop

Week No.	Bowling Date	Old Avg	Old HDCP	-			Total	HDCP Total	Pins	Gms	---Average Change---			High Game	High Sers	HDCP Game	HDCP Sers		
				-1-	-2-	-3-					New	Old	---> +/-						
1	06/11/24	bk142	0				0	0	0	0	-	0.00	=	0.00	0	0			
2	06/18/24	bk142	0				0	0	0	0	-	0.00	=	0.00	0	0			
3	06/25/24	bk142	70	176	143	143	462	672	462	3	154.00	-	0.00	=	154.00	176	462	246	672
4	07/02/24	bk142	70	165	202	165	532	742	994	6	165.67	-	154.00	=	11.67	202	532	272	742
5	07/09/24	bk142	70				0	0	994	6	165.67	-	165.67	=	0.00	202	532	272	742

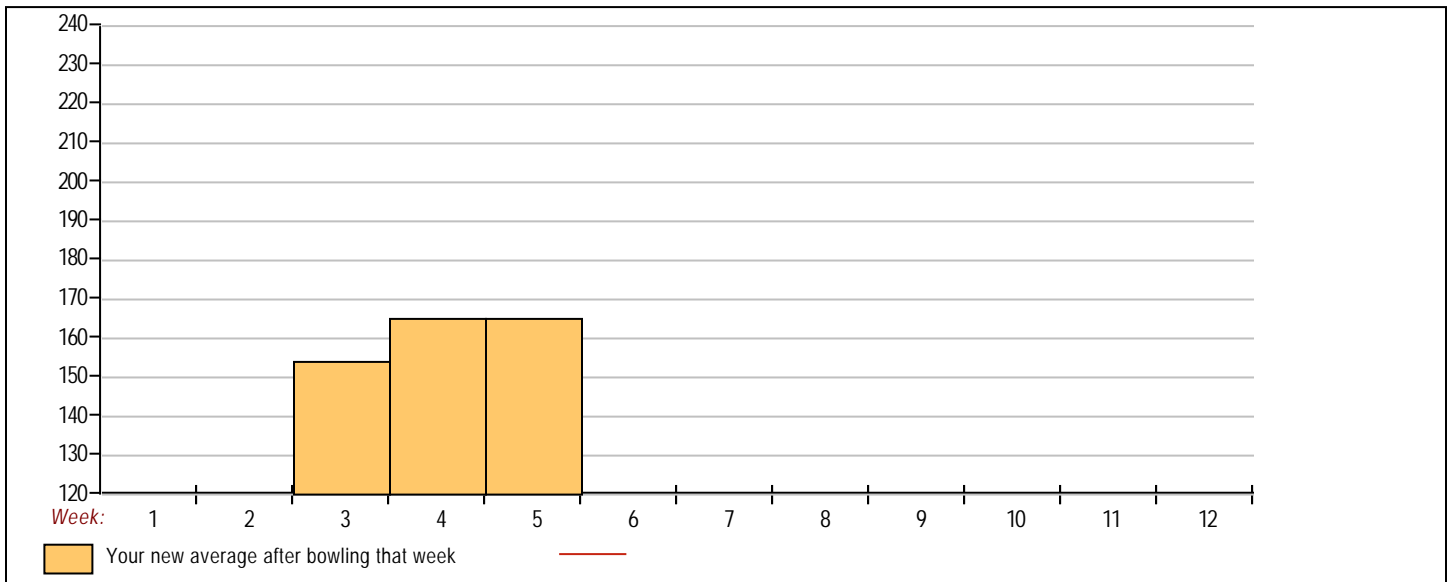
<u><100</u>	<u>100's</u>	<u>125's</u>	<u>150's</u>	<u>175's</u>	<u>200's</u>	<u>225's</u>	<u>250's</u>	<u>275's</u>	<u>300's</u>
		2	2	1	1				
<u><400</u>	<u>400's</u>	<u>450's</u>	<u>500's</u>	<u>550's</u>	<u>600's</u>	<u>650's</u>	<u>700's</u>	<u>750's</u>	<u>800's</u>
		1	1						

<u>Avg of Game 1</u>	<u>Avg of Game 2</u>	<u>Avg of Game 3</u>
170.50	172.50	154.00

High game of 202 on week 4 High series of 532 on week 4 High average of 165.67 after bowling week 4
 Low game of 143 on week 3 Low series of 462 on week 3 Low average of 154.00 after bowling week 3

High Scores by Game

Game #1: 176 on week 3 Game #2: 202 on week 4 Game #3: 165 on week 4



Note: This report includes information through July 9 which is Week 5 of 12

Jimmy Sexton's Bowling Record - Team 27: Workshop

Week No.	Bowling Date	Old Avg	Old HDCP	-1-	-2-	-3-	Total	HDCP Total	Pins	Gms	---Average Change---			High Game	High Sers	HDCP Game	HDCP Sers		
											New	Old	---> +/-						
1	06/11/24	bk175	40	182	170	191	543	663	543	3	181.00	-	0.00	=	181.00	191	543	231	663
2	06/18/24	bk175	40	152	168	194	514	634	1057	6	176.17	-	181.00	=	-4.83	194	543	234	663
3	06/25/24	bk175	0				0	0	1057	6	176.17	-	176.17	=	0.00	194	543	234	663
4	07/02/24	bk175	40	213	171	192	576	696	1633	9	181.44	-	176.17	=	5.28	213	576	253	696
5	07/09/24	181	35				0	0	1633	9	181.44	-	181.44	=	0.00	213	576	253	696



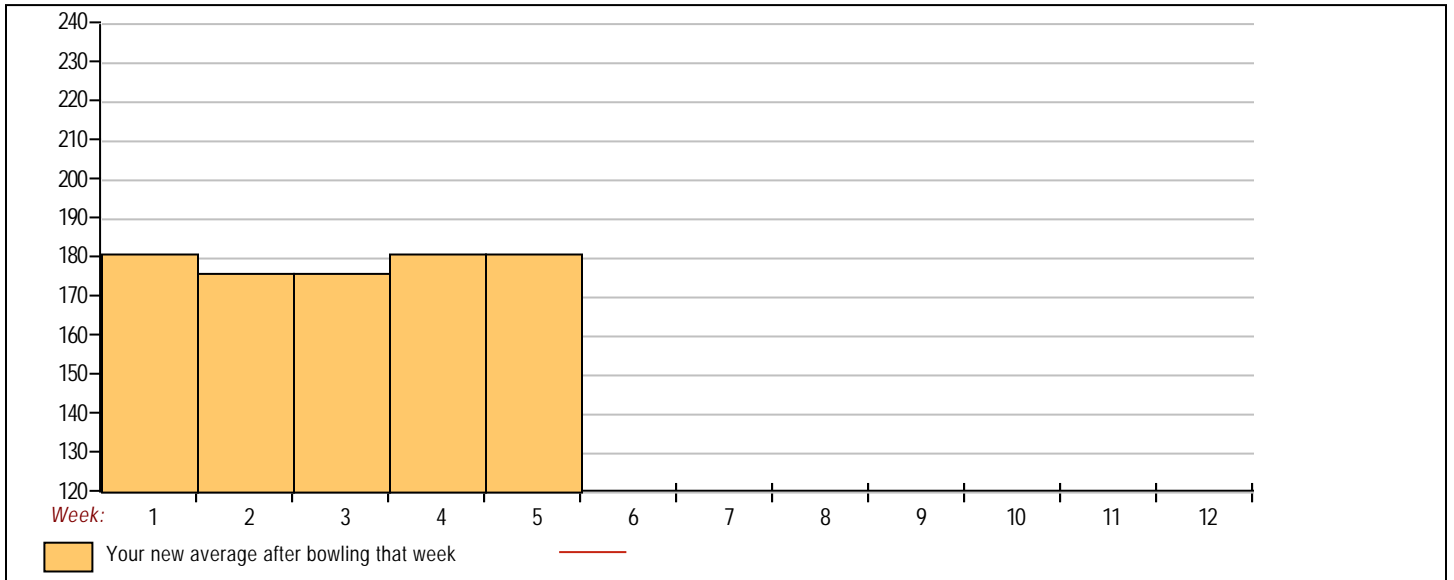
<u><100</u>	<u>100's</u>	<u>125's</u>	<u>150's</u>	<u>175's</u>	<u>200's</u>	<u>225's</u>	<u>250's</u>	<u>275's</u>	<u>300's</u>
			4	4	1				
<u><400</u>	<u>400's</u>	<u>450's</u>	<u>500's</u>	<u>550's</u>	<u>600's</u>	<u>650's</u>	<u>700's</u>	<u>750's</u>	<u>800's</u>
			2	1					

<u>Avg of Game 1</u>	<u>Avg of Game 2</u>	<u>Avg of Game 3</u>
182.33	169.67	192.33

High game of 213 on week 4 High series of 576 on week 4 High average of 181.44 after bowling week 4
 Low game of 152 on week 2 Low series of 514 on week 2 Low average of 176.17 after bowling week 2

High Scores by Game

Game #1: 213 on week 4 Game #2: 171 on week 4 Game #3: 194 on week 2



Note: This report includes information through July 9 which is Week 5 of 12

Jenny Mak's Bowling Record - Team 27: Werkshop

Week No.	Bowling Date	Old Avg	Old HDCP	-1-	-2-	-3-	Total	HDCP Total	Pins	Gms	---Average Change---			High Game	High Sers	HDCP Game	HDCP Sers
											New - Old	-->	+/-				
1	06/11/24	bk135	0				0	0	0	0		- 0.00	= 0.00	0	0		
2	06/18/24	bk135	0				0	0	0	0		- 0.00	= 0.00	0	0		
3	06/25/24	bk135	0				0	0	0	0		- 0.00	= 0.00	0	0		
4	07/02/24	bk135	0				0	0	0	0		- 0.00	= 0.00	0	0		
5	07/09/24	bk135	76				0	0	0	0		- 0.00	= 0.00	0	0		



- | | | | | | | | | | |
|----------------|--------------|--------------|--------------|--------------|--------------|--------------|--------------|--------------|--------------|
| <u><100</u> | <u>100's</u> | <u>125's</u> | <u>150's</u> | <u>175's</u> | <u>200's</u> | <u>225's</u> | <u>250's</u> | <u>275's</u> | <u>300's</u> |
| <u><400</u> | <u>400's</u> | <u>450's</u> | <u>500's</u> | <u>550's</u> | <u>600's</u> | <u>650's</u> | <u>700's</u> | <u>750's</u> | <u>800's</u> |

Avg of Game 1 Avg of Game 2 Avg of Game 3

High game of 0 on week 0 High series of 0 on week 0 High average of 0.00 after bowling week 5
 Low game of 0 on week 0 Low series of 0 on week 0 Low average of 0.00 after bowling week 5

High Scores by Game

Game #1: 0 on week 0 Game #2: 0 on week 0 Game #3: 0 on week 0

