

Note: This report includes information through July 9 which is Week 5 of 12

**Tuan Le's Bowling Record - Team 20: Fraternity of Bowlers**

Week No.	Bowling Date	Old Avg	Old HDCP	-			Total	HDCP Total	Pins	Gms	---Average Change---			High Game	High Sers	HDCP Game	HDCP Sers		
				-1-	-2-	-3-					New - Old	--->	+/-						
1	06/11/24	bk193	0				0	0	0	0	-	0.00	=	0.00	0	0			
2	06/18/24	bk193	24	178	222	215	615	687	615	3	205.00	-	0.00	=	205.00	222	615	246	687
3	06/25/24	bk193	24	200	133	149	482	554	1097	6	182.83	-	205.00	=	-22.17	222	615	246	687
4	07/02/24	bk193	24	170	232	170	572	644	1669	9	185.44	-	182.83	=	2.61	232	615	256	687
5	07/09/24	185	31	194	169	156	519	612	2188	12	182.33	-	185.44	=	-3.11	232	615	256	687

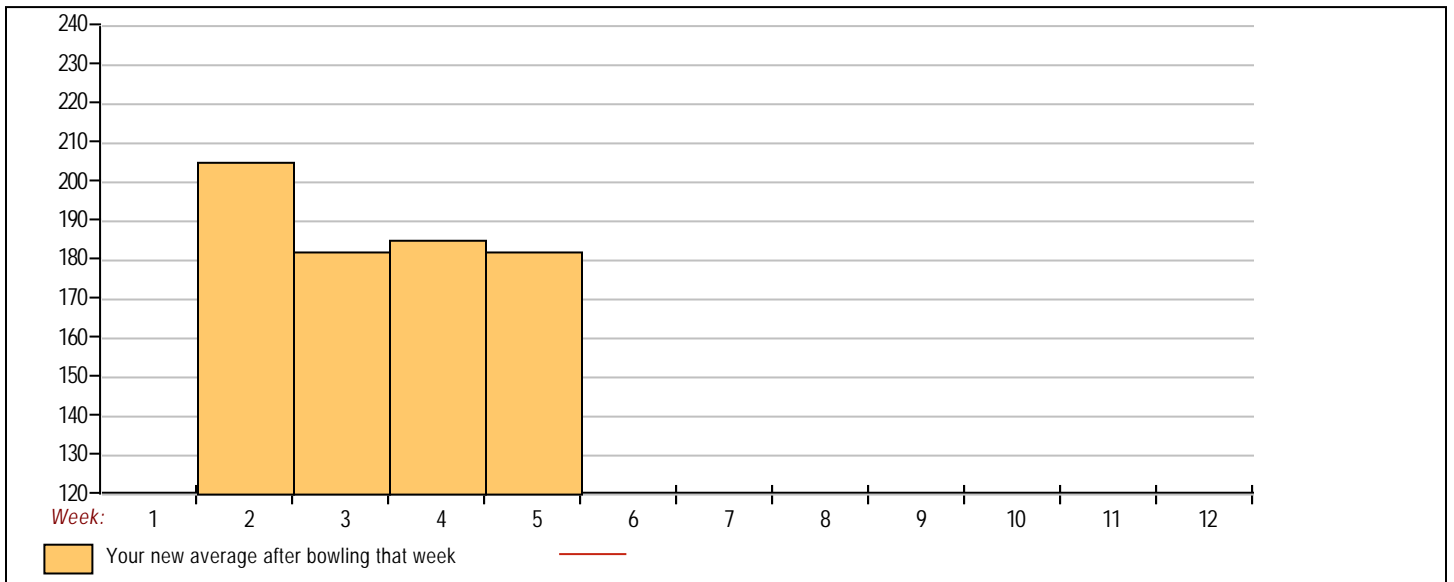
<u>&lt;100</u>	<u>100's</u>	<u>125's</u>	<u>150's</u>	<u>175's</u>	<u>200's</u>	<u>225's</u>	<u>250's</u>	<u>275's</u>	<u>300's</u>
		2	4	2	3	1			
<u>&lt;400</u>	<u>400's</u>	<u>450's</u>	<u>500's</u>	<u>550's</u>	<u>600's</u>	<u>650's</u>	<u>700's</u>	<u>750's</u>	<u>800's</u>
		1	1	1	1				

<u>Avg of Game 1</u>	<u>Avg of Game 2</u>	<u>Avg of Game 3</u>
185.50	189.00	172.50

High game of 232 on week 4      High series of 615 on week 2      High average of 205.00 after bowling week 2  
 Low game of 133 on week 3      Low series of 482 on week 3      Low average of 182.33 after bowling week 5

High Scores by Game

Game #1: 200 on week 3    Game #2: 232 on week 4    Game #3: 215 on week 2



Note: This report includes information through July 9 which is Week 5 of 12

**Tony Tam's Bowling Record - Team 20: Fraternity of Bowlers**

Week No.	Bowling Date	Old Avg	Old HDCP	-			Total	HDCP Total	Pins	Gms	---Average Change---			High Game	High Sers	HDCP Game	HDCP Sers		
				-1-	-2-	-3-					New - Old	--->	+/-						
1	06/11/24	bk183	0				0	0	0	0	-	0.00	=	0.00	0	0			
2	06/18/24	bk183	0				0	0	0	0	-	0.00	=	0.00	0	0			
3	06/25/24	bk183	33	198	187	201	586	685	586	3	195.33	-	0.00	=	195.33	201	586	234	685
4	07/02/24	bk183	33	175	210	205	590	689	1176	6	196.00	-	195.33	=	0.67	210	590	243	689
5	07/09/24	bk183	33	158	128	162	448	547	1624	9	180.44	-	196.00	=	-15.56	210	590	243	689

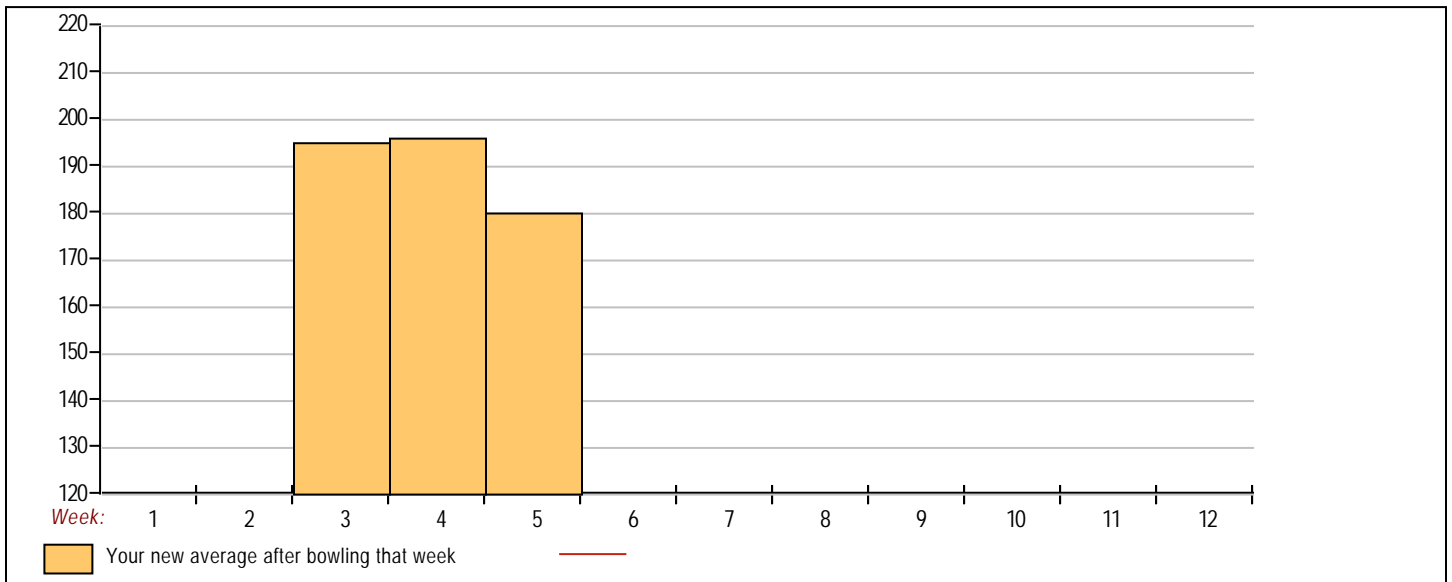
<u>&lt;100</u>	<u>100's</u>	<u>125's</u>	<u>150's</u>	<u>175's</u>	<u>200's</u>	<u>225's</u>	<u>250's</u>	<u>275's</u>	<u>300's</u>
		1	2	3	3				
<u>&lt;400</u>	<u>400's</u>	<u>450's</u>	<u>500's</u>	<u>550's</u>	<u>600's</u>	<u>650's</u>	<u>700's</u>	<u>750's</u>	<u>800's</u>
	1			2					

<u>Avg of Game 1</u>	<u>Avg of Game 2</u>	<u>Avg of Game 3</u>
177.00	175.00	189.33

High game of 210 on week 4      High series of 590 on week 4      High average of 196.00 after bowling week 4  
 Low game of 128 on week 5      Low series of 448 on week 5      Low average of 180.44 after bowling week 5

High Scores by Game

Game #1: 198 on week 3    Game #2: 210 on week 4    Game #3: 205 on week 4



Note: This report includes information through July 9 which is Week 5 of 12

**Edmond Lea's Bowling Record - Team 20: Fraternity of Bowlers**

Week No.	Bowling Date	Old Avg	Old HDCP	-			Total	HDCP Total	Pins	Gms	---Average Change---			High Game	High Sers	HDCP Game	HDCP Sers		
				-1-	-2-	-3-					New	Old	---> +/-						
1	06/11/24	bk170	45	169	152	155	476	611	476	3	158.67	-	0.00	=	158.67	169	476	214	611
2	06/18/24	bk170	45	150	140	175	465	600	941	6	156.83	-	158.67	=	-1.83	175	476	220	611
3	06/25/24	bk170	0				0	0	941	6	156.83	-	156.83	=	0.00	175	476	220	611
4	07/02/24	bk170	45	a170	a170	a170	510	645	941	6	156.83	-	156.83	=	0.00	175	476	220	611
5	07/09/24	bk170	45	193	210	200	603	738	1544	9	171.56	-	156.83	=	14.72	210	603	255	738



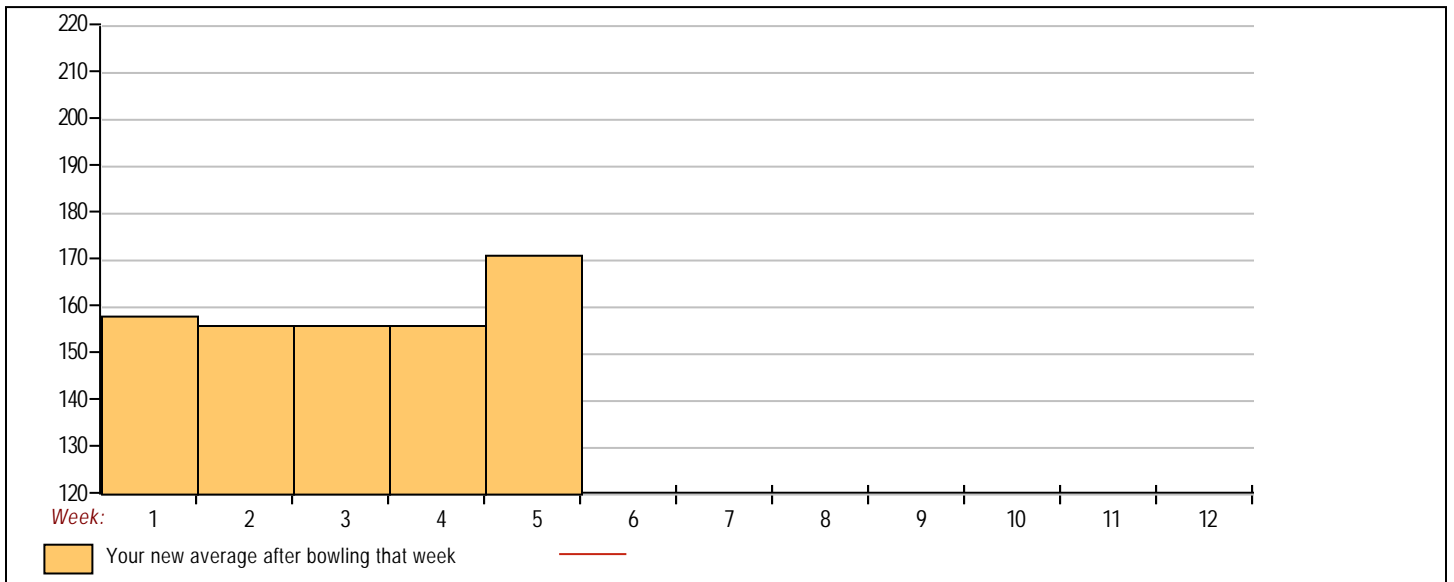
<u>&lt;100</u>	<u>100's</u>	<u>125's</u>	<u>150's</u>	<u>175's</u>	<u>200's</u>	<u>225's</u>	<u>250's</u>	<u>275's</u>	<u>300's</u>
		1	4	2	2				
<u>&lt;400</u>	<u>400's</u>	<u>450's</u>	<u>500's</u>	<u>550's</u>	<u>600's</u>	<u>650's</u>	<u>700's</u>	<u>750's</u>	<u>800's</u>
		2			1				

<u>Avg of Game 1</u>	<u>Avg of Game 2</u>	<u>Avg of Game 3</u>
170.67	167.33	176.67

High game of 210 on week 5      High series of 603 on week 5      High average of 171.56 after bowling week 5  
 Low game of 140 on week 2      Low series of 465 on week 2      Low average of 156.83 after bowling week 2

High Scores by Game

Game #1: 193 on week 5    Game #2: 210 on week 5    Game #3: 200 on week 5



Note: This report includes information through July 9 which is Week 5 of 12

**Austin Carpenter's Bowling Record - Team 20: Fraternity of Bowlers**

Week No.	Bowling Date	Old Avg	Old HDCP	-			Total	HDCP Total	Pins	Gms	---Average Change---			High Game	High Sers	HDCP Game	HDCP Sers		
				-1-	-2-	-3-					New - Old	--->	+/-						
1	06/11/24	bk165	49	162	192	136	490	637	490	3	163.33	-	0.00	=	163.33	192	490	241	637
2	06/18/24	bk165	49	157	145	153	455	602	945	6	157.50	-	163.33	=	-5.83	192	490	241	637
3	06/25/24	bk165	49	177	222	188	587	734	1532	9	170.22	-	157.50	=	12.72	222	587	271	734
4	07/02/24	170	0				0	0	1532	9	170.22	-	170.22	=	0.00	222	587	271	734
5	07/09/24	170	45				0	0	1532	9	170.22	-	170.22	=	0.00	222	587	271	734



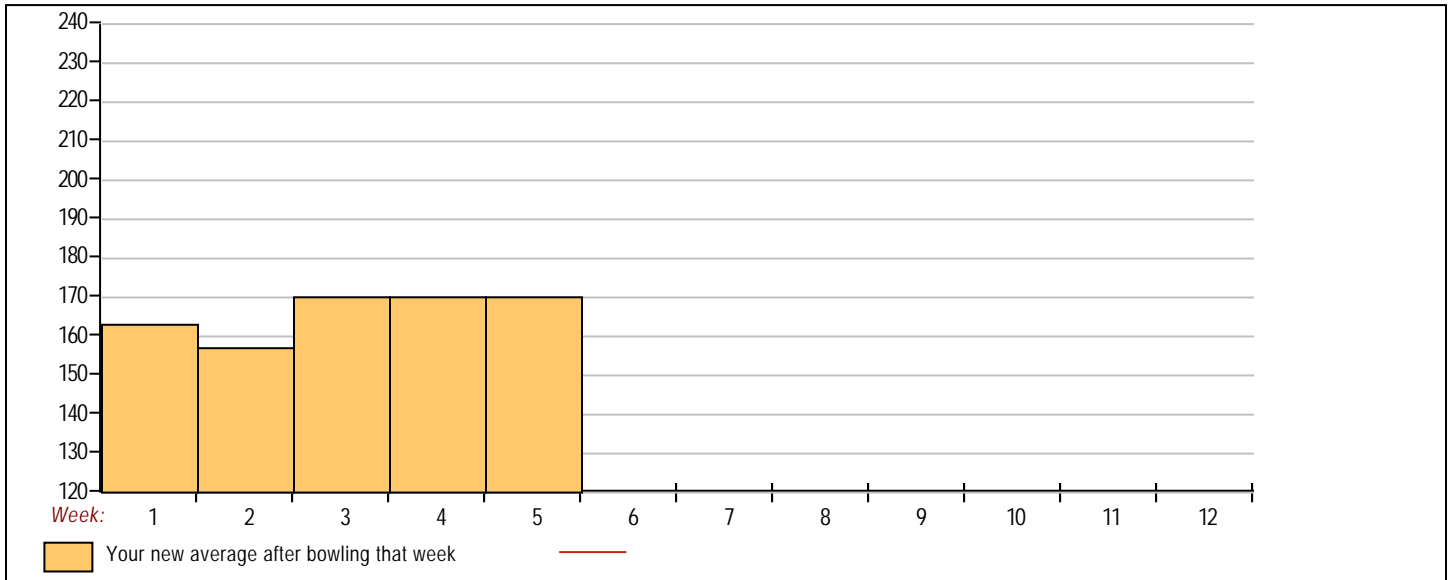
<u>&lt;100</u>	<u>100's</u>	<u>125's</u>	<u>150's</u>	<u>175's</u>	<u>200's</u>	<u>225's</u>	<u>250's</u>	<u>275's</u>	<u>300's</u>
		2	3	3	1				
<u>&lt;400</u>	<u>400's</u>	<u>450's</u>	<u>500's</u>	<u>550's</u>	<u>600's</u>	<u>650's</u>	<u>700's</u>	<u>750's</u>	<u>800's</u>
		2		1					

<u>Avg of Game 1</u>	<u>Avg of Game 2</u>	<u>Avg of Game 3</u>
165.33	186.33	159.00

High game of 222 on week 3      High series of 587 on week 3      High average of 170.22 after bowling week 3  
 Low game of 136 on week 1      Low series of 455 on week 2      Low average of 157.50 after bowling week 2

High Scores by Game

Game #1: 177 on week 3    Game #2: 222 on week 3    Game #3: 188 on week 3



Note: This report includes information through July 9 which is Week 5 of 12

**Ryan Keme's Bowling Record - Team 20: Fraternity of Bowlers**

Week No.	Bowling Date	Old Avg	Old HDCP	-			Total	HDCP Total	Pins	Gms	---Average Change---			High Game	High Sers	HDCP Game	HDCP Sers
				-1-	-2-	-3-					New - Old	--->	+/-				
1	06/11/24	bk150	63	120	143	146	409	598	409	3	136.33	- 0.00	= 136.33	146	409	209	598
2	06/18/24	bk150	0				0	0	409	3	136.33	- 136.33	= 0.00	146	409	209	598
3	06/25/24	bk150	0				0	0	409	3	136.33	- 136.33	= 0.00	146	409	209	598
4	07/02/24	bk150	0				0	0	409	3	136.33	- 136.33	= 0.00	146	409	209	598
5	07/09/24	bk150	63				0	0	409	3	136.33	- 136.33	= 0.00	146	409	209	598



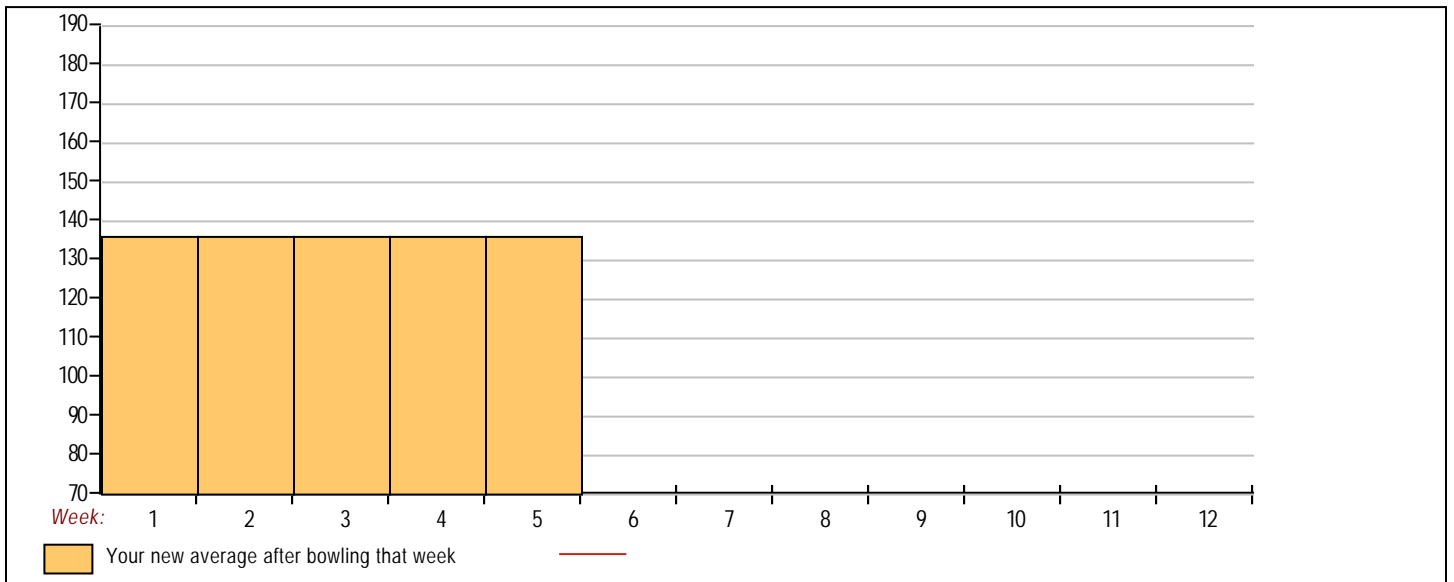
<u>&lt;100</u>	<u>100's</u>	<u>125's</u>	<u>150's</u>	<u>175's</u>	<u>200's</u>	<u>225's</u>	<u>250's</u>	<u>275's</u>	<u>300's</u>
	1	2							
<u>&lt;400</u>	<u>400's</u>	<u>450's</u>	<u>500's</u>	<u>550's</u>	<u>600's</u>	<u>650's</u>	<u>700's</u>	<u>750's</u>	<u>800's</u>
	1								

<u>Avg of Game 1</u>	<u>Avg of Game 2</u>	<u>Avg of Game 3</u>
120.00	143.00	146.00

High game of 146 on week 1      High series of 409 on week 1      High average of 136.33 after bowling week 1  
 Low game of 120 on week 1      Low series of 409 on week 1      Low average of 136.33 after bowling week 1

High Scores by Game

Game #1: 120 on week 1    Game #2: 143 on week 1    Game #3: 146 on week 1



Note: This report includes information through July 9 which is Week 5 of 12

**Thomas Woo's Bowling Record - Team 20: Fraternity of Bowlers**

Week No.	Bowling Date	Old Avg	Old HDCP	-1-	-2-	-3-	Total	HDCP		---Average Change---			High Game	High Sers	HDCP Game	HDCP Sers		
								Total	Pins	Gms	New - Old	--->					+/-	
1	06/11/24	bk189	0				0	0	0	0	-	0.00	=	0.00	0	0		
2	06/18/24	bk189	0				0	0	0	0	-	0.00	=	0.00	0	0		
3	06/25/24	bk189	0				0	0	0	0	-	0.00	=	0.00	0	0		
4	07/02/24	bk189	0				0	0	0	0	-	0.00	=	0.00	0	0		
5	07/09/24	bk189	27				0	0	0	0	-	0.00	=	0.00	0	0		

- <100
- 100's
- 125's
- 150's
- 175's
- 200's
- 225's
- 250's
- 275's
- 300's
- <400
- 400's
- 450's
- 500's
- 550's
- 600's
- 650's
- 700's
- 750's
- 800's

**Avg of Game 1    Avg of Game 2    Avg of Game 3**

High game of 0 on week 0                      High series of 0 on week 0                      High average of 0.00 after bowling week 5  
 Low game of 0 on week 0                      Low series of 0 on week 0                      Low average of 0.00 after bowling week 5

High Scores by Game

Game #1: 0 on week 0    Game #2: 0 on week 0    Game #3: 0 on week 0

