

Note: This report includes information through July 9 which is Week 5 of 12

Jonathan Ng's Bowling Record - Team 19: Cookie Monstah

Week No.	Bowling Date	Old Avg	Old HDCP	-1-	-2-	-3-	Total	HDCP Total	Pins	Gms	---Average Change---			High Game	High Sers	HDCP Game	HDCP Sers		
											New - Old	--->	+/-						
1	06/11/24	bk206	12	222	256	237	715	751	715	3	238.33	-	0.00	=	238.33	256	715	268	751
2	06/18/24	bk206	12	186	212	169	567	603	1282	6	213.67	-	238.33	=	-24.67	256	715	268	751
3	06/25/24	bk206	12	246	196	199	641	677	1923	9	213.67	-	213.67	=	0.00	256	715	268	751
4	07/02/24	213	6	224	205	195	624	642	2547	12	212.25	-	213.67	=	-1.42	256	715	268	751
5	07/09/24	212	7	252	216	178	646	667	3193	15	212.87	-	212.25	=	0.62	256	715	268	751



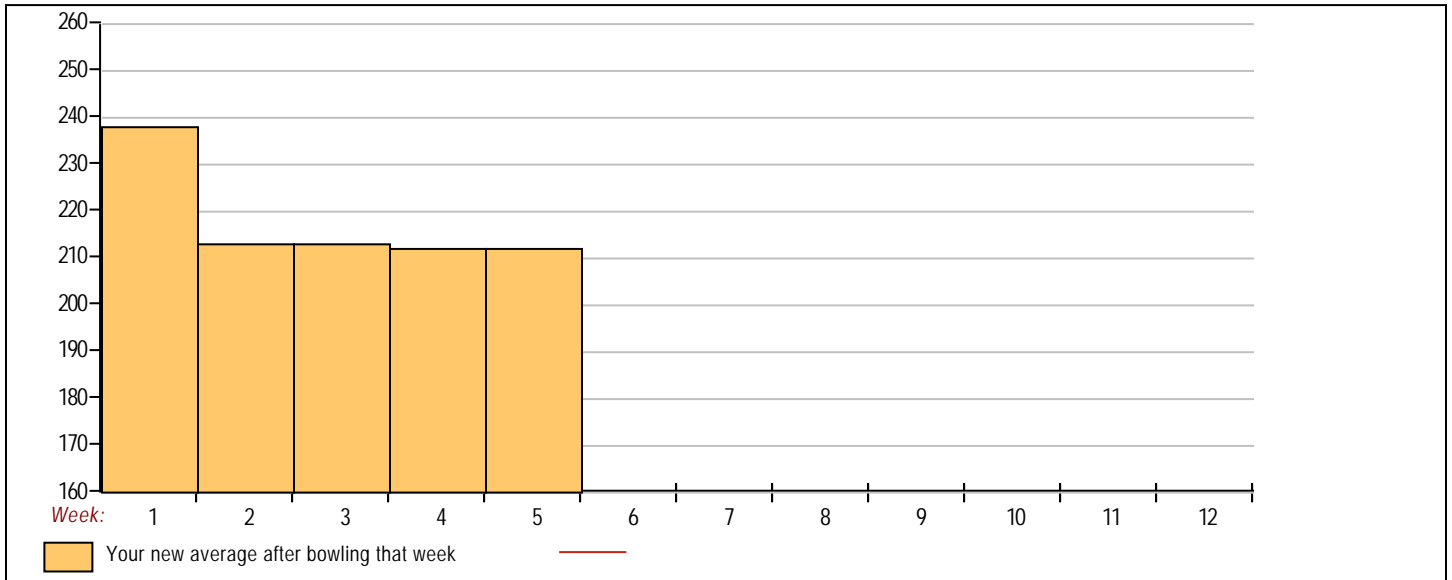
<u><100</u>	<u>100's</u>	<u>125's</u>	<u>150's</u>	<u>175's</u>	<u>200's</u>	<u>225's</u>	<u>250's</u>	<u>275's</u>	<u>300's</u>
			1	5	5	2	2		
<u><400</u>	<u>400's</u>	<u>450's</u>	<u>500's</u>	<u>550's</u>	<u>600's</u>	<u>650's</u>	<u>700's</u>	<u>750's</u>	<u>800's</u>
				1	3		1		

<u>Avg of Game 1</u>	<u>Avg of Game 2</u>	<u>Avg of Game 3</u>
226.00	217.00	195.60

High game of 256 on week 1 High series of 715 on week 1 High average of 238.33 after bowling week 1
 Low game of 169 on week 2 Low series of 567 on week 2 Low average of 212.25 after bowling week 4

High Scores by Game

Game #1: 252 on week 5 Game #2: 256 on week 1 Game #3: 237 on week 1



Note: This report includes information through July 9 which is Week 5 of 12

Adam Lee's Bowling Record - Team 19: Cookie Monstah

Week No.	Bowling Date	Old Avg	Old HDCP	-			Total	HDCP Total	Pins		Gms	---Average Change---			High Game	High Sers	HDCP Game	HDCP Sers	
				-1-	-2-	-3-			New	Old		---> +/-							
1	06/11/24	bk215	4	180	201	170	551	563	551	3	183.67	-	0.00	=	183.67	201	551	205	563
2	06/18/24	bk215	4	214	235	180	629	641	1180	6	196.67	-	183.67	=	13.00	235	629	239	641
3	06/25/24	bk215	4	159	204	188	551	563	1731	9	192.33	-	196.67	=	-4.33	235	629	239	641
4	07/02/24	205	13	243	222	246	711	750	2442	12	203.50	-	192.33	=	11.17	246	711	259	750
5	07/09/24	205	13	235	258	200	693	732	3135	15	209.00	-	203.50	=	5.50	258	711	271	750



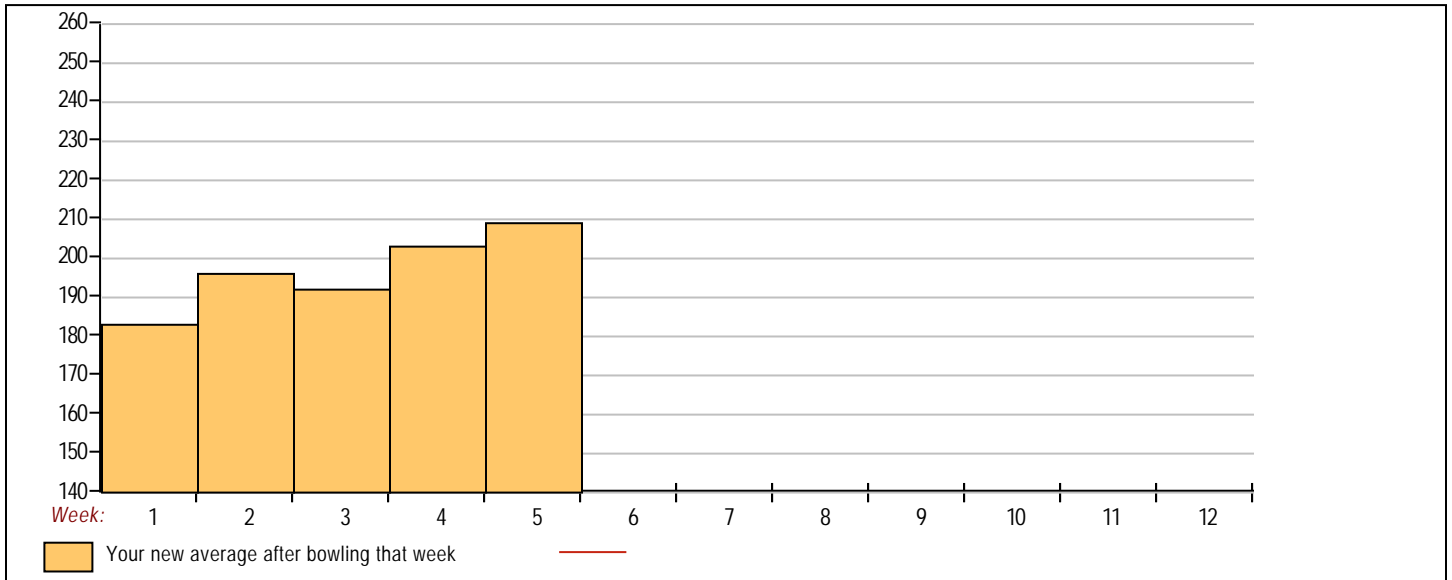
<u><100</u>	<u>100's</u>	<u>125's</u>	<u>150's</u>	<u>175's</u>	<u>200's</u>	<u>225's</u>	<u>250's</u>	<u>275's</u>	<u>300's</u>
			2	3	5	4	1		
<u><400</u>	<u>400's</u>	<u>450's</u>	<u>500's</u>	<u>550's</u>	<u>600's</u>	<u>650's</u>	<u>700's</u>	<u>750's</u>	<u>800's</u>
				2	1	1	1		

<u>Avg of Game 1</u>	<u>Avg of Game 2</u>	<u>Avg of Game 3</u>
206.20	224.00	196.80

High game of 258 on week 5 High series of 711 on week 4 High average of 209.00 after bowling week 5
 Low game of 159 on week 3 Low series of 551 on week 1 Low average of 183.67 after bowling week 1

High Scores by Game

Game #1: 243 on week 4 Game #2: 258 on week 5 Game #3: 246 on week 4



Note: This report includes information through July 9 which is Week 5 of 12

Francis To's Bowling Record - Team 19: Cookie Monstah

Week No.	Bowling Date	Old Avg	Old HDCP	-			Total	HDCP Total	Pins	Gms	---Average Change---			High Game	High Sers	HDCP Game	HDCP Sers		
				-1-	-2-	-3-					New	Old	---> +/-						
1	06/11/24	bk195	0				0	0	0	0	-	0.00	=	0.00	0	0			
2	06/18/24	bk195	22	195	192	188	575	641	575	3	191.67	-	0.00	=	191.67	195	575	217	641
3	06/25/24	bk195	22	151	157	197	505	571	1080	6	180.00	-	191.67	=	-11.67	197	575	219	641
4	07/02/24	bk195	22	167	216	246	629	695	1709	9	189.89	-	180.00	=	9.89	246	629	268	695
5	07/09/24	189	27	158	163	226	547	628	2256	12	188.00	-	189.89	=	-1.89	246	629	268	695

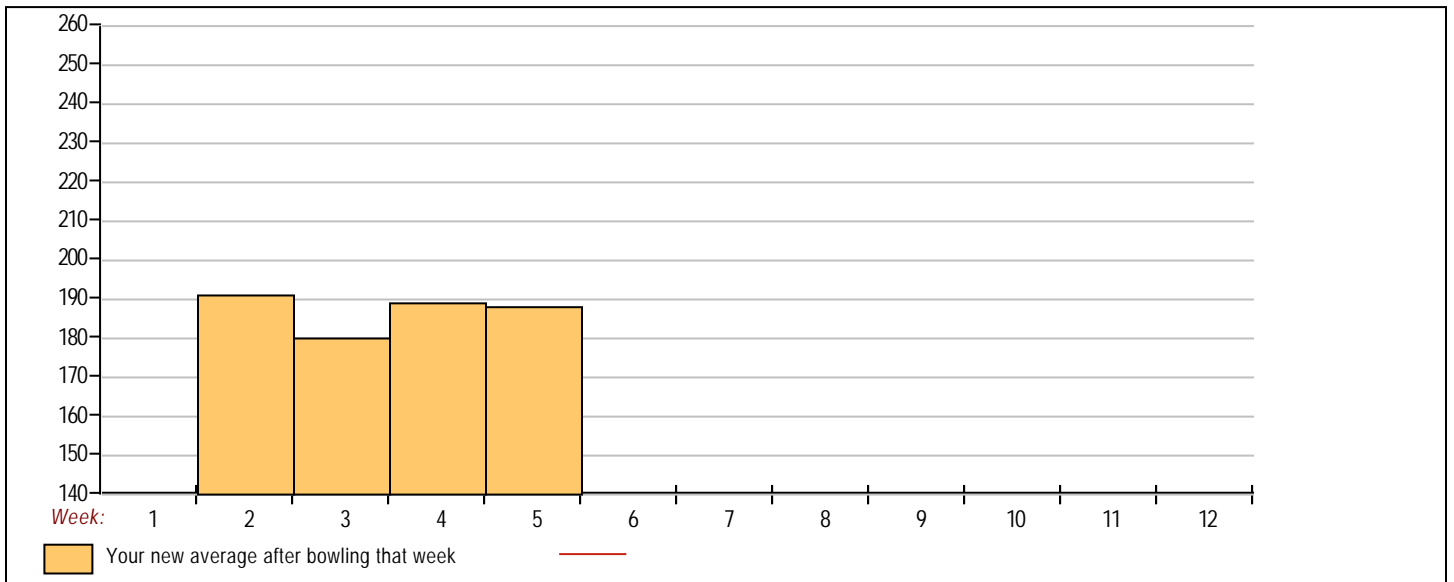
<u><100</u>	<u>100's</u>	<u>125's</u>	<u>150's</u>	<u>175's</u>	<u>200's</u>	<u>225's</u>	<u>250's</u>	<u>275's</u>	<u>300's</u>
			5	4	1	2			
<u><400</u>	<u>400's</u>	<u>450's</u>	<u>500's</u>	<u>550's</u>	<u>600's</u>	<u>650's</u>	<u>700's</u>	<u>750's</u>	<u>800's</u>
			2	1	1				

<u>Avg of Game 1</u>	<u>Avg of Game 2</u>	<u>Avg of Game 3</u>
167.75	182.00	214.25

High game of 246 on week 4 High series of 629 on week 4 High average of 191.67 after bowling week 2
 Low game of 151 on week 3 Low series of 505 on week 3 Low average of 180.00 after bowling week 3

High Scores by Game

Game #1: 195 on week 2 Game #2: 216 on week 4 Game #3: 246 on week 4



Note: This report includes information through July 9 which is Week 5 of 12

Tom Stepp's Bowling Record - Team 19: Cookie Monstah

Week No.	Bowling Date	Old Avg	Old HDCP	-			Total	HDCP Total	Pins	Gms	---Average Change---			High Game	High Sers	HDCP Game	HDCP Sers		
				-1-	-2-	-3-					New - Old	--->	+/-						
1	06/11/24	bk207	11	214	232	176	622	655	622	3	207.33	-	0.00	=	207.33	232	622	243	655
2	06/18/24	bk207	0				0	0	622	3	207.33	-	207.33	=	0.00	232	622	243	655
3	06/25/24	bk207	0				0	0	622	3	207.33	-	207.33	=	0.00	232	622	243	655
4	07/02/24	bk207	0				0	0	622	3	207.33	-	207.33	=	0.00	232	622	243	655
5	07/09/24	bk207	11				0	0	622	3	207.33	-	207.33	=	0.00	232	622	243	655

<u><100</u>	<u>100's</u>	<u>125's</u>	<u>150's</u>	<u>175's</u>	<u>200's</u>	<u>225's</u>	<u>250's</u>	<u>275's</u>	<u>300's</u>
				1	1	1			
<u><400</u>	<u>400's</u>	<u>450's</u>	<u>500's</u>	<u>550's</u>	<u>600's</u>	<u>650's</u>	<u>700's</u>	<u>750's</u>	<u>800's</u>
					1				

<u>Avg of Game 1</u>	<u>Avg of Game 2</u>	<u>Avg of Game 3</u>
214.00	232.00	176.00

High game of 232 on week 1 High series of 622 on week 1 High average of 207.33 after bowling week 1
 Low game of 176 on week 1 Low series of 622 on week 1 Low average of 207.33 after bowling week 1

High Scores by Game

Game #1: 214 on week 1 Game #2: 232 on week 1 Game #3: 176 on week 1

