

Note: This report includes information through July 9 which is Week 5 of 12

Allen Lau's Bowling Record - Team 18: Team 18

Week No.	Bowling Date	Old Avg	Old HDCP	-1-			Total	HDCP Total	Pins	Gms	---Average Change---			High Game	High Sers	HDCP Game	HDCP Sers	
				-1-	-2-	-3-					New - Old	--->	+/-					
1	06/11/24	0	0				0	0	0	0	-	0.00	=	0.00	0	0		
2	06/18/24	0	0				0	0	0	0	-	0.00	=	0.00	0	0		
3	06/25/24	170	45	162	176	174	512	647	512	3	170.67	-	0.00	=	170.67	176	512	
4	07/02/24	171	44	155	148	215	518	650	1030	6	171.67	-	170.67	=	1.00	215	518	
5	07/09/24	171	44	a171	a171	a171	513	645	1030	6	171.67	-	171.67	=	0.00	215	518	



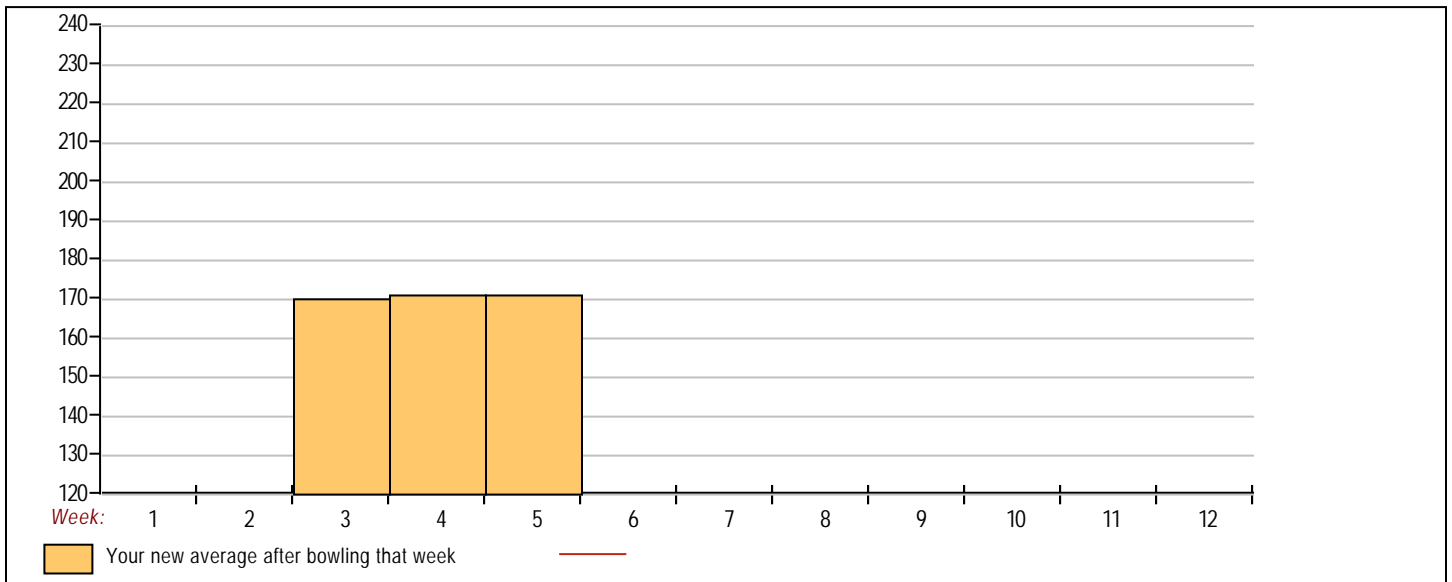
<u><100</u>	<u>100's</u>	<u>125's</u>	<u>150's</u>	<u>175's</u>	<u>200's</u>	<u>225's</u>	<u>250's</u>	<u>275's</u>	<u>300's</u>
		1	3	1	1				
<u><400</u>	<u>400's</u>	<u>450's</u>	<u>500's</u>	<u>550's</u>	<u>600's</u>	<u>650's</u>	<u>700's</u>	<u>750's</u>	<u>800's</u>
			2						

<u>Avg of Game 1</u>	<u>Avg of Game 2</u>	<u>Avg of Game 3</u>
158.50	162.00	194.50

High game of 215 on week 4 High series of 518 on week 4 High average of 171.67 after bowling week 4
 Low game of 148 on week 4 Low series of 512 on week 3 Low average of 170.67 after bowling week 3

High Scores by Game

Game #1: 162 on week 3 Game #2: 176 on week 3 Game #3: 215 on week 4



Note: This report includes information through July 9 which is Week 5 of 12

Tommy To's Bowling Record - Team 18: Team 18

Week No.	Bowling Date	Old Avg	Old HDCP	-			Total	HDCP Total	Pins	Gms	---Average Change---			High Game	High Sers	HDCP Game	HDCP Sers		
				-1-	-2-	-3-					New - Old	--->	+/-						
1	06/11/24	bk163	51	111	121	254	486	639	486	3	162.00	-	0.00	=	162.00	254	486	305	639
2	06/18/24	bk163	51	193	196	132	521	674	1007	6	167.83	-	162.00	=	5.83	254	521	305	674
3	06/25/24	bk163	51	151	164	158	473	626	1480	9	164.44	-	167.83	=	-3.39	254	521	305	674
4	07/02/24	164	50	162	152	136	450	600	1930	12	160.83	-	164.44	=	-3.61	254	521	305	674
5	07/09/24	160	54	158	180	212	550	712	2480	15	165.33	-	160.83	=	4.50	254	550	305	712

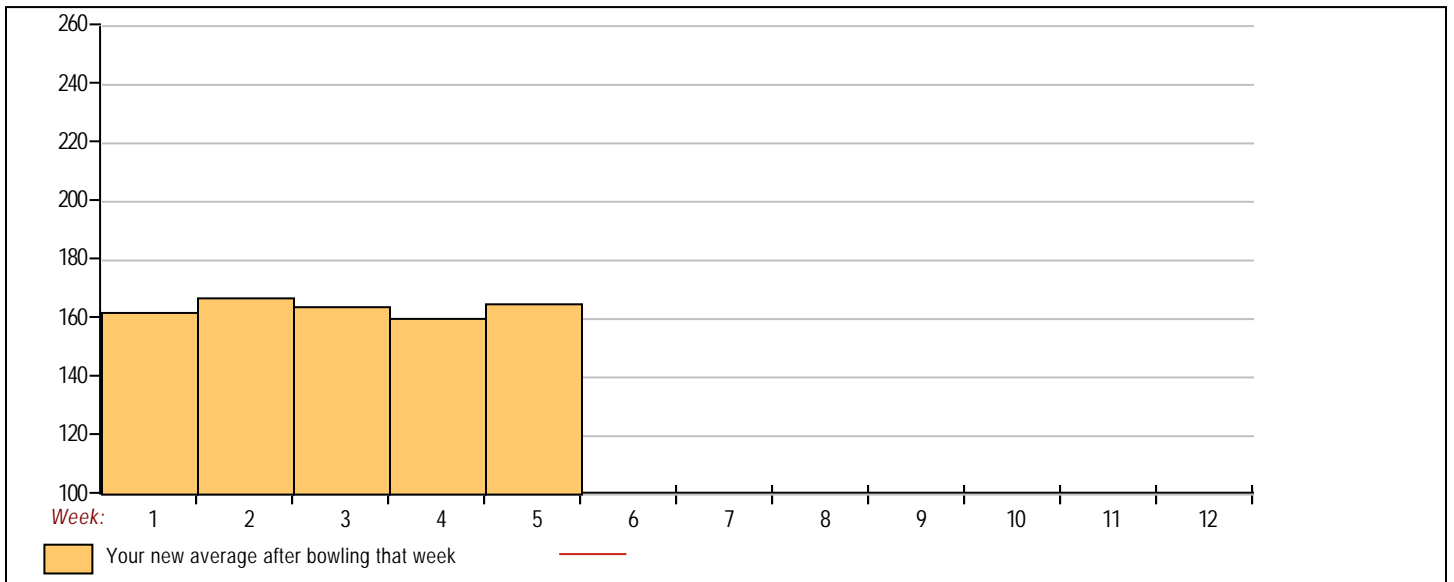
<u><100</u>	<u>100's</u>	<u>125's</u>	<u>150's</u>	<u>175's</u>	<u>200's</u>	<u>225's</u>	<u>250's</u>	<u>275's</u>	<u>300's</u>
	2	2	6	3	1		1		
<u><400</u>	<u>400's</u>	<u>450's</u>	<u>500's</u>	<u>550's</u>	<u>600's</u>	<u>650's</u>	<u>700's</u>	<u>750's</u>	<u>800's</u>
		3	1	1					

<u>Avg of Game 1</u>	<u>Avg of Game 2</u>	<u>Avg of Game 3</u>
155.00	162.60	178.40

High game of 254 on week 1 High series of 550 on week 5 High average of 167.83 after bowling week 2
 Low game of 111 on week 1 Low series of 450 on week 4 Low average of 160.83 after bowling week 4

High Scores by Game

Game #1: 193 on week 2 Game #2: 196 on week 2 Game #3: 254 on week 1



Note: This report includes information through July 9 which is Week 5 of 12

Kenny Martin's Bowling Record - Team 18: Team 18

Week No.	Bowling Date	Old Avg	Old HDCP	-1-	-2-	-3-	Total	HDCP Total	Pins	Gms	---Average Change---			High Game	High Sers	HDCP Game	HDCP Sers		
											New	Old	---> +/-						
1	06/11/24	bk209	9	166	211	203	580	607	580	3	193.33	-	0.00	=	193.33	211	580	220	607
2	06/18/24	bk209	9	216	213	245	674	701	1254	6	209.00	-	193.33	=	15.67	245	674	254	701
3	06/25/24	bk209	0				0	0	1254	6	209.00	-	209.00	=	0.00	245	674	254	701
4	07/02/24	bk209	9	187	182	237	606	633	1860	9	206.67	-	209.00	=	-2.33	245	674	254	701
5	07/09/24	206	12	187	194	203	584	620	2444	12	203.67	-	206.67	=	-3.00	245	674	254	701



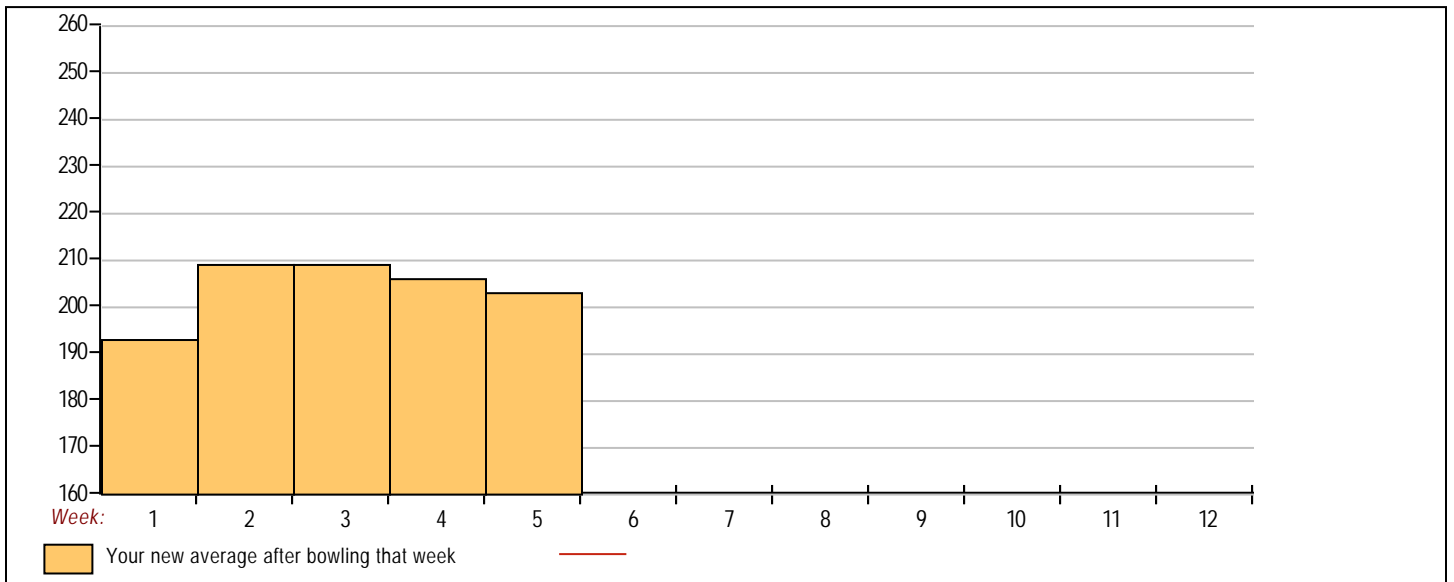
<u><100</u>	<u>100's</u>	<u>125's</u>	<u>150's</u>	<u>175's</u>	<u>200's</u>	<u>225's</u>	<u>250's</u>	<u>275's</u>	<u>300's</u>
			1	4	5	2			
<u><400</u>	<u>400's</u>	<u>450's</u>	<u>500's</u>	<u>550's</u>	<u>600's</u>	<u>650's</u>	<u>700's</u>	<u>750's</u>	<u>800's</u>
				2	1	1			

<u>Avg of Game 1</u>	<u>Avg of Game 2</u>	<u>Avg of Game 3</u>
189.00	200.00	222.00

High game of 245 on week 2 High series of 674 on week 2 High average of 209.00 after bowling week 2
 Low game of 166 on week 1 Low series of 580 on week 1 Low average of 193.33 after bowling week 1

High Scores by Game

Game #1: 216 on week 2 Game #2: 213 on week 2 Game #3: 245 on week 2



Note: This report includes information through July 9 which is Week 5 of 12

Danny To's Bowling Record - Team 18: Team 18

Week No.	Bowling Date	Old Avg	Old HDCP	-1-	-2-	-3-	Total	HDCP Total	Pins	Gms	---Average Change---			High Game	High Sers	HDCP Game	HDCP Sers		
											New - Old ---> +/-								
1	06/11/24	bk178	37	202	150	170	522	633	522	3	174.00	-	0.00	=	174.00	202	522	239	633
2	06/18/24	bk178	37	163	176	210	549	660	1071	6	178.50	-	174.00	=	4.50	210	549	247	660
3	06/25/24	bk178	37	136	182	237	555	666	1626	9	180.67	-	178.50	=	2.17	237	555	274	666
4	07/02/24	180	0				0	0	1626	9	180.67	-	180.67	=	0.00	237	555	274	666
5	07/09/24	180	36				0	0	1626	9	180.67	-	180.67	=	0.00	237	555	274	666



<u><100</u>	<u>100's</u>	<u>125's</u>	<u>150's</u>	<u>175's</u>	<u>200's</u>	<u>225's</u>	<u>250's</u>	<u>275's</u>	<u>300's</u>
		1	3	2	2	1			
<u><400</u>	<u>400's</u>	<u>450's</u>	<u>500's</u>	<u>550's</u>	<u>600's</u>	<u>650's</u>	<u>700's</u>	<u>750's</u>	<u>800's</u>
			2	1					

<u>Avg of Game 1</u>	<u>Avg of Game 2</u>	<u>Avg of Game 3</u>
167.00	169.33	205.67

High game of [237](#) on week [3](#) High series of [555](#) on week [3](#) High average of [180.67](#) after bowling week [3](#)
 Low game of [136](#) on week [3](#) Low series of [522](#) on week [1](#) Low average of [174.00](#) after bowling week [1](#)

High Scores by Game

Game #1: [202](#) on week [1](#) Game #2: [182](#) on week [3](#) Game #3: [237](#) on week [3](#)

