

Note: This report includes information through July 9 which is Week 5 of 12

**Steven Chen's Bowling Record - Team 15: Team 15**

Week No.	Bowling Date	Old Avg	Old HDCP	-			Total	HDCP Total	Pins	Gms	---Average Change---			High Game	High Sers	HDCP Game	HDCP Sers		
				-1-	-2-	-3-					New	Old	---> +/-						
1	06/11/24	bk203	15	220	227	215	662	707	662	3	220.67	-	0.00	=	220.67	227	662	242	707
2	06/18/24	bk203	0				0	0	662	3	220.67	-	220.67	=	0.00	227	662	242	707
3	06/25/24	bk203	15	175	198	184	557	602	1219	6	203.17	-	220.67	=	-17.50	227	662	242	707
4	07/02/24	bk203	15	245	202	236	683	728	1902	9	211.33	-	203.17	=	8.17	245	683	260	728
5	07/09/24	211	8	276	245	213	734	758	2636	12	219.67	-	211.33	=	8.33	276	734	284	758

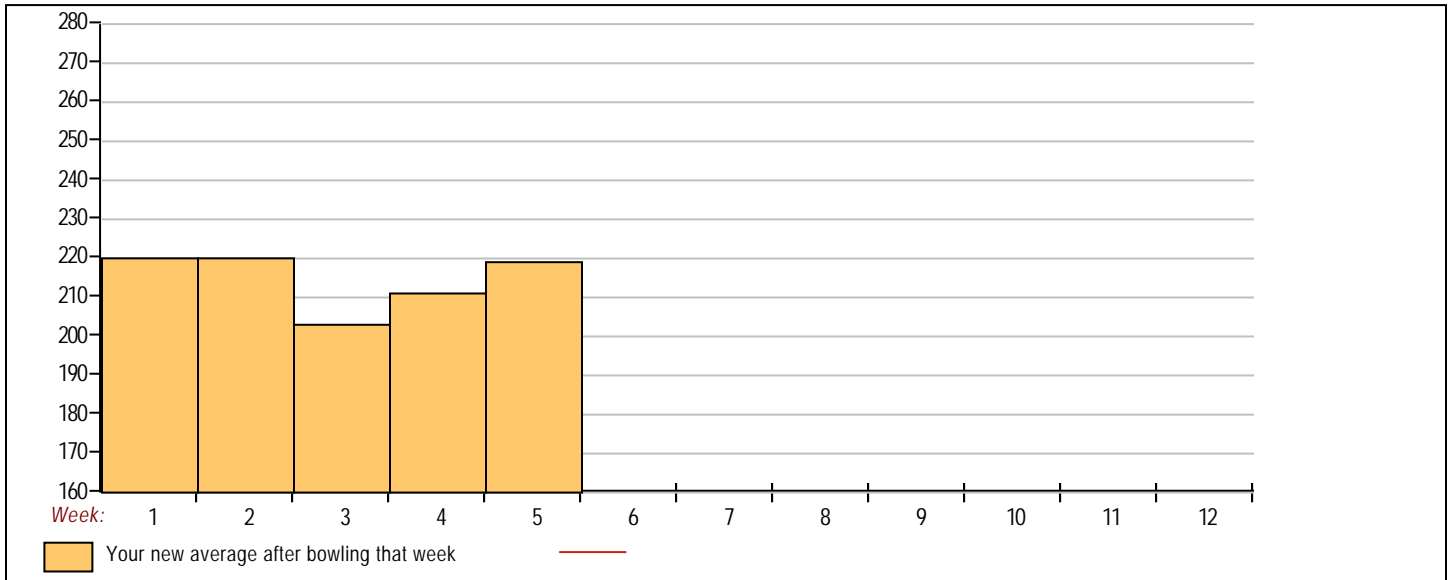
<u>&lt;100</u>	<u>100's</u>	<u>125's</u>	<u>150's</u>	<u>175's</u>	<u>200's</u>	<u>225's</u>	<u>250's</u>	<u>275's</u>	<u>300's</u>
				3	4	4		1	
<u>&lt;400</u>	<u>400's</u>	<u>450's</u>	<u>500's</u>	<u>550's</u>	<u>600's</u>	<u>650's</u>	<u>700's</u>	<u>750's</u>	<u>800's</u>
				1		2	1		

<u>Avg of Game 1</u>	<u>Avg of Game 2</u>	<u>Avg of Game 3</u>
229.00	218.00	212.00

High game of **276** on week **5**      High series of **734** on week **5**      High average of **220.67** after bowling week **1**  
 Low game of **175** on week **3**      Low series of **557** on week **3**      Low average of **203.17** after bowling week **3**

High Scores by Game

Game #1: **276** on week **5**    Game #2: **245** on week **5**    Game #3: **236** on week **4**



Note: This report includes information through July 9 which is Week 5 of 12

**Ken Choi's Bowling Record - Team 15: Team 15**

Week No.	Bowling Date	Old Avg	Old HDCP	-			Total	HDCP Total	Pins Gms		---Average Change---			High Game	High Sers	HDCP Game	HDCP Sers		
				-1-	-2-	-3-			New	Old	---> +/-								
1	06/11/24	bk153	60	129	151	159	439	619	439	3	146.33	-	0.00	=	146.33	159	439	219	619
2	06/18/24	bk153	60	125	171	121	417	597	856	6	142.67	-	146.33	=	-3.67	171	439	231	619
3	06/25/24	bk153	60	151	174	146	471	651	1327	9	147.44	-	142.67	=	4.78	174	471	234	651
4	07/02/24	147	65	117	196	157	470	665	1797	12	149.75	-	147.44	=	2.31	196	471	261	665
5	07/09/24	149	63	170	178	122	470	659	2267	15	151.13	-	149.75	=	1.38	196	471	261	665

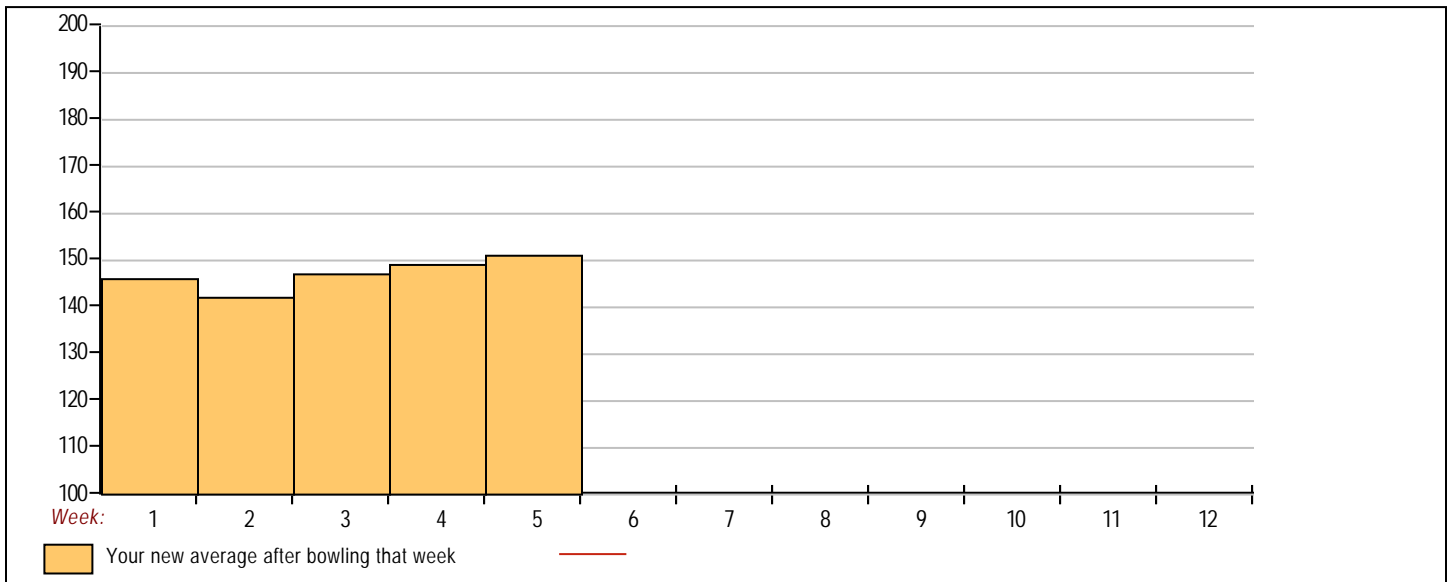
<u>&lt;100</u>	<u>100's</u>	<u>125's</u>	<u>150's</u>	<u>175's</u>	<u>200's</u>	<u>225's</u>	<u>250's</u>	<u>275's</u>	<u>300's</u>
	3	3	7	2					
<u>&lt;400</u>	<u>400's</u>	<u>450's</u>	<u>500's</u>	<u>550's</u>	<u>600's</u>	<u>650's</u>	<u>700's</u>	<u>750's</u>	<u>800's</u>
	2	3							

<u>Avg of Game 1</u>	<u>Avg of Game 2</u>	<u>Avg of Game 3</u>
138.40	174.00	141.00

High game of 196 on week 4      High series of 471 on week 3      High average of 151.13 after bowling week 5  
 Low game of 117 on week 4      Low series of 417 on week 2      Low average of 142.67 after bowling week 2

High Scores by Game

Game #1: 170 on week 5    Game #2: 196 on week 4    Game #3: 159 on week 1



Note: This report includes information through July 9 which is Week 5 of 12

**Billy Chan's Bowling Record - Team 15: Team 15**

Week No.	Bowling Date	Old Avg	Old HDCP	-			Total	HDCP Total	Pins	Gms	---Average Change---			High Game	High Sers	HDCP Game	HDCP Sers		
				-1-	-2-	-3-					New	Old	---> +/-						
1	06/11/24	bk198	0				0	0	0	0	-	0.00	=	0.00	0	0			
2	06/18/24	bk198	19	196	225	180	601	658	601	3	200.33	-	0.00	=	200.33	225	601	244	658
3	06/25/24	bk198	19	170	195	213	578	635	1179	6	196.50	-	200.33	=	-3.83	225	601	244	658
4	07/02/24	bk198	19	152	169	190	511	568	1690	9	187.78	-	196.50	=	-8.72	225	601	244	658
5	07/09/24	188	28	147	237	191	575	659	2265	12	188.75	-	187.78	=	0.97	237	601	265	659

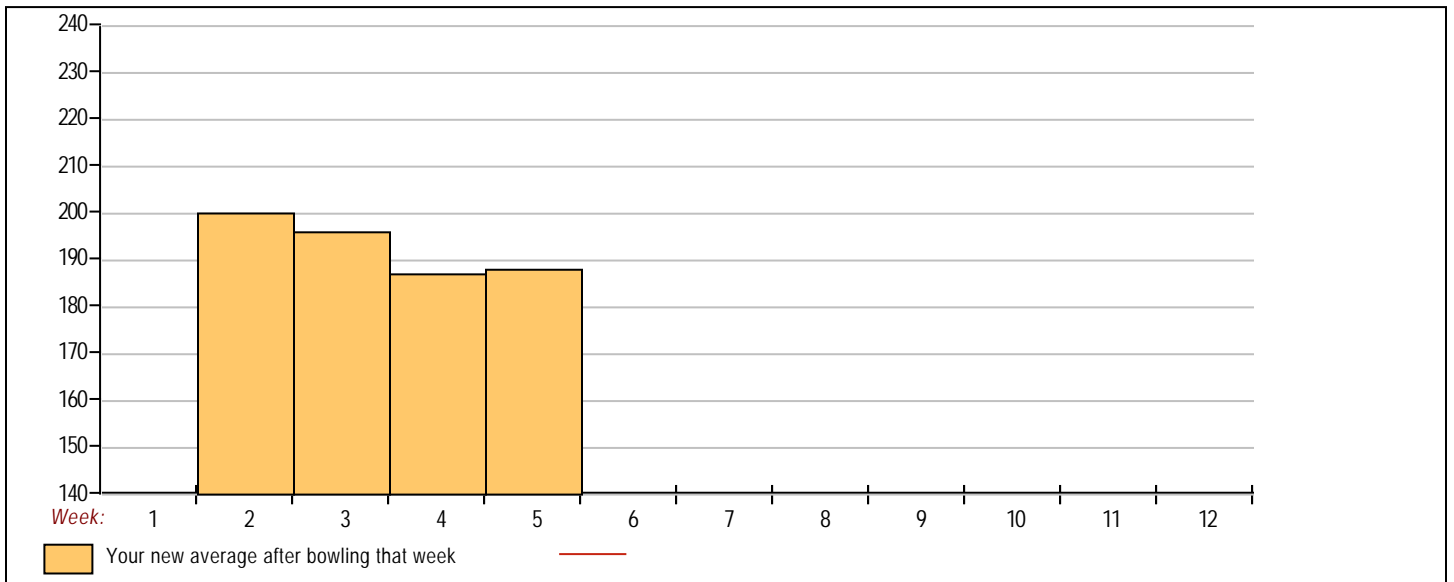
<u>&lt;100</u>	<u>100's</u>	<u>125's</u>	<u>150's</u>	<u>175's</u>	<u>200's</u>	<u>225's</u>	<u>250's</u>	<u>275's</u>	<u>300's</u>
		1	3	5	1	2			
<u>&lt;400</u>	<u>400's</u>	<u>450's</u>	<u>500's</u>	<u>550's</u>	<u>600's</u>	<u>650's</u>	<u>700's</u>	<u>750's</u>	<u>800's</u>
			1	2	1				

<u>Avg of Game 1</u>	<u>Avg of Game 2</u>	<u>Avg of Game 3</u>
166.25	206.50	193.50

High game of 237 on week 5      High series of 601 on week 2      High average of 200.33 after bowling week 2  
 Low game of 147 on week 5      Low series of 511 on week 4      Low average of 187.78 after bowling week 4

High Scores by Game

Game #1: 196 on week 2    Game #2: 237 on week 5    Game #3: 213 on week 3



Note: This report includes information through July 9 which is Week 5 of 12

**Ed Chung's Bowling Record - Team 15: Team 15**

Week No.	Bowling Date	Old Avg	Old HDCP	-			Total	HDCP Total	Pins	Gms	---Average Change---			High Game	High Sers	HDCP Game	HDCP Sers		
				-1-	-2-	-3-					New	Old	---> +/-						
1	06/11/24	bk222	0				0	0	0	0	-	0.00	=	0.00	0	0			
2	06/18/24	bk222	0	212	228	279	719	719	719	3	239.67	-	0.00	=	239.67	279	719	279	719
3	06/25/24	bk222	0				0	0	719	3	239.67	-	239.67	=	0.00	279	719	279	719
4	07/02/24	bk222	0				0	0	719	3	239.67	-	239.67	=	0.00	279	719	279	719
5	07/09/24	bk222	0				0	0	719	3	239.67	-	239.67	=	0.00	279	719	279	719

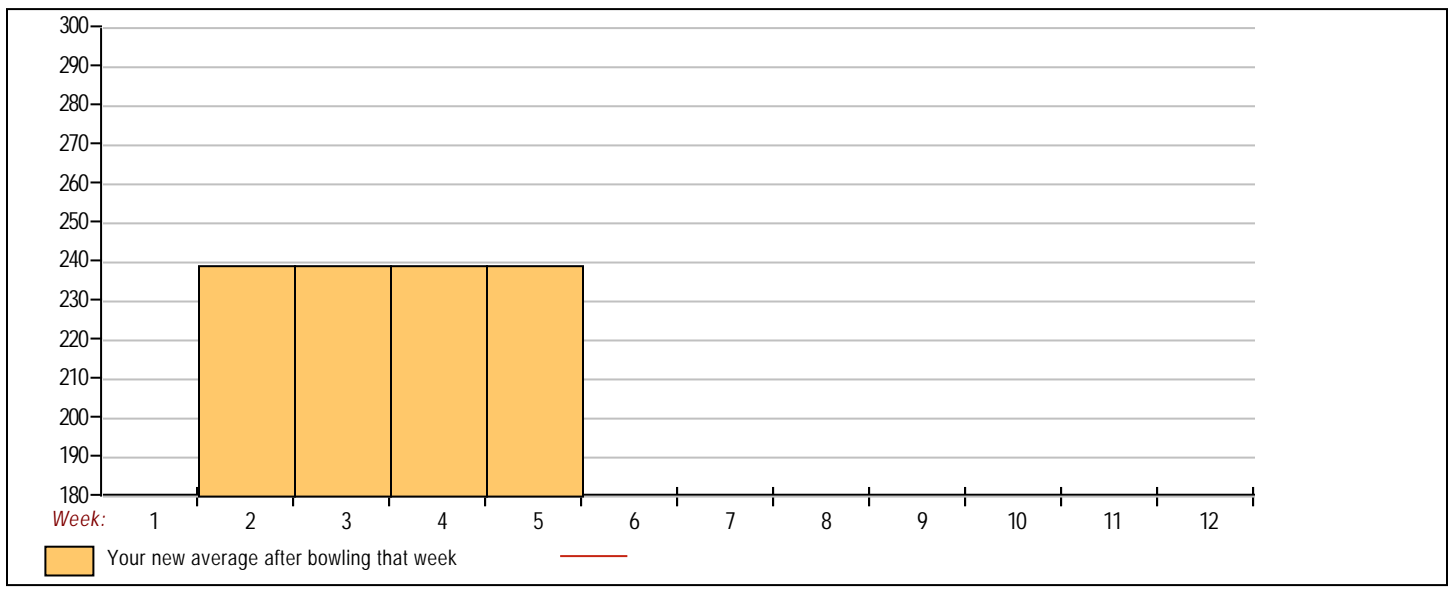


<u>&lt;100</u>	<u>100's</u>	<u>125's</u>	<u>150's</u>	<u>175's</u>	<u>200's</u>	<u>225's</u>	<u>250's</u>	<u>275's</u>	<u>300's</u>
					1	1		1	
<u>&lt;400</u>	<u>400's</u>	<u>450's</u>	<u>500's</u>	<u>550's</u>	<u>600's</u>	<u>650's</u>	<u>700's</u>	<u>750's</u>	<u>800's</u>
							1		

<u>Avg of Game 1</u>	<u>Avg of Game 2</u>	<u>Avg of Game 3</u>
212.00	228.00	279.00

High game of 279 on week 2      High series of 719 on week 2      High average of 239.67 after bowling week 2  
 Low game of 212 on week 2      Low series of 719 on week 2      Low average of 239.67 after bowling week 2

High Scores by Game  
 Game #1: 212 on week 2    Game #2: 228 on week 2    Game #3: 279 on week 2



Note: This report includes information through July 9 which is Week 5 of 12

**Daniel Loke's Bowling Record - Team 15: Team 15**

Week No.	Bowling Date	Old Avg	Old HDCP	-			Total	HDCP Total	Pins	Gms	---Average Change---			High Game	High Sers	HDCP Game	HDCP Sers		
				-1-	-2-	-3-					New	Old	---> +/-						
1	06/11/24	bk140	72	187	177	146	510	726	510	3	170.00	-	0.00	=	170.00	187	510	259	726
2	06/18/24	bk140	0				0	0	510	3	170.00	-	170.00	=	0.00	187	510	259	726
3	06/25/24	bk140	0				0	0	510	3	170.00	-	170.00	=	0.00	187	510	259	726
4	07/02/24	bk140	0				0	0	510	3	170.00	-	170.00	=	0.00	187	510	259	726
5	07/09/24	bk140	72				0	0	510	3	170.00	-	170.00	=	0.00	187	510	259	726



<u>&lt;100</u>	<u>100's</u>	<u>125's</u>	<u>150's</u>	<u>175's</u>	<u>200's</u>	<u>225's</u>	<u>250's</u>	<u>275's</u>	<u>300's</u>
		1		2					
<u>&lt;400</u>	<u>400's</u>	<u>450's</u>	<u>500's</u>	<u>550's</u>	<u>600's</u>	<u>650's</u>	<u>700's</u>	<u>750's</u>	<u>800's</u>
			1						

<u>Avg of Game 1</u>	<u>Avg of Game 2</u>	<u>Avg of Game 3</u>
187.00	177.00	146.00

High game of 187 on week 1      High series of 510 on week 1      High average of 170.00 after bowling week 1  
 Low game of 146 on week 1      Low series of 510 on week 1      Low average of 170.00 after bowling week 1

High Scores by Game

Game #1: 187 on week 1    Game #2: 177 on week 1    Game #3: 146 on week 1

