

Note: This report includes information through July 9 which is Week 5 of 12

David Nguyen's Bowling Record - Team 10: Magahay

Week No.	Bowling Date	Old Avg	Old HDCP	-1-	-2-	-3-	Total	HDCP Total	Pins	Gms	---Average Change---			High Game	High Sers	HDCP Game	HDCP Sers		
											New - Old	--->	+/-						
1	06/11/24	bk220	0	230	260	258	748	748	748	3	249.33	-	0.00	=	249.33	260	748	260	748
2	06/18/24	bk220	0	259	204	230	693	693	1441	6	240.17	-	249.33	=	-9.17	260	748	260	748
3	06/25/24	bk220	0	245	232	191	668	668	2109	9	234.33	-	240.17	=	-5.83	260	748	260	748
4	07/02/24	234	0	233	269	249	751	751	2860	12	238.33	-	234.33	=	4.00	269	751	269	751
5	07/09/24	238	0	206	231	200	637	637	3497	15	233.13	-	238.33	=	-5.20	269	751	269	751

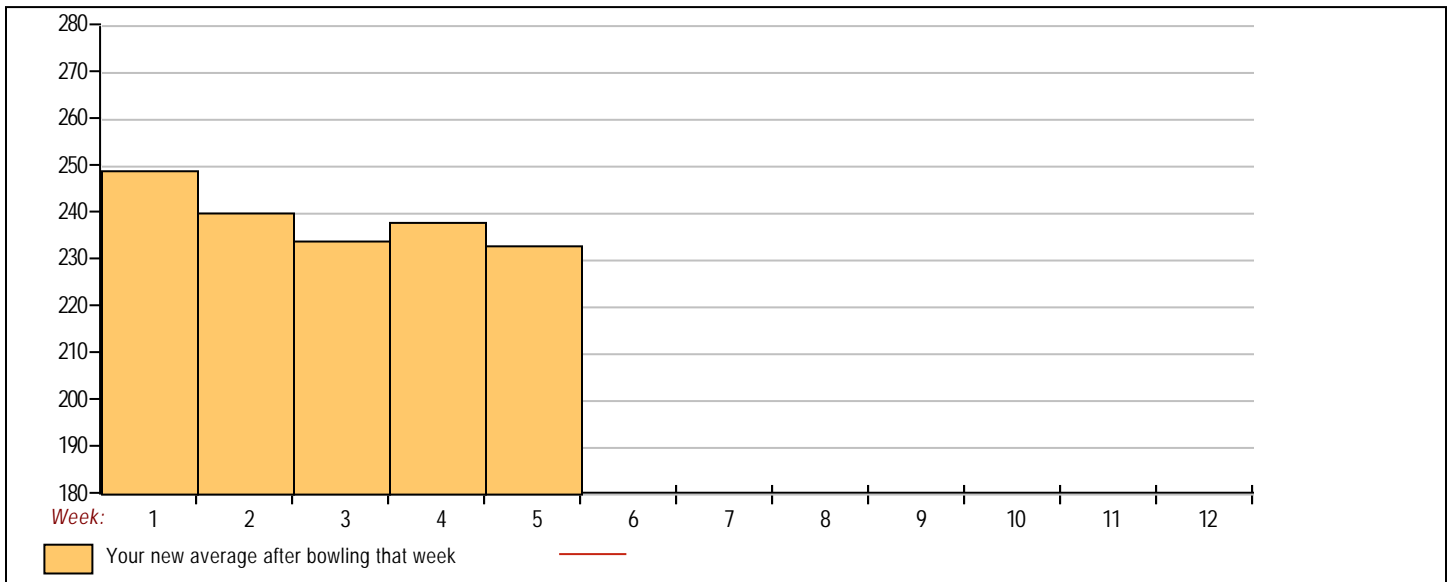
<100	100's	125's	150's	175's	200's	225's	250's	275's	300's
				1	3	7	4		
<400	400's	450's	500's	550's	600's	650's	700's	750's	800's
					1	2	1	1	

<u>Avg of Game 1</u>	<u>Avg of Game 2</u>	<u>Avg of Game 3</u>
234.60	239.20	225.60

High game of 269 on week 4 High series of 751 on week 4 High average of 249.33 after bowling week 1
 Low game of 191 on week 3 Low series of 637 on week 5 Low average of 233.13 after bowling week 5

High Scores by Game

Game #1: 259 on week 2 Game #2: 269 on week 4 Game #3: 258 on week 1



Note: This report includes information through July 9 which is Week 5 of 12

Alex Ma's Bowling Record - Team 10: Magahay

Week No.	Bowling Date	Old Avg	Old HDCP	-			Total	HDCP Total	Pins	Gms	---Average Change---			High Game	High Sers	HDCP Game	HDCP Sers		
				-1-	-2-	-3-					New	Old	---> +/-						
1	06/11/24	bk214	5	197	224	262	683	698	683	3	227.67	-	0.00	=	227.67	262	683	267	698
2	06/18/24	bk214	5	239	204	209	652	667	1335	6	222.50	-	227.67	=	-5.17	262	683	267	698
3	06/25/24	bk214	5	198	268	192	658	673	1993	9	221.44	-	222.50	=	-1.06	268	683	273	698
4	07/02/24	221	0	217	188	226	631	631	2624	12	218.67	-	221.44	=	-2.78	268	683	273	698
5	07/09/24	218	1	191	214	223	628	631	3252	15	216.80	-	218.67	=	-1.87	268	683	273	698



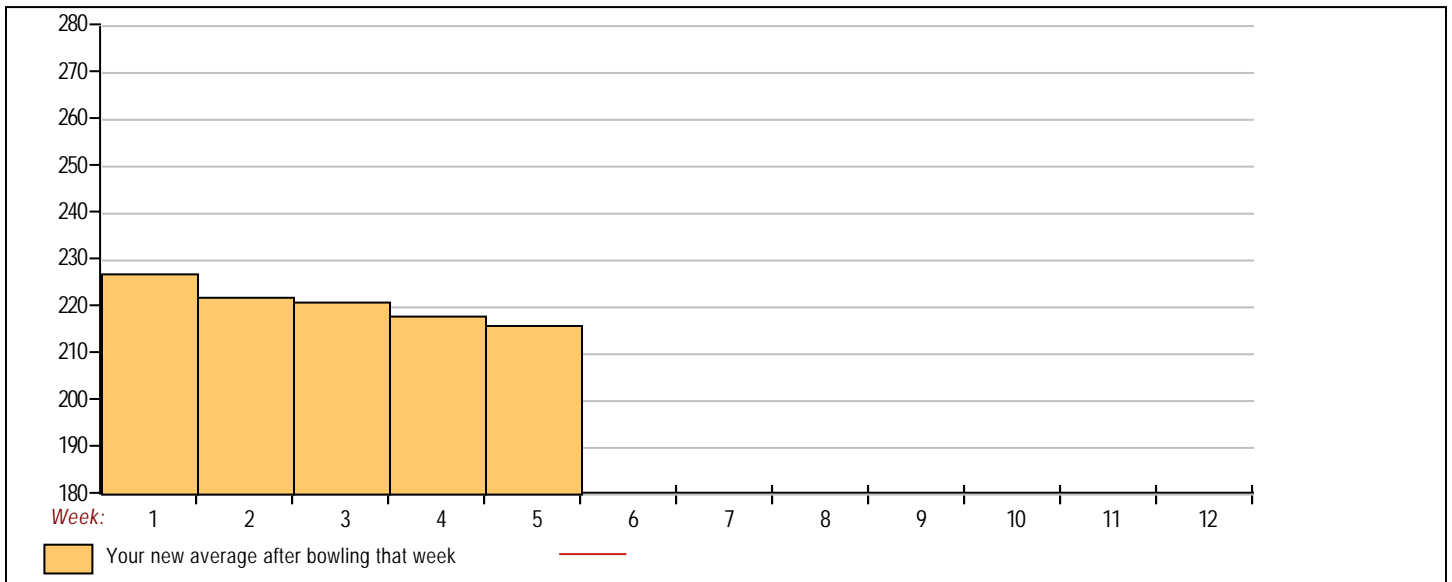
<u><100</u>	<u>100's</u>	<u>125's</u>	<u>150's</u>	<u>175's</u>	<u>200's</u>	<u>225's</u>	<u>250's</u>	<u>275's</u>	<u>300's</u>
				5	6	2	2		
<u><400</u>	<u>400's</u>	<u>450's</u>	<u>500's</u>	<u>550's</u>	<u>600's</u>	<u>650's</u>	<u>700's</u>	<u>750's</u>	<u>800's</u>
					2	3			

<u>Avg of Game 1</u>	<u>Avg of Game 2</u>	<u>Avg of Game 3</u>
208.40	219.60	222.40

High game of 268 on week 3 High series of 683 on week 1 High average of 227.67 after bowling week 1
 Low game of 188 on week 4 Low series of 628 on week 5 Low average of 216.80 after bowling week 5

High Scores by Game

Game #1: 239 on week 2 Game #2: 268 on week 3 Game #3: 262 on week 1



Note: This report includes information through July 9 which is Week 5 of 12

Stanley Zhu's Bowling Record - Team 10: Magahay

Week No.	Bowling Date	Old Avg	Old HDCP	Score			Total	HDCP Total	Pins		Gms	---Average Change---			High Game	High Sers	HDCP Game	HDCP Sers	
				-1-	-2-	-3-			New	Old		---> +/-							
1	06/11/24	bk216	3	205	170	239	614	623	614	3	204.67	-	0.00	=	204.67	239	614	242	623
2	06/18/24	bk216	3	229	246	238	713	722	1327	6	221.17	-	204.67	=	16.50	246	713	249	722
3	06/25/24	bk216	3	237	203	225	665	674	1992	9	221.33	-	221.17	=	0.17	246	713	249	722
4	07/02/24	221	0	211	215	217	643	643	2635	12	219.58	-	221.33	=	-1.75	246	713	249	722
5	07/09/24	219	0	203	202	244	649	649	3284	15	218.93	-	219.58	=	-0.65	246	713	249	722

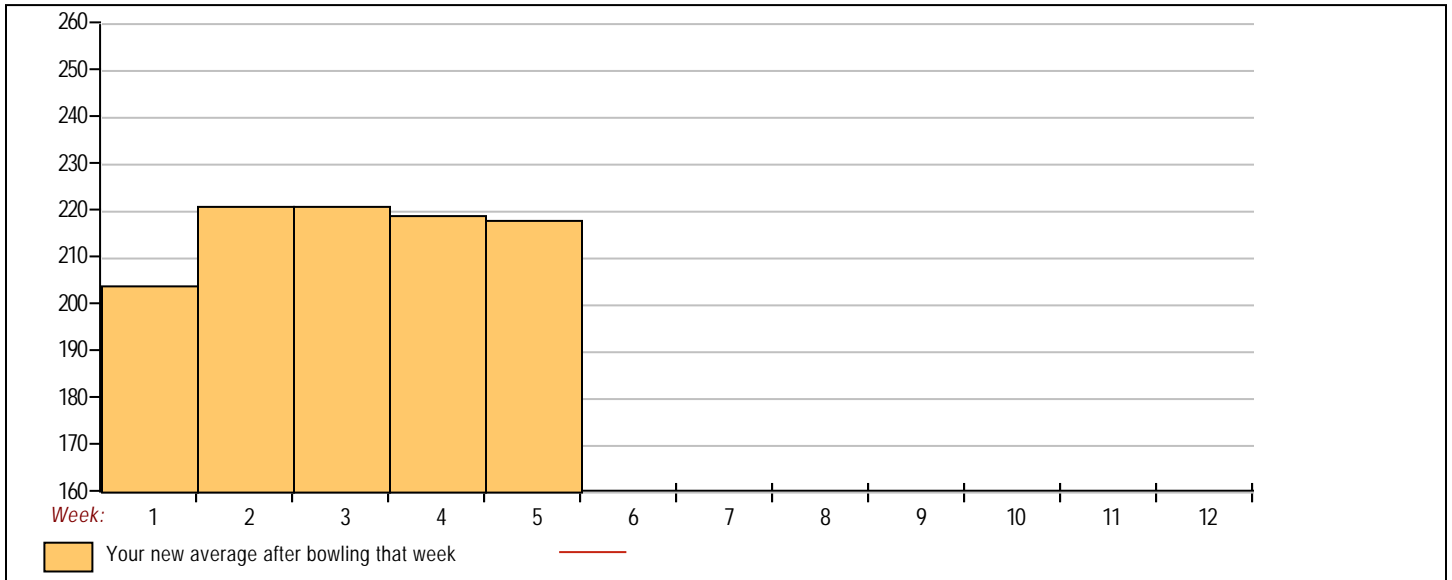


<u><100</u>	<u>100's</u>	<u>125's</u>	<u>150's</u>	<u>175's</u>	<u>200's</u>	<u>225's</u>	<u>250's</u>	<u>275's</u>	<u>300's</u>
			1		7	7			
<u><400</u>	<u>400's</u>	<u>450's</u>	<u>500's</u>	<u>550's</u>	<u>600's</u>	<u>650's</u>	<u>700's</u>	<u>750's</u>	<u>800's</u>
					3	1	1		

<u>Avg of Game 1</u>	<u>Avg of Game 2</u>	<u>Avg of Game 3</u>
217.00	207.20	232.60

High game of 246 on week 2 High series of 713 on week 2 High average of 221.33 after bowling week 3
 Low game of 170 on week 1 Low series of 614 on week 1 Low average of 204.67 after bowling week 1

High Scores by Game
 Game #1: 237 on week 3 Game #2: 246 on week 2 Game #3: 244 on week 5



Note: This report includes information through July 9 which is Week 5 of 12

Chris Yang's Bowling Record - Team 10: Magahay

Week No.	Bowling Date	Old Avg	Old HDCP	-1-	-2-	-3-	Total	HDCP Total	Pins	Gms	---Average Change---			High Game	High Sers	HDCP Game	HDCP Sers		
											New - Old	--->	+/-						
1	06/11/24	bk205	0				0	0	0	0		-	0.00	=	0.00	0	0		
2	06/18/24	bk205	0				0	0	0	0		-	0.00	=	0.00	0	0		
3	06/25/24	bk205	0				0	0	0	0		-	0.00	=	0.00	0	0		
4	07/02/24	bk205	0				0	0	0	0		-	0.00	=	0.00	0	0		
5	07/09/24	bk205	13				0	0	0	0		-	0.00	=	0.00	0	0		

- <100
- 100's
- 125's
- 150's
- 175's
- 200's
- 225's
- 250's
- 275's
- 300's
- <400
- 400's
- 450's
- 500's
- 550's
- 600's
- 650's
- 700's
- 750's
- 800's

Avg of Game 1 Avg of Game 2 Avg of Game 3

High game of 0 on week 0 High series of 0 on week 0 High average of 0.00 after bowling week 5
 Low game of 0 on week 0 Low series of 0 on week 0 Low average of 0.00 after bowling week 5

High Scores by Game

Game #1: 0 on week 0 Game #2: 0 on week 0 Game #3: 0 on week 0

