

Note: This report includes information through May 1 which is Week 32 of 33

Dinna Delarea's Bowling Record - Team 5: Lucky Strikes

Table with columns: Week No., Bowling Date, Old Avg, Old HDCP, -1-, -2-, -3-, Total, HDCP Total, Pins, Gms, ---Average Change--- (New - Old ---> +/-), High Game, High Sers, HDCP Game, HDCP Sers. Rows 1-16.

End of 1st split

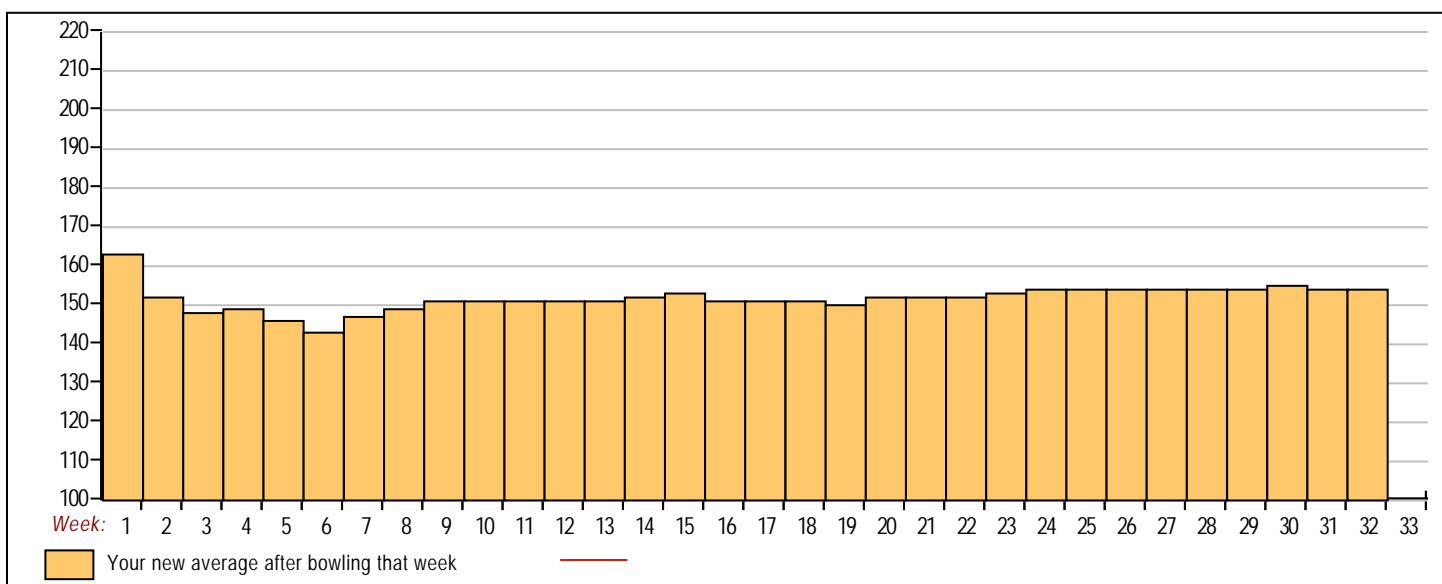
Table with columns: Week No., Bowling Date, Old Avg, Old HDCP, -1-, -2-, -3-, Total, HDCP Total, Pins, Gms, ---Average Change--- (New - Old ---> +/-), High Game, High Sers, HDCP Game, HDCP Sers. Rows 17-32.

Summary table for score ranges: <100, 100's, 125's, 150's, 175's, 200's, 225's, 250's, 275's, 300's, <400, 400's, 450's, 500's, 550's, 600's, 650's, 700's, 750's, 800's.

Avg of Game 1: 150.47, Avg of Game 2: 153.70, Avg of Game 3: 158.70

High game of 204 on week 23, High series of 520 on week 23, High average of 163.00 after bowling week 1, Low game of 109 on week 5, Low series of 380 on week 16, Low average of 143.67 after bowling week 6

High Scores by Game: Game #1: 204 on week 23, Game #2: 192 on week 24, Game #3: 200 on week 14



Note: This report includes information through May 1 which is Week 32 of 33

June Solomon's Bowling Record - Team 5: Lucky Strikes

Table with columns: Week No., Bowling Date, Old Avg, Old HDCP, -1-, -2-, -3-, Total, HDCP Total, Pins, Gms, ---Average Change--- (New - Old ---> +/-), High Game, High Sers, HDCP Game, HDCP Sers. Rows 1-16.

End of 1st split

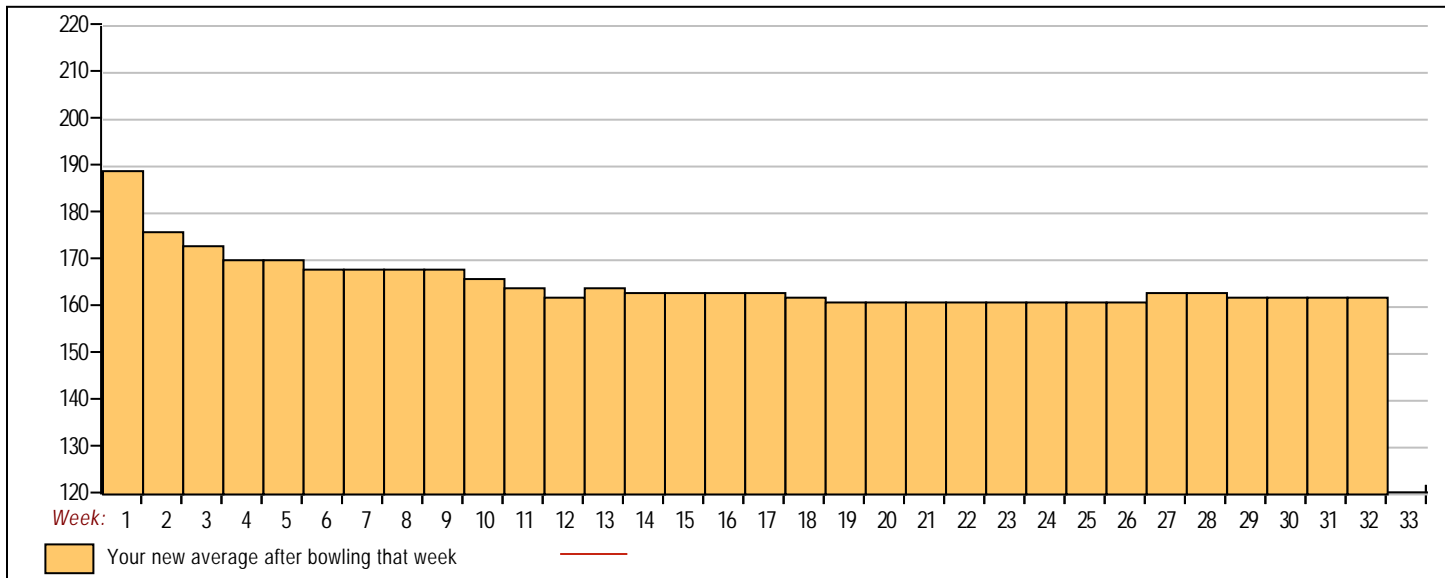
Table with columns: Week No., Bowling Date, Old Avg, Old HDCP, -1-, -2-, -3-, Total, HDCP Total, Pins, Gms, ---Average Change--- (New - Old ---> +/-), High Game, High Sers, HDCP Game, HDCP Sers. Rows 17-32.

Summary table for score ranges: <100, 100's, 125's, 150's, 175's, 200's, 225's, 250's, 275's, 300's, <400, 400's, 450's, 500's, 550's, 600's, 650's, 700's, 750's, 800's.

Avg of Game 1: 158.52, Avg of Game 2: 168.65, Avg of Game 3: 159.15

High game of 216 on week 3, Low game of 124 on week 28, High series of 567 on week 1, Low series of 424 on week 29, High average of 189.00 after bowling week 1, Low average of 161.42 after bowling week 20

High Scores by Game: Game #1: 216 on week 3, Game #2: 211 on week 1, Game #3: 193 on week 28



Note: This report includes information through May 1 which is Week 32 of 33

Benjie Aldeguer's Bowling Record - Team 5: Lucky Strikes

Table with columns: Week No., Bowling Date, Old Avg, Old HDCP, -1-, -2-, -3-, Total, HDCP Total, Pins, Gms, ---Average Change--- (New - Old ---> +/-), High Game, High Sers, HDCP Game, HDCP Sers. Rows 1-16.

End of 1st split

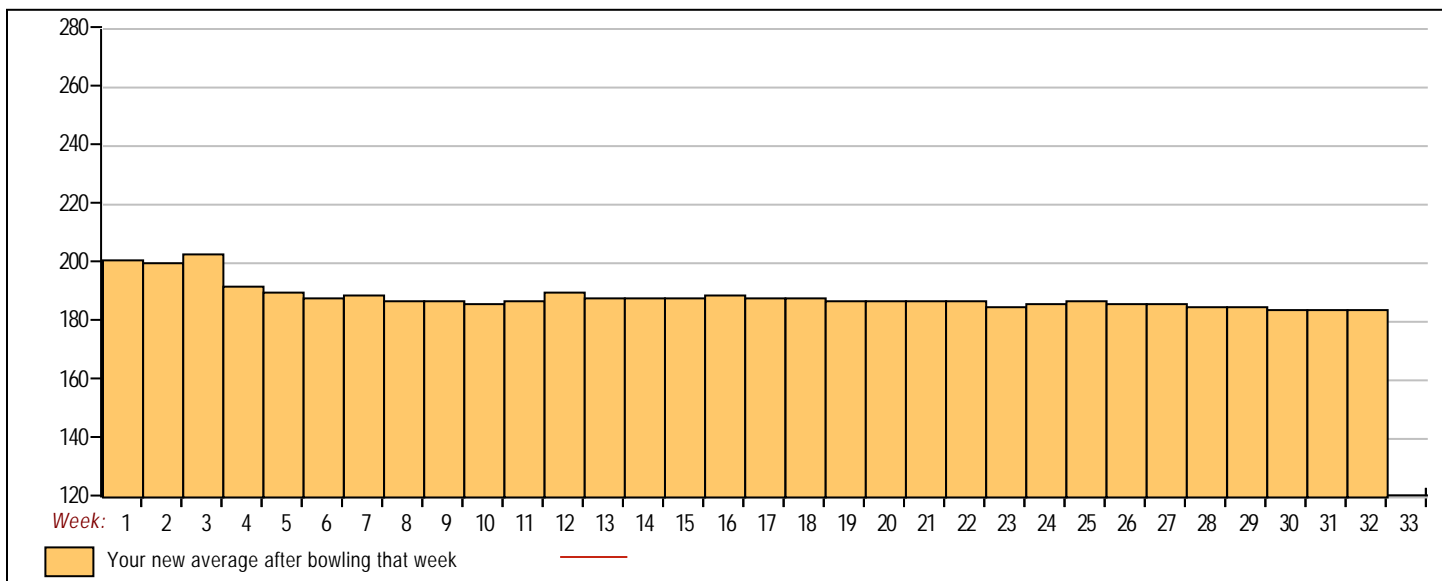
Table with columns: Week No., Bowling Date, Old Avg, Old HDCP, -1-, -2-, -3-, Total, HDCP Total, Pins, Gms, ---Average Change--- (New - Old ---> +/-), High Game, High Sers, HDCP Game, HDCP Sers. Rows 17-32.

Summary table for score ranges: <100, 100's, 125's, 150's, 175's, 200's, 225's, 250's, 275's, 300's, <400, 400's, 450's, 500's, 550's, 600's, 650's, 700's, 750's, 800's.

Avg of Game 1: 176.81, Avg of Game 2: 189.75, Avg of Game 3: 186.19

High game of 268 on week 3, High series of 641 on week 12, High average of 203.78 after bowling week 3, Low game of 132 on week 26, Low series of 466 on week 23, Low average of 184.10 after bowling week 31

High Scores by Game: Game #1: 212 on week 12, Game #2: 255 on week 24, Game #3: 268 on week 3



Note: This report includes information through May 1 which is Week 32 of 33

Jorge Fernandez's Bowling Record - Team 5: Lucky Strikes

Week No.	Bowling Date	Old Avg	Old HDCP	-1-	-2-	-3-	Total	HDCP		Pins	Gms	---Average Change---			High Game	High Sers	HDCP Game	HDCP Sers	
								Total	Total			New - Old	--->	+/-					
6	10/11/23	bk201	0				0	0	0	0	0	-	0.00	=	0.00	0	0		
7	10/18/23	bk201	15	185	199	192	576	621	576	3	192.00	-	0.00	=	192.00	199	576	214	621
8	10/25/23	bk201	15	236	171	204	611	656	1187	6	197.83	-	192.00	=	5.83	236	611	251	656
9	11/01/23	bk201	0				0	0	1187	6	197.83	-	197.83	=	0.00	236	611	251	656
10	11/08/23	bk201	15	202	189	212	603	648	1790	9	198.89	-	197.83	=	1.06	236	611	251	656
11	11/15/23	198	0				0	0	1790	9	198.89	-	198.89	=	0.00	236	611	251	656
12	11/29/23	198	0				0	0	1790	9	198.89	-	198.89	=	0.00	236	611	251	656
13	12/06/23	198	0				0	0	1790	9	198.89	-	198.89	=	0.00	236	611	251	656
14	12/13/23	198	0				0	0	1790	9	198.89	-	198.89	=	0.00	236	611	251	656
15	12/20/23	198	0				0	0	1790	9	198.89	-	198.89	=	0.00	236	611	251	656
16	01/10/24	198	0				0	0	1790	9	198.89	-	198.89	=	0.00	236	611	251	656

End of 1st split

17	01/17/24	198	0				0	0	1790	9	198.89	-	198.89	=	0.00	236	611	251	656
18	01/24/24	198	0				0	0	1790	9	198.89	-	198.89	=	0.00	236	611	251	656
19	01/31/24	198	0				0	0	1790	9	198.89	-	198.89	=	0.00	236	611	251	656
20	02/07/24	198	0				0	0	1790	9	198.89	-	198.89	=	0.00	236	611	251	656
21	02/14/24	198	0				0	0	1790	9	198.89	-	198.89	=	0.00	236	611	251	656
22	02/21/24	198	0				0	0	1790	9	198.89	-	198.89	=	0.00	236	611	251	656
23	02/28/24	198	0				0	0	1790	9	198.89	-	198.89	=	0.00	236	611	251	656
24	03/06/24	198	0				0	0	1790	9	198.89	-	198.89	=	0.00	236	611	251	656
25	03/13/24	198	0				0	0	1790	9	198.89	-	198.89	=	0.00	236	611	251	656
26	03/20/24	198	0				0	0	1790	9	198.89	-	198.89	=	0.00	236	611	251	656
27	03/27/24	198	0				0	0	1790	9	198.89	-	198.89	=	0.00	236	611	251	656
28	04/03/24	198	0				0	0	1790	9	198.89	-	198.89	=	0.00	236	611	251	656
29	04/10/24	198	0				0	0	1790	9	198.89	-	198.89	=	0.00	236	611	251	656
30	04/17/24	198	0				0	0	1790	9	198.89	-	198.89	=	0.00	236	611	251	656
31	04/24/24	198	0				0	0	1790	9	198.89	-	198.89	=	0.00	236	611	251	656
32	05/01/24	198	17				0	0	1790	9	198.89	-	198.89	=	0.00	236	611	251	656

<u><100</u>	<u>100's</u>	<u>125's</u>	<u>150's</u>	<u>175's</u>	<u>200's</u>	<u>225's</u>	<u>250's</u>	<u>275's</u>	<u>300's</u>
			1	4	3	1			
<u><400</u>	<u>400's</u>	<u>450's</u>	<u>500's</u>	<u>550's</u>	<u>600's</u>	<u>650's</u>	<u>700's</u>	<u>750's</u>	<u>800's</u>
				1	2				

<u>Avg of Game 1</u>	<u>Avg of Game 2</u>	<u>Avg of Game 3</u>
207.67	186.33	202.67

High game of 236 on week 8 High series of 611 on week 8 High average of 198.89 after bowling week 10
 Low game of 171 on week 8 Low series of 576 on week 7 Low average of 192.00 after bowling week 7

High Scores by Game

Game #1: 236 on week 8 Game #2: 199 on week 7 Game #3: 212 on week 10

