

Note: This report includes information through May 1 which is Week 32 of 33

Aimee Majer's Bowling Record - Team 4: Team 4

Table with columns: Week No., Bowling Date, Old Avg, Old HDCP, -1-, -2-, -3-, Total, HDCP Total, Pins, Gms, ---Average Change--- (New - Old ---> +/-), High Game, High Sers, HDCP Game, HDCP Sers. Rows 1-16.

End of 1st split

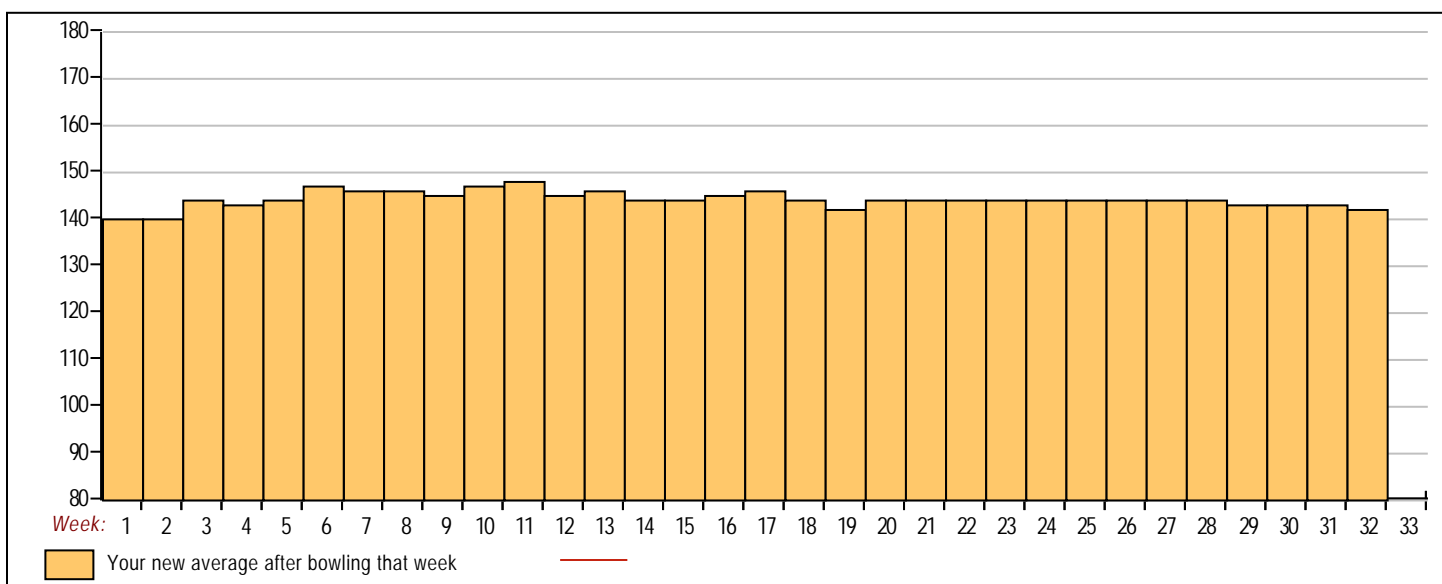
Table with columns: Week No., Bowling Date, Old Avg, Old HDCP, -1-, -2-, -3-, Total, HDCP Total, Pins, Gms, ---Average Change--- (New - Old ---> +/-), High Game, High Sers, HDCP Game, HDCP Sers. Rows 17-32.

Summary table for score ranges: <100, 100's, 125's, 150's, 175's, 200's, 225's, 250's, 275's, 300's, <400, 400's, 450's, 500's, 550's, 600's, 650's, 700's, 750's, 800's.

Avg of Game 1: 145.00, Avg of Game 2: 140.96, Avg of Game 3: 142.83

High game of 179 on week 6, High series of 499 on week 20, High average of 148.15 after bowling week 11, Low game of 100 on week 18, Low series of 338 on week 18, Low average of 140.67 after bowling week 1

High Scores by Game: Game #1: 179 on week 6, Game #2: 163 on week 9, Game #3: 176 on week 17



Note: This report includes information through May 1 which is Week 32 of 33

Jenn Phaxayavong's Bowling Record - Team 4: Team 4

Table with columns: Week No., Bowling Date, Old Avg, Old HDCP, -1-, -2-, -3-, Total, HDCP Total, Pins, Gms, ---Average Change--- (New - Old ---> +/-), High Game, High Sers, HDCP Game, HDCP Sers. Rows 1-16.

End of 1st split

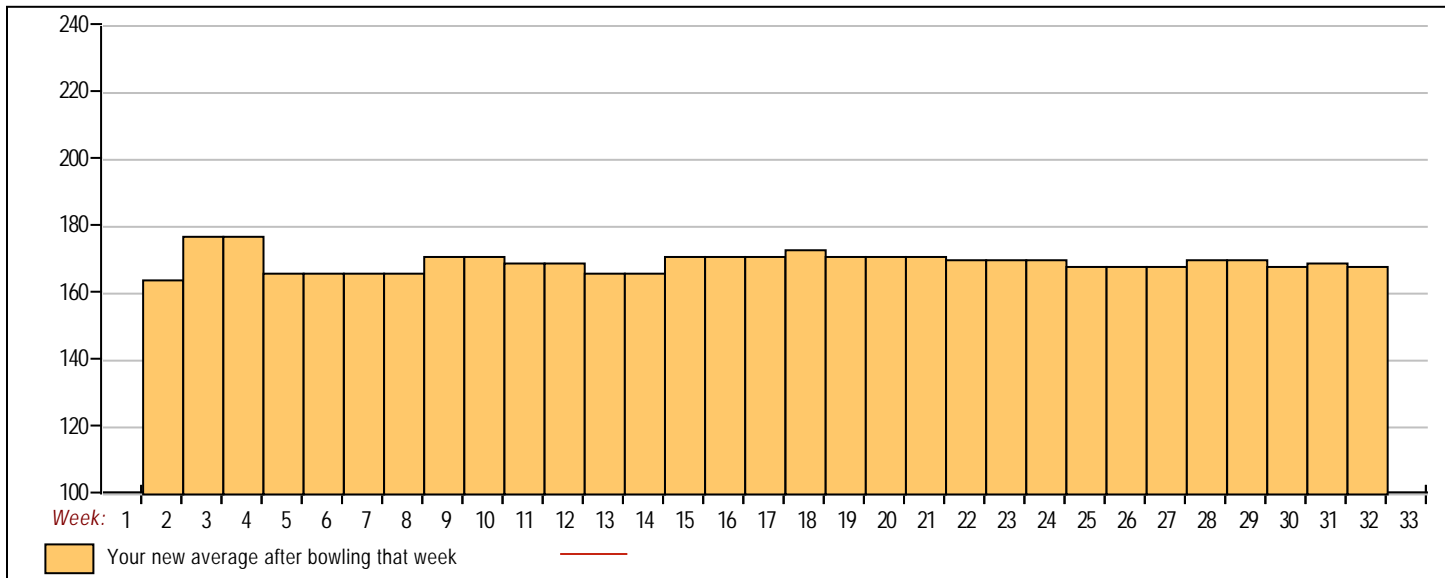
Table with columns: Week No., Bowling Date, Old Avg, Old HDCP, -1-, -2-, -3-, Total, HDCP Total, Pins, Gms, ---Average Change--- (New - Old ---> +/-), High Game, High Sers, HDCP Game, HDCP Sers. Rows 17-32.

Summary table for score ranges: <100, 100's, 125's, 150's, 175's, 200's, 225's, 250's, 275's, 300's, <400, 400's, 450's, 500's, 550's, 600's, 650's, 700's, 750's, 800's.

Avg of Game 1: 170.16, Avg of Game 2: 167.53, Avg of Game 3: 167.58

High game of 236 on week 15, High series of 618 on week 15, High average of 177.33 after bowling week 3, Low game of 117 on week 19, Low series of 407 on week 25, Low average of 164.00 after bowling week 2

High Scores by Game: Game #1: 213 on week 3, Game #2: 202 on week 18, Game #3: 236 on week 15



Note: This report includes information through May 1 which is Week 32 of 33

Milan Majer's Bowling Record - Team 4: Team 4

Table with columns: Week No., Bowling Date, Old Avg, Old HDCP, -1-, -2-, -3-, Total, HDCP Total, Pins, Gms, ---Average Change--- New - Old ---> +/-, High Game, High Sers, HDCP Game, HDCP Sers. Rows 1-16.

End of 1st split

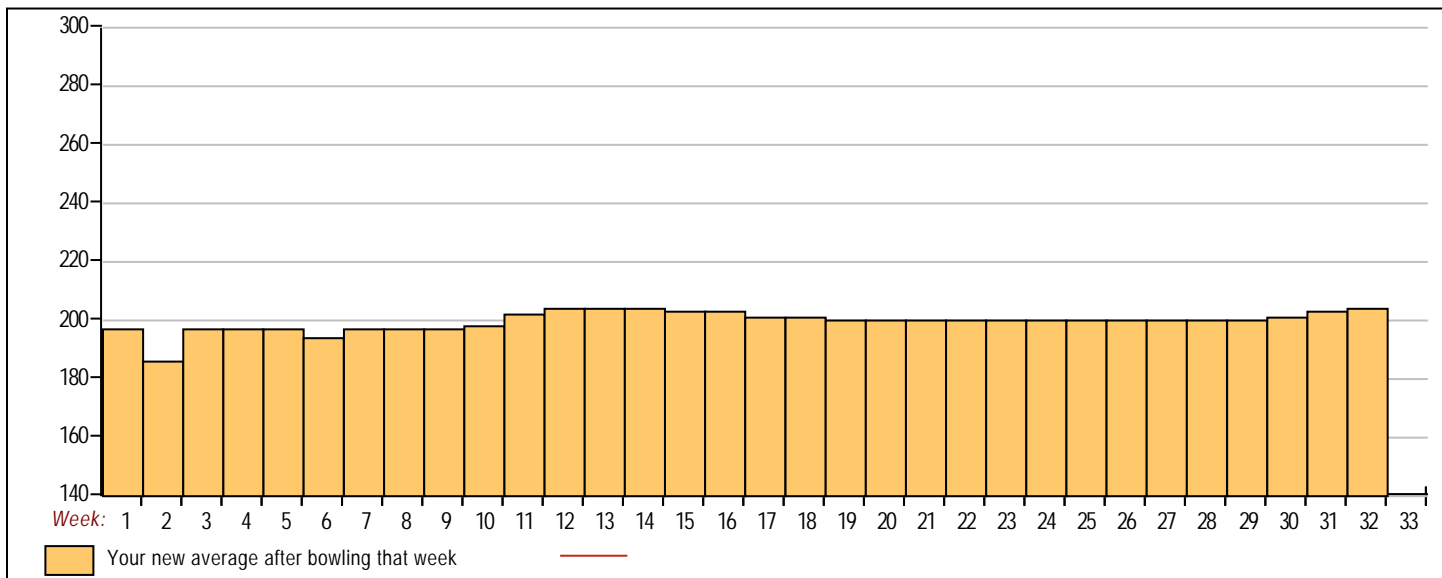
Table with columns: Week No., Bowling Date, Old Avg, Old HDCP, -1-, -2-, -3-, Total, HDCP Total, Pins, Gms, ---Average Change--- New - Old ---> +/-, High Game, High Sers, HDCP Game, HDCP Sers. Rows 17-32.

Summary table for score ranges: <100, 100's, 125's, 150's, 175's, 200's, 225's, 250's, 275's, 300's, <400, 400's, 450's, 500's, 550's, 600's, 650's, 700's, 750's, 800's.

Avg of Game 1: 204.15, Avg of Game 2: 208.58, Avg of Game 3: 199.73

High game of 290 on week 31, High series of 749 on week 31, High average of 204.64 after bowling week 13, Low game of 156 on week 21, Low series of 524 on week 2, Low average of 186.00 after bowling week 2

High Scores by Game: Game #1: 258 on week 23, Game #2: 290 on week 31, Game #3: 235 on week 12



Note: This report includes information through May 1 which is Week 32 of 33

Lloyd Aguirre's Bowling Record - Team 4: Team 4

Table with columns: Week No., Bowling Date, Old Avg, Old HDCP, -1-, -2-, -3-, Total, HDCP Total, Pins, Gms, ---Average Change--- (New - Old ---> +/-), High Game, High Sers, HDCP Game, HDCP Sers. Rows 1-16.

End of 1st split

Table with columns: Week No., Bowling Date, Old Avg, Old HDCP, -1-, -2-, -3-, Total, HDCP Total, Pins, Gms, ---Average Change--- (New - Old ---> +/-), High Game, High Sers, HDCP Game, HDCP Sers. Rows 17-32.

Summary table for score ranges: <100, 100's, 125's, 150's, 175's, 200's, 225's, 250's, 275's, 300's, <400, 400's, 450's, 500's, 550's, 600's, 650's, 700's, 750's, 800's.

Avg of Game 1: 175.11, Avg of Game 2: 189.79, Avg of Game 3: 181.89

High game of 253 on week 25, High series of 613 on week 16, High average of 184.17 after bowling week 26, Low game of 127 on week 1, Low series of 465 on week 30, Low average of 156.67 after bowling week 1

High Scores by Game: Game #1: 253 on week 25, Game #2: 246 on week 2, Game #3: 212 on week 12

