

Note: This report includes information through May 1 which is Week 32 of 33

**Alyssa Chan's Bowling Record - Team 3: Team 3**

Week No.	Bowling Date	Old Avg	Old HDCP	-1-	-2-	-3-	Total	HDCP Total	Pins	Gms	---Average Change---			High Game	High Sers	HDCP Game	HDCP Sers		
											New	Old	---> +/-						
1	09/06/23	bk160	0				0	0	0	0	-	0.00	=	0.00	0	0			
2	09/13/23	bk160	48	130	192	152	474	618	474	3	158.00	-	0.00	=	158.00	192	474	240	618
3	09/20/23	bk160	48	145	150	180	475	619	949	6	158.17	-	158.00	=	0.17	192	475	240	619
4	09/27/23	bk160	48	181	149	157	487	631	1436	9	159.56	-	158.17	=	1.39	192	487	240	631
5	10/04/23	159	48	98	124	179	401	545	1837	12	153.08	-	159.56	=	-6.47	192	487	240	631
6	10/11/23	153	53	141	181	132	454	613	2291	15	152.73	-	153.08	=	-0.35	192	487	240	631
7	10/18/23	152	54	a152	a152	a152	456	618	2291	15	152.73	-	152.73	=	0.00	192	487	240	631
8	10/25/23	152	54	168	182	170	520	682	2811	18	156.17	-	152.73	=	3.43	192	520	240	682
9	11/01/23	156	51	162	164	224	550	703	3361	21	160.05	-	156.17	=	3.88	224	550	275	703
10	11/08/23	160	48	173	153	183	509	653	3870	24	161.25	-	160.05	=	1.20	224	550	275	703
11	11/15/23	161	47	145	190	161	496	637	4366	27	161.70	-	161.25	=	0.45	224	550	275	703
12	11/29/23	161	47	176	167	136	479	620	4845	30	161.50	-	161.70	=	-0.20	224	550	275	703
13	12/06/23	161	0				0	0	4845	30	161.50	-	161.50	=	0.00	224	550	275	703
14	12/13/23	161	47	a161	a161	a161	483	624	4845	30	161.50	-	161.50	=	0.00	224	550	275	703
15	12/20/23	161	47	150	162	159	471	612	5316	33	161.09	-	161.50	=	-0.41	224	550	275	703
16	01/10/24	161	0				0	0	5316	33	161.09	-	161.09	=	0.00	224	550	275	703

**End of 1st split**

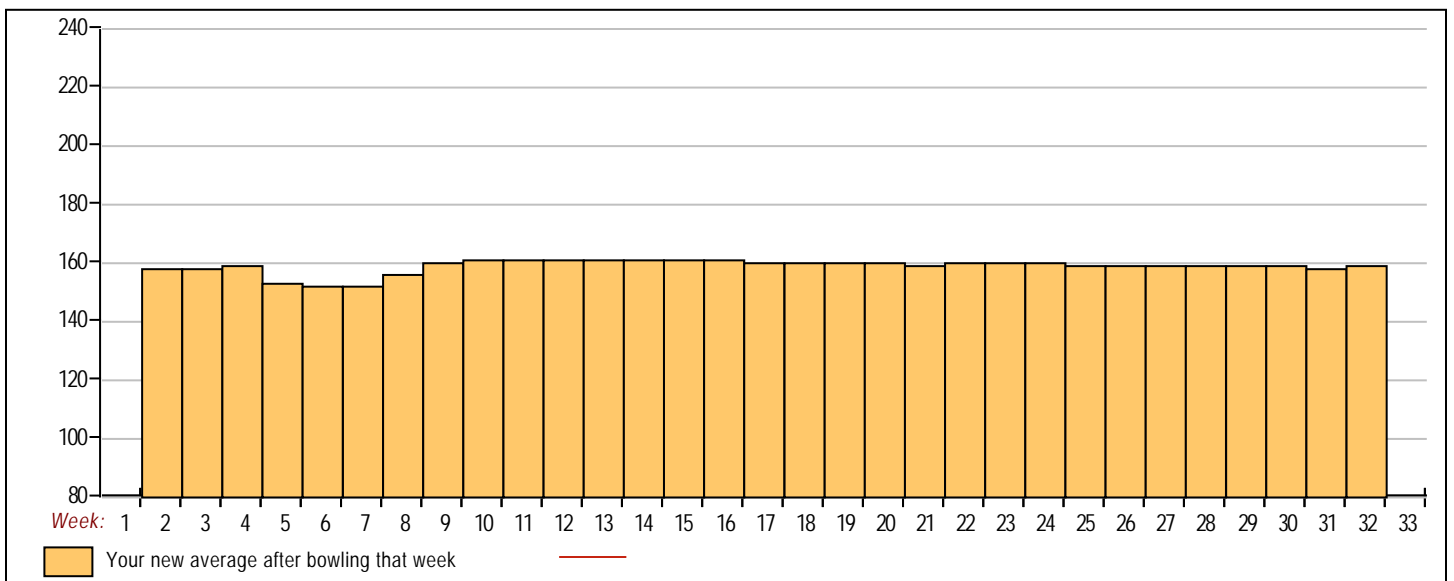
17	01/17/24	161	47	161	144	163	468	609	5784	36	160.67	-	161.09	=	-0.42	224	550	275	703
18	01/24/24	160	48	156	178	158	492	636	6276	39	160.92	-	160.67	=	0.26	224	550	275	703
19	01/31/24	160	48	122	171	155	448	592	6724	42	160.10	-	160.92	=	-0.83	224	550	275	703
20	02/07/24	160	48	a160	a160	a160	480	624	6724	42	160.10	-	160.10	=	0.00	224	550	275	703
21	02/14/24	160	48	157	129	156	442	586	7166	45	159.24	-	160.10	=	-0.85	224	550	275	703
22	02/21/24	159	48	167	178	184	529	673	7695	48	160.31	-	159.24	=	1.07	224	550	275	703
23	02/28/24	160	48	161	201	131	493	637	8188	51	160.55	-	160.31	=	0.24	224	550	275	703
24	03/06/24	160	48	180	142	131	453	597	8641	54	160.02	-	160.55	=	-0.53	224	550	275	703
25	03/13/24	160	48	166	182	120	468	612	9109	57	159.81	-	160.02	=	-0.21	224	550	275	703
26	03/20/24	159	48	a159	a159	a159	477	621	9109	57	159.81	-	159.81	=	0.00	224	550	275	703
27	03/27/24	159	48	171	156	133	460	604	9569	60	159.48	-	159.81	=	-0.32	224	550	275	703
28	04/03/24	159	48	128	164	159	451	595	10020	63	159.05	-	159.48	=	-0.44	224	550	275	703
29	04/10/24	159	48	161	155	160	476	620	10496	66	159.03	-	159.05	=	-0.02	224	550	275	703
30	04/17/24	159	48	199	130	156	485	629	10981	69	159.14	-	159.03	=	0.11	224	550	275	703
31	04/24/24	159	48	178	125	122	425	569	11406	72	158.42	-	159.14	=	-0.73	224	550	275	703
32	05/01/24	158	49	225	157	168	550	697	11956	75	159.41	-	158.42	=	1.00	225	550	275	703

<u>&lt;100</u>	<u>100's</u>	<u>125's</u>	<u>150's</u>	<u>175's</u>	<u>200's</u>	<u>225's</u>	<u>250's</u>	<u>275's</u>	<u>300's</u>
1	4	16	35	16	2	1			
<u>&lt;400</u>	<u>400's</u>	<u>450's</u>	<u>500's</u>	<u>550's</u>	<u>600's</u>	<u>650's</u>	<u>700's</u>	<u>750's</u>	<u>800's</u>
	4	16	3	2					

<u>Avg of Game 1</u>	<u>Avg of Game 2</u>	<u>Avg of Game 3</u>
160.04	161.04	157.16

High game of 225 on week 32      High series of 550 on week 9      High average of 161.70 after bowling week 11  
 Low game of 98 on week 5      Low series of 401 on week 5      Low average of 152.73 after bowling week 6

High Scores by Game  
 Game #1: 225 on week 32    Game #2: 201 on week 23    Game #3: 224 on week 9



Note: This report includes information through May 1 which is Week 32 of 33

Albert Wong's Bowling Record - Team 3: Team 3

Table with columns: Week No., Bowling Date, Old Avg, Old HDCP, -1-, -2-, -3-, Total, HDCP Total, Pins, Gms, ---Average Change--- (New - Old ---> +/-), High Game, High Sers, HDCP Game, HDCP Sers. Rows 1-16.

End of 1st split

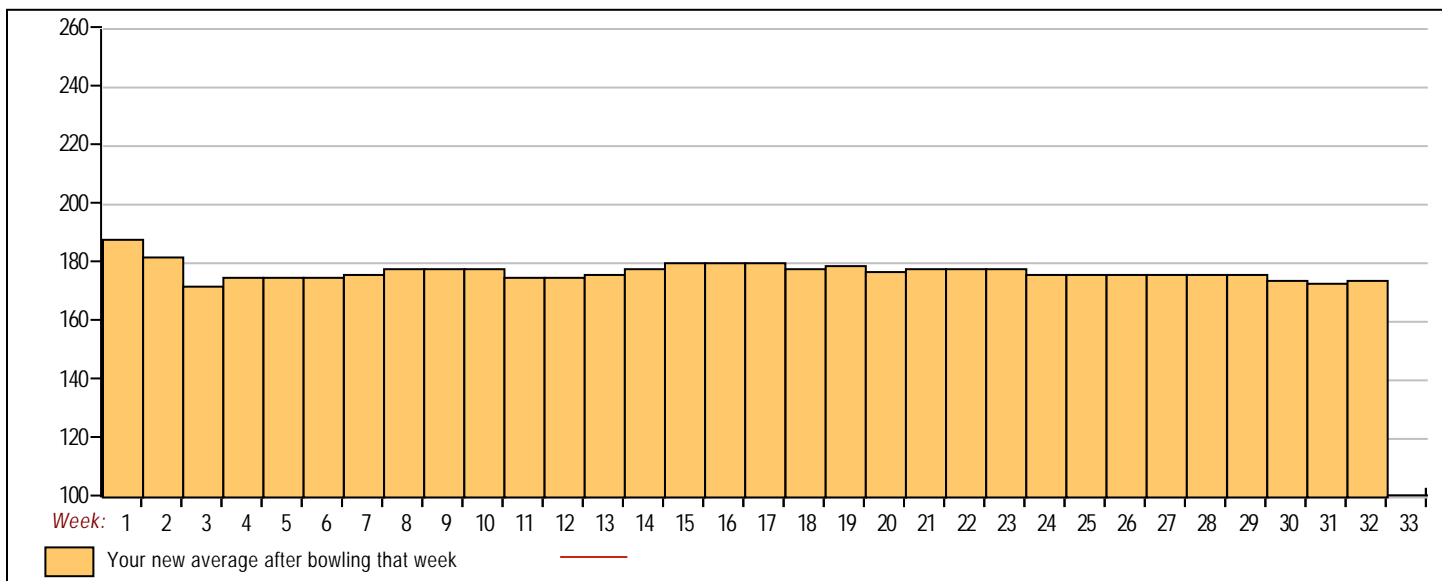
Table with columns: Week No., Bowling Date, Old Avg, Old HDCP, -1-, -2-, -3-, Total, HDCP Total, Pins, Gms, ---Average Change--- (New - Old ---> +/-), High Game, High Sers, HDCP Game, HDCP Sers. Rows 17-32.

Summary table for score ranges: <100, 100's, 125's, 150's, 175's, 200's, 225's, 250's, 275's, 300's, <400, 400's, 450's, 500's, 550's, 600's, 650's, 700's, 750's, 800's.

Avg of Game 1: 165.72, Avg of Game 2: 173.56, Avg of Game 3: 183.34

High game of 244 on week 14, High series of 626 on week 14, High average of 188.00 after bowling week 1, Low game of 108 on week 30, Low series of 351 on week 30, Low average of 172.89 after bowling week 3

High Scores by Game: Game #1: 202 on week 14, Game #2: 244 on week 14, Game #3: 224 on week 15



Note: This report includes information through May 1 which is Week 32 of 33

David Chen's Bowling Record - Team 3: Team 3

Table with columns: Week No., Bowling Date, Old Avg, Old HDCP, -1-, -2-, -3-, Total, HDCP Total, Pins, Gms, ---Average Change--- (New - Old ---> +/-), High Game, High Sers, HDCP Game, HDCP Sers. Rows 1-16.

End of 1st split

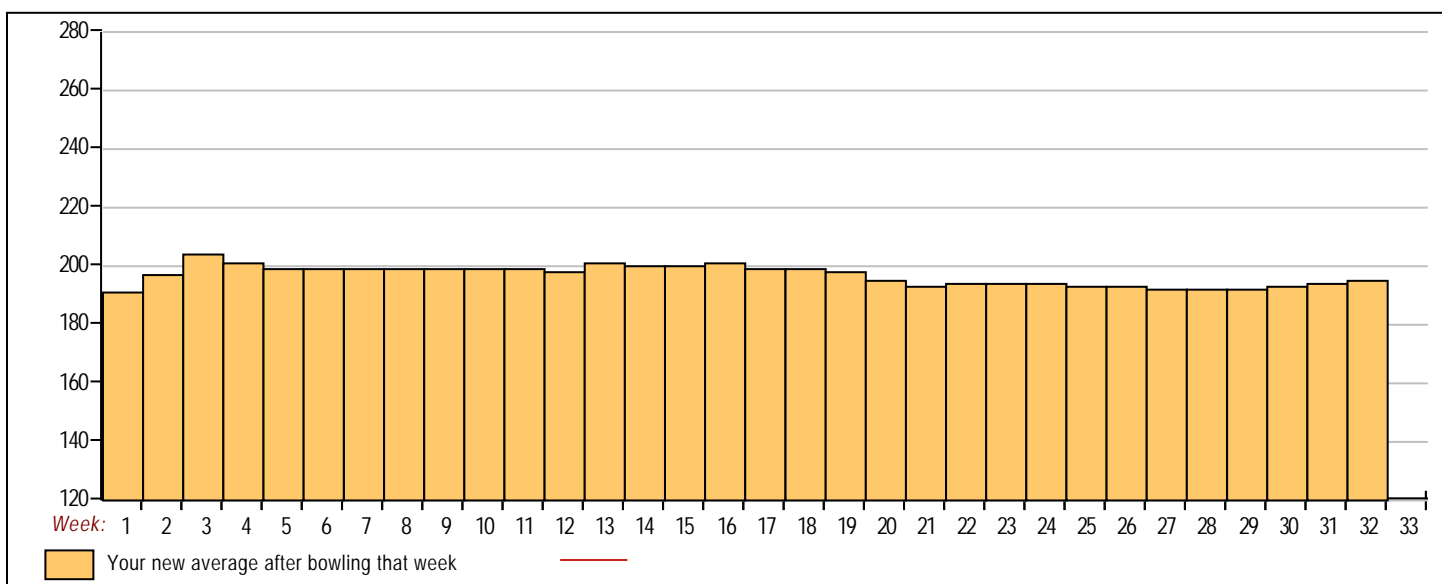
Table with columns: Week No., Bowling Date, Old Avg, Old HDCP, -1-, -2-, -3-, Total, HDCP Total, Pins, Gms, ---Average Change--- (New - Old ---> +/-), High Game, High Sers, HDCP Game, HDCP Sers. Rows 17-32.

Summary table for score ranges: <100, 100's, 125's, 150's, 175's, 200's, 225's, 250's, 275's, 300's, <400, 400's, 450's, 500's, 550's, 600's, 650's, 700's, 750's, 800's.

Avg of Game 1: 199.30, Avg of Game 2: 194.83, Avg of Game 3: 191.91

High game of 265 on week 31, High series of 681 on week 31, High average of 204.11 after bowling week 3, Low game of 134 on week 21, Low series of 485 on week 20, Low average of 191.67 after bowling week 1

High Scores by Game: Game #1: 235 on week 22, Game #2: 259 on week 16, Game #3: 265 on week 31



Note: This report includes information through May 1 which is Week 32 of 33

**Chris Villanueva's Bowling Record - Team 3: Team 3**

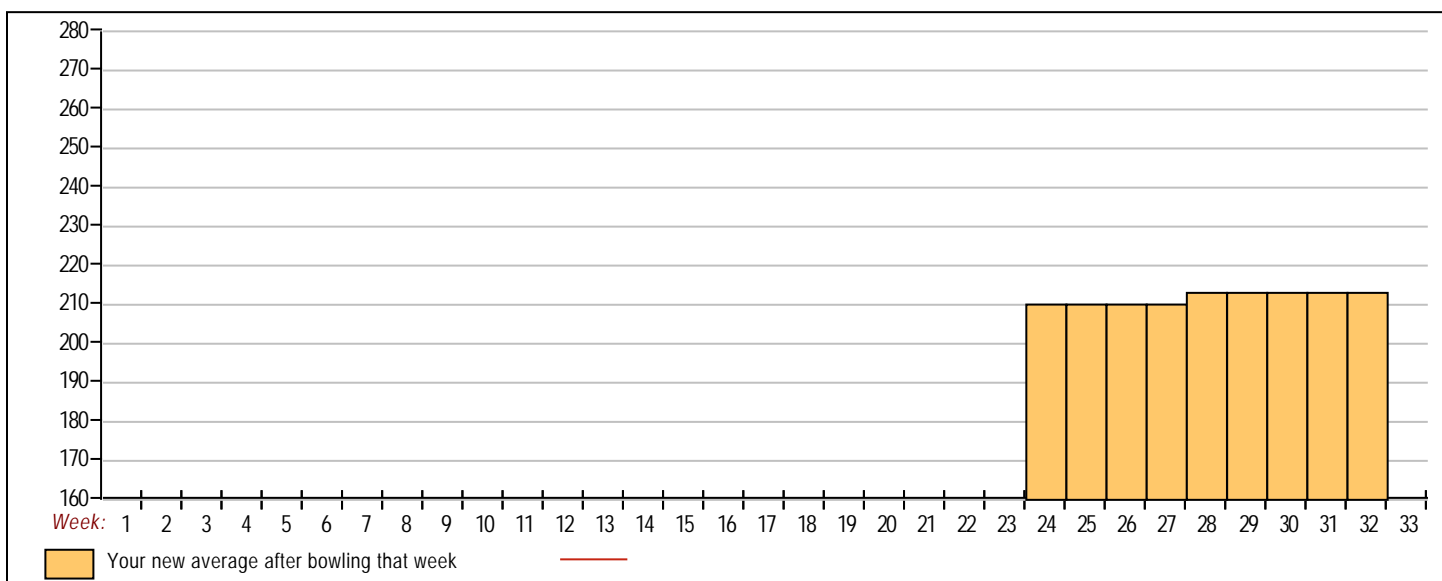
Week No.	Bowling Date	Old Avg	Old HDCP	-1-	-2-	-3-	Total	HDCP Total	Pins	Gms	---Average Change---			High Game	High Sers	HDCP Game	HDCP Sers		
														New - Old ---> +/-					
<b>End of 1st split</b>																			
24	03/06/24	bk197	18	169	268	193	630	684	630	3	210.00	-	0.00	=	210.00	268	630	286	684
25	03/13/24	bk197	0				0	0	630	3	210.00	-	210.00	=	0.00	268	630	286	684
26	03/20/24	bk197	0				0	0	630	3	210.00	-	210.00	=	0.00	268	630	286	684
27	03/27/24	bk197	0				0	0	630	3	210.00	-	210.00	=	0.00	268	630	286	684
28	04/03/24	bk197	18	228	246	178	652	706	1282	6	213.67	-	210.00	=	3.67	268	652	286	706
29	04/10/24	bk197	0				0	0	1282	6	213.67	-	213.67	=	0.00	268	652	286	706
30	04/17/24	bk197	0				0	0	1282	6	213.67	-	213.67	=	0.00	268	652	286	706
31	04/24/24	bk197	0				0	0	1282	6	213.67	-	213.67	=	0.00	268	652	286	706
32	05/01/24	bk197	18				0	0	1282	6	213.67	-	213.67	=	0.00	268	652	286	706

<u>&lt;100</u>	<u>100's</u>	<u>125's</u>	<u>150's</u>	<u>175's</u>	<u>200's</u>	<u>225's</u>	<u>250's</u>	<u>275's</u>	<u>300's</u>
			1	2		2	1		
<u>&lt;400</u>	<u>400's</u>	<u>450's</u>	<u>500's</u>	<u>550's</u>	<u>600's</u>	<u>650's</u>	<u>700's</u>	<u>750's</u>	<u>800's</u>
					1	1			

<u>Avg of Game 1</u>	<u>Avg of Game 2</u>	<u>Avg of Game 3</u>
198.50	257.00	185.50

High game of 268 on week 24      High series of 652 on week 28      High average of 213.67 after bowling week 28  
 Low game of 169 on week 24      Low series of 630 on week 24      Low average of 210.00 after bowling week 24

High Scores by Game  
 Game #1: 228 on week 28    Game #2: 268 on week 24    Game #3: 193 on week 24



Note: This report includes information through May 1 which is Week 32 of 33

**Krystal Chan's Bowling Record - Team 3: Team 3**

Week No.	Bowling Date	Old Avg	Old HDCP	-1-	-2-	-3-	Total	HDCP Total	Pins	Gms	---Average Change---			High Game	High Sers	HDCP Game	HDCP Sers		
											New	Old	---> +/-						
1	09/06/23	bk173	0				0	0	0	0	-	0.00	=	0.00	0	0			
2	09/13/23	bk173	0				0	0	0	0	-	0.00	=	0.00	0	0			
3	09/20/23	bk173	0				0	0	0	0	-	0.00	=	0.00	0	0			
4	09/27/23	bk173	0				0	0	0	0	-	0.00	=	0.00	0	0			
5	10/04/23	bk173	0				0	0	0	0	-	0.00	=	0.00	0	0			
6	10/11/23	bk173	0				0	0	0	0	-	0.00	=	0.00	0	0			
7	10/18/23	bk173	0				0	0	0	0	-	0.00	=	0.00	0	0			
8	10/25/23	bk173	0				0	0	0	0	-	0.00	=	0.00	0	0			
9	11/01/23	bk173	0				0	0	0	0	-	0.00	=	0.00	0	0			
10	11/08/23	bk173	0				0	0	0	0	-	0.00	=	0.00	0	0			
11	11/15/23	bk173	0				0	0	0	0	-	0.00	=	0.00	0	0			
12	11/29/23	bk173	0				0	0	0	0	-	0.00	=	0.00	0	0			
13	12/06/23	bk173	0				0	0	0	0	-	0.00	=	0.00	0	0			
14	12/13/23	bk173	0				0	0	0	0	-	0.00	=	0.00	0	0			
15	12/20/23	bk173	0				0	0	0	0	-	0.00	=	0.00	0	0			
16	01/10/24	bk173	37	180	163	162	505	616	505	3	168.33	-	0.00	=	168.33	180	505	217	616

**End of 1st split**

17	01/17/24	bk173	0				0	0	505	3	168.33	-	168.33	=	0.00	180	505	217	616
18	01/24/24	bk173	0				0	0	505	3	168.33	-	168.33	=	0.00	180	505	217	616
19	01/31/24	bk173	0				0	0	505	3	168.33	-	168.33	=	0.00	180	505	217	616
20	02/07/24	bk173	0				0	0	505	3	168.33	-	168.33	=	0.00	180	505	217	616
21	02/14/24	bk173	0				0	0	505	3	168.33	-	168.33	=	0.00	180	505	217	616
22	02/21/24	bk173	0				0	0	505	3	168.33	-	168.33	=	0.00	180	505	217	616
23	02/28/24	bk173	0				0	0	505	3	168.33	-	168.33	=	0.00	180	505	217	616
24	03/06/24	bk173	0				0	0	505	3	168.33	-	168.33	=	0.00	180	505	217	616
25	03/13/24	bk173	0				0	0	505	3	168.33	-	168.33	=	0.00	180	505	217	616
26	03/20/24	bk173	0				0	0	505	3	168.33	-	168.33	=	0.00	180	505	217	616
27	03/27/24	bk173	0				0	0	505	3	168.33	-	168.33	=	0.00	180	505	217	616
28	04/03/24	bk173	0				0	0	505	3	168.33	-	168.33	=	0.00	180	505	217	616
29	04/10/24	bk173	0				0	0	505	3	168.33	-	168.33	=	0.00	180	505	217	616
30	04/17/24	bk173	0				0	0	505	3	168.33	-	168.33	=	0.00	180	505	217	616
31	04/24/24	bk173	0				0	0	505	3	168.33	-	168.33	=	0.00	180	505	217	616
32	05/01/24	bk173	37				0	0	505	3	168.33	-	168.33	=	0.00	180	505	217	616

<u>&lt;100</u>	<u>100's</u>	<u>125's</u>	<u>150's</u>	<u>175's</u>	<u>200's</u>	<u>225's</u>	<u>250's</u>	<u>275's</u>	<u>300's</u>
			2	1					
<u>&lt;400</u>	<u>400's</u>	<u>450's</u>	<u>500's</u>	<u>550's</u>	<u>600's</u>	<u>650's</u>	<u>700's</u>	<u>750's</u>	<u>800's</u>
			1						

<u>Avg of Game 1</u>	<u>Avg of Game 2</u>	<u>Avg of Game 3</u>
180.00	163.00	162.00

High game of 180 on week 16 High series of 505 on week 16 High average of 168.33 after bowling week 16  
 Low game of 162 on week 16 Low series of 505 on week 16 Low average of 168.33 after bowling week 16

High Scores by Game  
 Game #1: 180 on week 16 Game #2: 163 on week 16 Game #3: 162 on week 16

