

Note: This report includes information through May 1 which is Week 32 of 33

Amy Wu's Bowling Record - Team 27: Just Bowling

Table with columns: Week No., Bowling Date, Old Avg, Old HDCP, -1-, -2-, -3-, Total, HDCP Total, Pins, Gms, ---Average Change--- (New - Old ---> +/-), High Game, High Sers, HDCP Game, HDCP Sers. Rows 1-16.

---- Week 9 was bowled after week 10 ----

Scores were bowled after week 10 for weeks: 9

End of 1st split

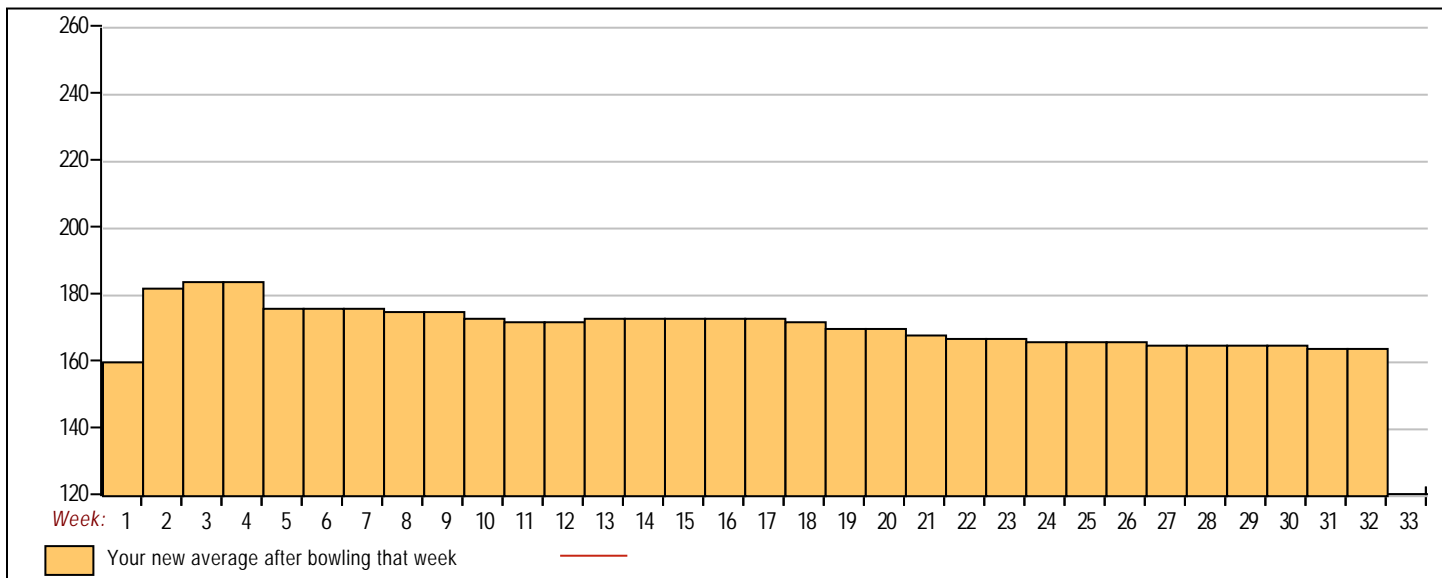
Table with columns: Week No., Bowling Date, Old Avg, Old HDCP, -1-, -2-, -3-, Total, HDCP Total, Pins, Gms, ---Average Change--- (New - Old ---> +/-), High Game, High Sers, HDCP Game, HDCP Sers. Rows 17-32.

Summary table for score ranges: <100, 100's, 125's, 150's, 175's, 200's, 225's, 250's, 275's, 300's, <400, 400's, 450's, 500's, 550's, 600's, 650's, 700's, 750's, 800's.

Avg of Game 1: 158.06, Avg of Game 2: 165.48, Avg of Game 3: 170.97

High game of 244 on week 2, High series of 617 on week 2, High average of 184.56 after bowling week 3, Low game of 124 on week 21, Low series of 403 on week 21, Low average of 160.00 after bowling week 1

High Scores by Game: Game #1: 196 on week 3, Game #2: 218 on week 10, Game #3: 244 on week 2



Note: This report includes information through May 1 which is Week 32 of 33

Van Zeng's Bowling Record - Team 27: Just Bowling

Table with columns: Week No., Bowling Date, Old Avg, Old HDCP, -1-, -2-, -3-, Total, HDCP Total, Pins, Gms, ---Average Change--- (New - Old ---> +/-), High Game, High Sers, HDCP Game, HDCP Sers. Rows 1-16.

---- Week 9 was bowled after week 10 ----

Scores were bowled after week 10 for weeks: 9

End of 1st split

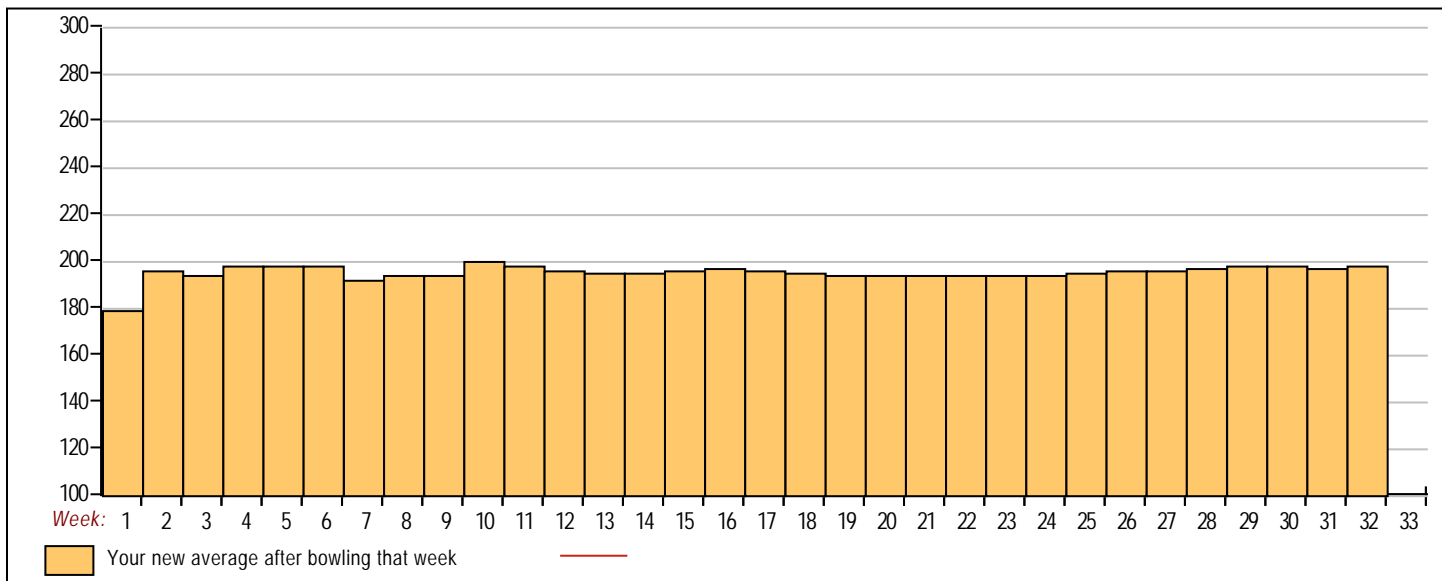
Table with columns: Week No., Bowling Date, Old Avg, Old HDCP, -1-, -2-, -3-, Total, HDCP Total, Pins, Gms, ---Average Change--- (New - Old ---> +/-), High Game, High Sers, HDCP Game, HDCP Sers. Rows 17-32.

Summary table for score ranges: <100, 100's, 125's, 150's, 175's, 200's, 225's, 250's, 275's, 300's, <400, 400's, 450's, 500's, 550's, 600's, 650's, 700's, 750's, 800's.

Avg of Game 1: 199.47, Avg of Game 2: 204.87, Avg of Game 3: 190.03

High game of 299 on week 32, High series of 689 on week 10, High average of 200.56 after bowling week 10, Low game of 113 on week 31, Low series of 477 on week 7, Low average of 179.33 after bowling week 1

High Scores by Game: Game #1: 258 on week 10, Game #2: 299 on week 32, Game #3: 237 on week 28



Note: This report includes information through May 1 which is Week 32 of 33

Anh Cornell's Bowling Record - Team 27: Just Bowling

Table with columns: Week No., Bowling Date, Old Avg, Old HDCP, -1-, -2-, -3-, Total, HDCP Total, Pins, Gms, ---Average Change--- (New - Old ---> +/-), High Game, High Sers, HDCP Game, HDCP Sers. Rows 1-16.

---- Week 9 was bowled after week 10 ----

Scores were bowled after week 10 for weeks: 9

End of 1st split

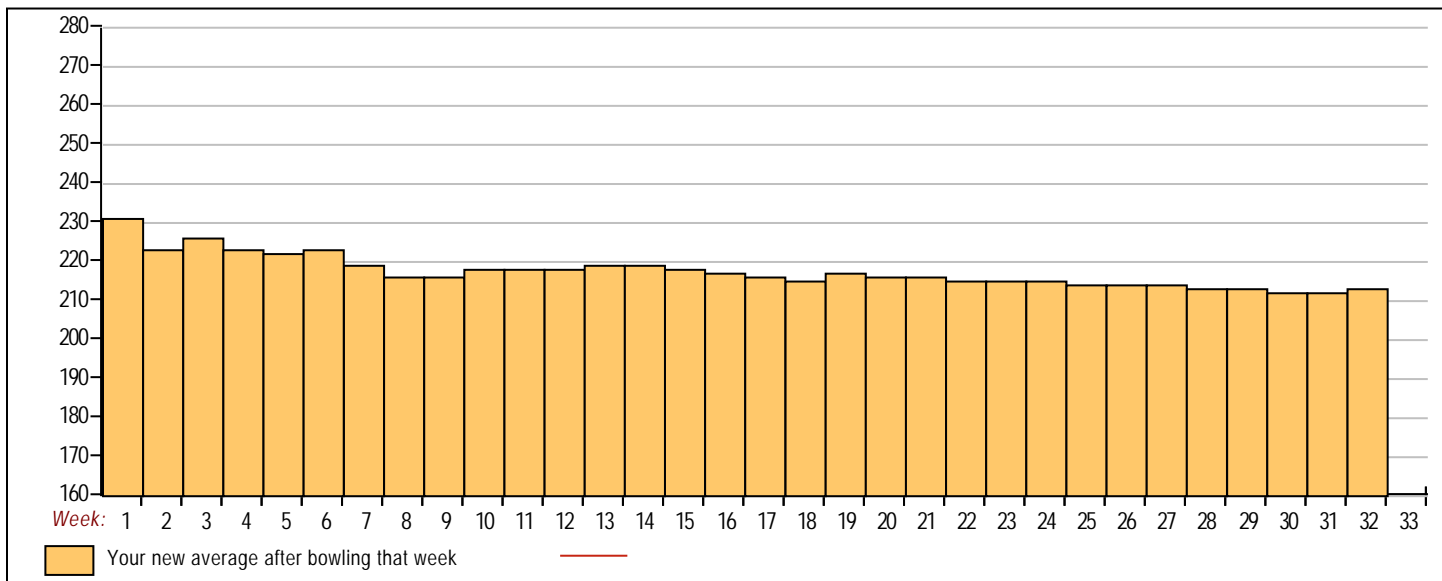
Table with columns: Week No., Bowling Date, Old Avg, Old HDCP, -1-, -2-, -3-, Total, HDCP Total, Pins, Gms, ---Average Change--- (New - Old ---> +/-), High Game, High Sers, HDCP Game, HDCP Sers. Rows 17-32.

Summary table for score ranges: <100, 100's, 125's, 150's, 175's, 200's, 225's, 250's, 275's, 300's, <400, 400's, 450's, 500's, 550's, 600's, 650's, 700's, 750's, 800's.

Avg of Game 1: 218.03, Avg of Game 2: 214.38, Avg of Game 3: 208.44

High game of 279 on week 19, High series of 748 on week 19, High average of 231.00 after bowling week 1, Low game of 168 on week 30, Low series of 556 on week 30, Low average of 212.37 after bowling week 30

High Scores by Game: Game #1: 261 on week 15, Game #2: 257 on week 13, Game #3: 279 on week 19



Note: This report includes information through May 1 which is Week 32 of 33

Darryl Huynh's Bowling Record - Team 27: Just Bowling

Week No.	Bowling Date	Old Avg	Old HDCP	-1-	-2-	-3-	Total	HDCP Total	Pins	Gms	---Average Change---			High Game	High Sers	HDCP Game	HDCP Sers	
											New	Old	---> +/-					
1	09/06/23	bk173	0				0	0	0	0	-	0.00	=	0.00	0	0		
2	09/13/23	bk173	0				0	0	0	0	-	0.00	=	0.00	0	0		
3	09/20/23	bk173	0				0	0	0	0	-	0.00	=	0.00	0	0		
4	09/27/23	bk173	0				0	0	0	0	-	0.00	=	0.00	0	0		
5	10/04/23	bk173	0				0	0	0	0	-	0.00	=	0.00	0	0		
6	10/11/23	bk173	0				0	0	0	0	-	0.00	=	0.00	0	0		
7	10/18/23	bk173	0				0	0	0	0	-	0.00	=	0.00	0	0		
8	10/25/23	bk173	0				0	0	0	0	-	0.00	=	0.00	0	0		
9	11/01/23	bk173	0				0	0	0	0	-	0.00	=	0.00	0	0		
10	11/08/23	bk173	0				0	0	0	0	-	0.00	=	0.00	0	0		
11	11/15/23	bk173	0				0	0	0	0	-	0.00	=	0.00	0	0		
12	11/29/23	bk173	0				0	0	0	0	-	0.00	=	0.00	0	0		
13	12/06/23	bk173	0				0	0	0	0	-	0.00	=	0.00	0	0		
14	12/13/23	bk173	0				0	0	0	0	-	0.00	=	0.00	0	0		
15	12/20/23	bk173	0				0	0	0	0	-	0.00	=	0.00	0	0		
16	01/10/24	bk173	0				0	0	0	0	-	0.00	=	0.00	0	0		

End of 1st split

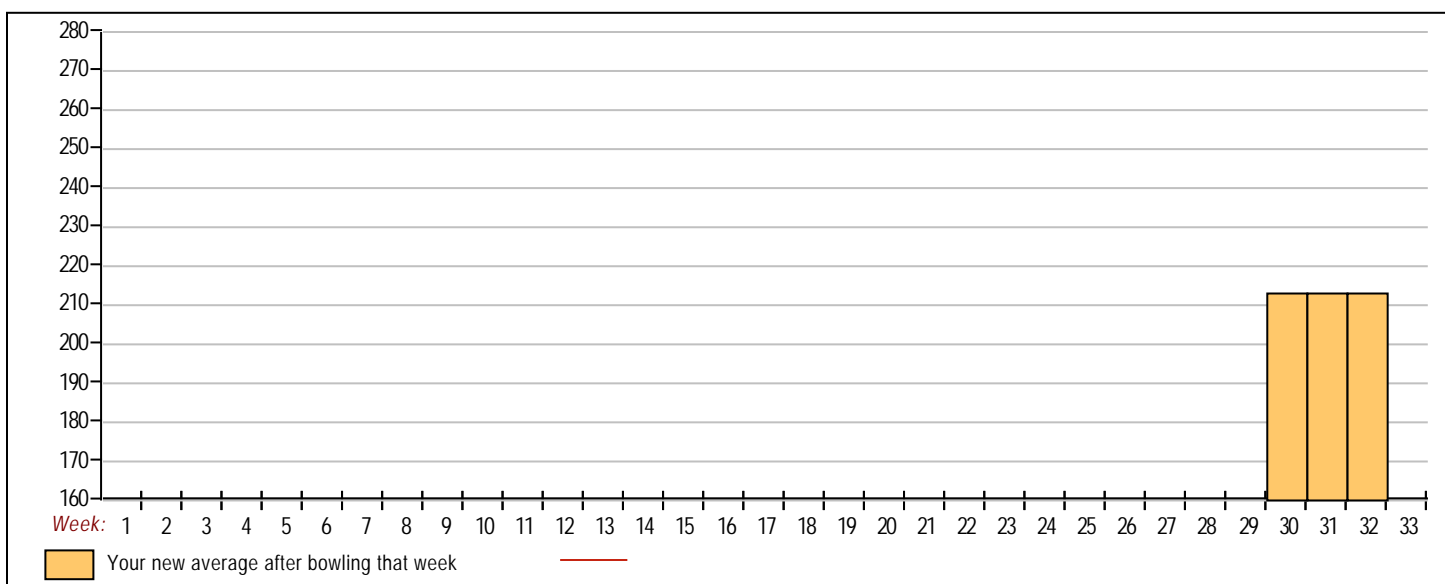
17	01/17/24	bk173	0				0	0	0	0	-	0.00	=	0.00	0	0			
18	01/24/24	bk173	0				0	0	0	0	-	0.00	=	0.00	0	0			
19	01/31/24	bk173	0				0	0	0	0	-	0.00	=	0.00	0	0			
20	02/07/24	bk173	0				0	0	0	0	-	0.00	=	0.00	0	0			
21	02/14/24	bk173	0				0	0	0	0	-	0.00	=	0.00	0	0			
22	02/21/24	bk173	0				0	0	0	0	-	0.00	=	0.00	0	0			
23	02/28/24	bk173	0				0	0	0	0	-	0.00	=	0.00	0	0			
24	03/06/24	bk173	0				0	0	0	0	-	0.00	=	0.00	0	0			
25	03/13/24	bk173	0				0	0	0	0	-	0.00	=	0.00	0	0			
26	03/20/24	bk173	0				0	0	0	0	-	0.00	=	0.00	0	0			
27	03/27/24	bk173	0				0	0	0	0	-	0.00	=	0.00	0	0			
28	04/03/24	bk173	0				0	0	0	0	-	0.00	=	0.00	0	0			
29	04/10/24	bk173	0				0	0	0	0	-	0.00	=	0.00	0	0			
30	04/17/24	bk173	37	256	185	200	641	752	641	3	213.67	-	0.00	=	213.67	256	641	293	752
31	04/24/24	bk173	0				0	0	641	3	213.67	-	213.67	=	0.00	256	641	293	752
32	05/01/24	bk173	37				0	0	641	3	213.67	-	213.67	=	0.00	256	641	293	752

<u><100</u>	<u>100's</u>	<u>125's</u>	<u>150's</u>	<u>175's</u>	<u>200's</u>	<u>225's</u>	<u>250's</u>	<u>275's</u>	<u>300's</u>
				1	1		1		
<u><400</u>	<u>400's</u>	<u>450's</u>	<u>500's</u>	<u>550's</u>	<u>600's</u>	<u>650's</u>	<u>700's</u>	<u>750's</u>	<u>800's</u>
					1				

<u>Avg of Game 1</u>	<u>Avg of Game 2</u>	<u>Avg of Game 3</u>
256.00	185.00	200.00

High game of 256 on week 30 High series of 641 on week 30 High average of 213.67 after bowling week 30
 Low game of 185 on week 30 Low series of 641 on week 30 Low average of 213.67 after bowling week 30

High Scores by Game
 Game #1: 256 on week 30 Game #2: 185 on week 30 Game #3: 200 on week 30



Note: This report includes information through May 1 which is Week 32 of 33

Justin Luu's Bowling Record - Team 27: Just Bowling

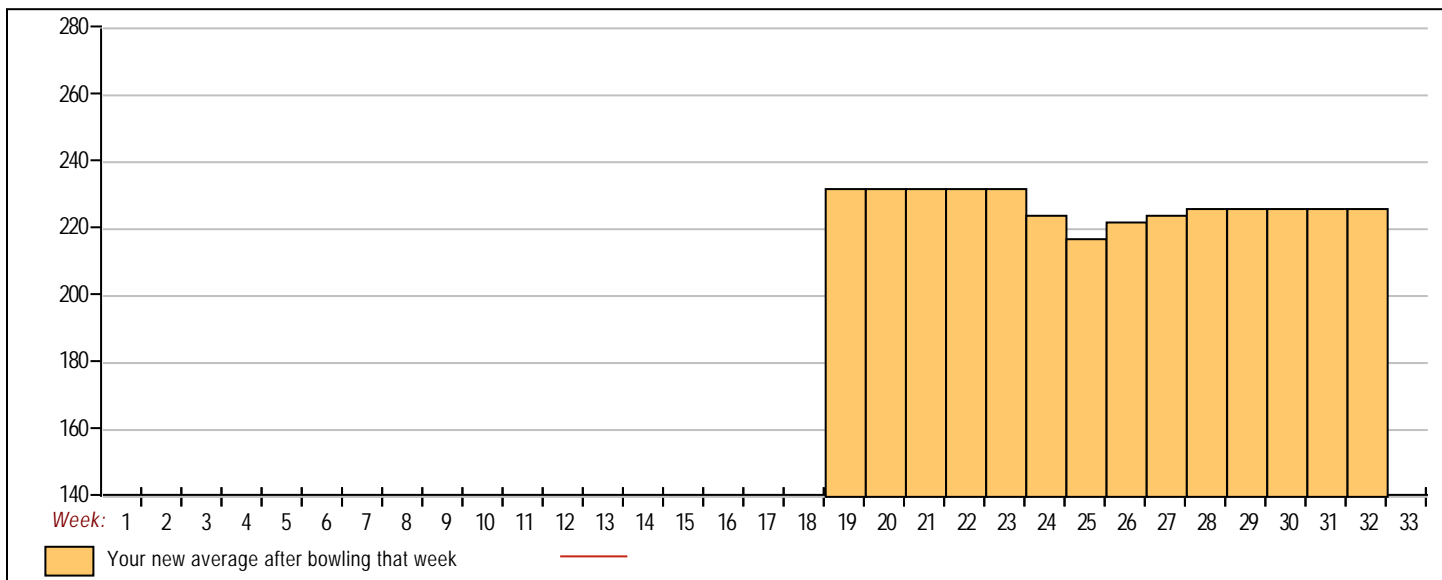
Table with columns: Week No., Bowling Date, Old Avg, Old HDCP, -1-, -2-, -3-, Total, HDCP Total, Pins, Gms, ---Average Change--- New - Old ---> +/-, High Game, High Sers, HDCP Game, HDCP Sers. Includes data for weeks 19-32.

Summary table with columns: <100, 100's, 125's, 150's, 175's, 200's, 225's, 250's, 275's, 300's, <400, 400's, 450's, 500's, 550's, 600's, 650's, 700's, 750's, 800's. Values: 1, 8, 6, 3, 1, 2, 3.

Avg of Game 1: 226.83, Avg of Game 2: 215.50, Avg of Game 3: 236.67

High game of 265 on week 28, High series of 709 on week 27, High average of 232.33 after bowling week 19, Low game of 159 on week 25, Low series of 613 on week 25, Low average of 217.89 after bowling week 25

High Scores by Game: Game #1: 257 on week 19, Game #2: 244 on week 26, Game #3: 265 on week 28



Note: This report includes information through May 1 which is Week 32 of 33

Duy Ton-That's Bowling Record - Team 27: Just Bowling

Table with columns: Week No., Bowling Date, Old Avg, Old HDCP, -1-, -2-, -3-, Total, HDCP Total, Pins, Gms, ---Average Change--- (New - Old ---> +/-), High Game, High Sers, HDCP Game, HDCP Sers. Rows 1-16.

End of 1st split

Table with columns: Week No., Bowling Date, Old Avg, Old HDCP, -1-, -2-, -3-, Total, HDCP Total, Pins, Gms, ---Average Change--- (New - Old ---> +/-), High Game, High Sers, HDCP Game, HDCP Sers. Rows 17-32.

Summary table for score ranges: <100, 100's, 125's, 150's, 175's, 200's, 225's, 250's, 275's, 300's, <400, 400's, 450's, 500's, 550's, 600's, 650's, 700's, 750's, 800's.

Avg of Game 1: 216.17, Avg of Game 2: 225.57, Avg of Game 3: 202.14

High game of 269 on week 24, High series of 704 on week 24, High average of 217.00 after bowling week 13, Low game of 160 on week 22, Low series of 437 on week 28, Low average of 207.17 after bowling week 22

High Scores by Game: Game #1: 258 on week 26, Game #2: 269 on week 24, Game #3: 228 on week 15

