

Note: This report includes information through May 1 which is Week 32 of 33

**Nick Cote's Bowling Record - Team 26: 8 Ballers**

Week No.	Bowling Date	Old Avg	Old HDCP	-1- -2- -3-			Total	HDCP Total	Pins	Gms	---Average Change---			High Game	High Sers	HDCP Game	HDCP Sers		
											New - Old	--->	+/-						
1	09/06/23	0	0				0	0	0	0	-	0.00	=	0.00	0	0			
2	09/13/23	135	68	163	144	99	406	610	406	3	135.33	-	0.00	=	135.33	163	406		
3	09/20/23	135	0				0	0	406	3	135.33	-	135.33	=	0.00	163	406		
4	09/27/23	135	0				0	0	406	3	135.33	-	135.33	=	0.00	163	406		
5	10/04/23	140	64	152	147	137	436	628	842	6	140.33	-	135.33	=	5.00	163	436		
6	10/11/23	140	0				0	0	842	6	140.33	-	140.33	=	0.00	163	436		
7	10/18/23	145	60	135	164	168	467	647	1309	9	145.44	-	140.33	=	5.11	168	467		
8	10/25/23	145	60	121	139	117	377	557	1686	12	140.50	-	145.44	=	-4.94	168	467	199	557
9	11/01/23	140	64	171	149	128	448	640	2134	15	142.27	-	140.50	=	1.77	171	467	235	640
10	11/08/23	142	62	119	171	140	430	616	2564	18	142.44	-	142.27	=	0.18	171	467	235	640
11	11/15/23	142	0				0	0	2564	18	142.44	-	142.44	=	0.00	171	467	235	640
12	11/29/23	142	62	141	148	137	426	612	2990	21	142.38	-	142.44	=	-0.06	171	467	235	640
13	12/06/23	142	62	159	165	137	461	647	3451	24	143.79	-	142.38	=	1.41	171	467	235	647
14	12/13/23	143	0				0	0	3451	24	143.79	-	143.79	=	0.00	171	467	235	647
15	12/20/23	143	0				0	0	3451	24	143.79	-	143.79	=	0.00	171	467	235	647
16	01/10/24	143	61	174	159	168	501	684	3952	27	146.37	-	143.79	=	2.58	174	501	235	684

**End of 1st split**

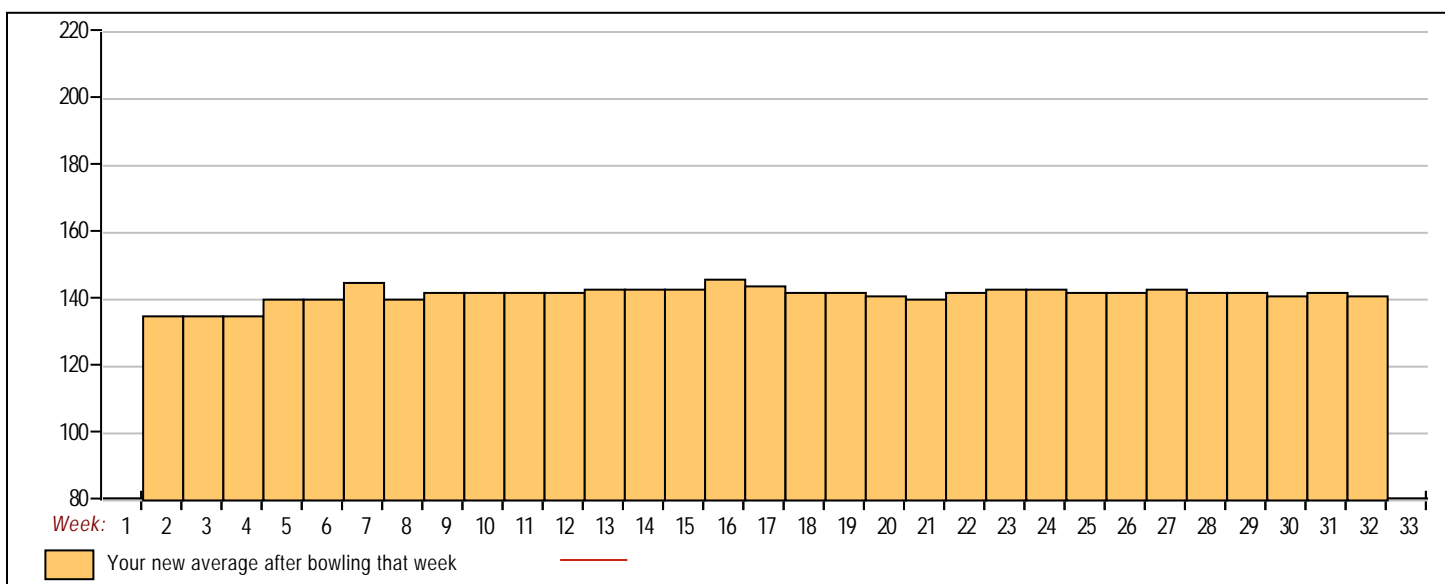
17	01/17/24	146	59	116	146	113	375	552	4327	30	144.23	-	146.37	=	-2.14	174	501	235	684
18	01/24/24	144	60	147	127	111	385	565	4712	33	142.79	-	144.23	=	-1.45	174	501	235	684
19	01/31/24	142	62	120	153	161	434	620	5146	36	142.94	-	142.79	=	0.16	174	501	235	684
20	02/07/24	142	62	131	122	123	376	562	5522	39	141.59	-	142.94	=	-1.35	174	501	235	684
21	02/14/24	141	63	85	149	132	366	555	5888	42	140.19	-	141.59	=	-1.40	174	501	235	684
22	02/21/24	140	64	175	205	161	541	733	6429	45	142.87	-	140.19	=	2.68	205	541	269	733
23	02/28/24	142	62	124	163	149	436	622	6865	48	143.02	-	142.87	=	0.15	205	541	269	733
24	03/06/24	143	0				0	0	6865	48	143.02	-	143.02	=	0.00	205	541	269	733
25	03/13/24	143	61	142	110	129	381	564	7246	51	142.08	-	143.02	=	-0.94	205	541	269	733
26	03/20/24	142	62	143	154	129	426	612	7672	54	142.07	-	142.08	=	0.00	205	541	269	733
27	03/27/24	142	62	161	169	169	499	685	8171	57	143.35	-	142.07	=	1.28	205	541	269	733
28	04/03/24	143	61	111	127	167	405	588	8576	60	142.93	-	143.35	=	-0.42	205	541	269	733
29	04/10/24	142	0				0	0	8576	60	142.93	-	142.93	=	0.00	205	541	269	733
30	04/17/24	142	62	91	127	141	359	545	8935	63	141.83	-	142.93	=	-1.11	205	541	269	733
31	04/24/24	141	63	141	132	183	456	645	9391	66	142.29	-	141.83	=	0.46	205	541	269	733
32	05/01/24	142	62	110	141	136	387	573	9778	69	141.71	-	142.29	=	-0.58	205	541	269	733

<u>&lt;100</u>	<u>100's</u>	<u>125's</u>	<u>150's</u>	<u>175's</u>	<u>200's</u>	<u>225's</u>	<u>250's</u>	<u>275's</u>	<u>300's</u>
3	13	30	20	2	1				
<u>&lt;400</u>	<u>400's</u>	<u>450's</u>	<u>500's</u>	<u>550's</u>	<u>600's</u>	<u>650's</u>	<u>700's</u>	<u>750's</u>	<u>800's</u>
8	9	4	2						

<u>Avg of Game 1</u>	<u>Avg of Game 2</u>	<u>Avg of Game 3</u>
136.17	148.30	140.65

High game of 205 on week 22 High series of 541 on week 22 High average of 146.37 after bowling week 16  
 Low game of 85 on week 21 Low series of 359 on week 30 Low average of 135.33 after bowling week 2

High Scores by Game  
 Game #1: 175 on week 22 Game #2: 205 on week 22 Game #3: 183 on week 31



Note: This report includes information through May 1 which is Week 32 of 33

Marvin Pepito's Bowling Record - Team 26: 8 Ballers

Table with columns: Week No., Bowling Date, Old Avg, Old HDCP, -1-, -2-, -3-, Total, HDCP Total, Pins, Gms, ---Average Change--- (New - Old ---> +/-), High Game, High Sers, HDCP Game, HDCP Sers. Rows 1-16.

End of 1st split

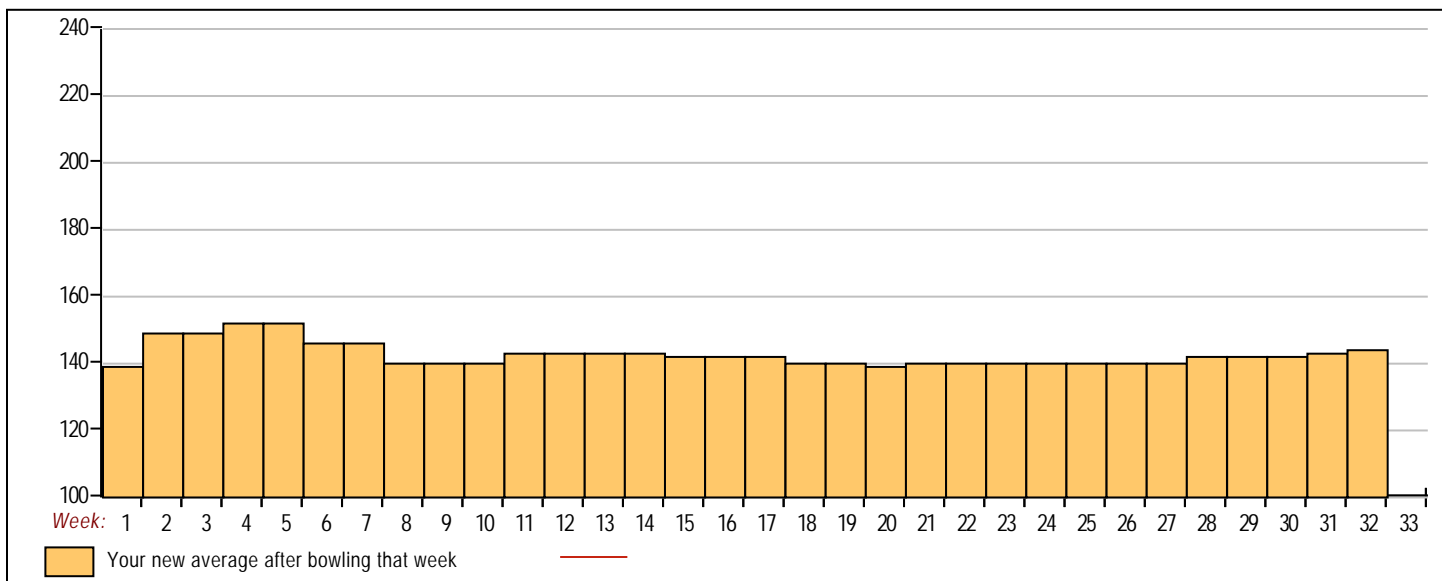
Table with columns: Week No., Bowling Date, Old Avg, Old HDCP, -1-, -2-, -3-, Total, HDCP Total, Pins, Gms, ---Average Change--- (New - Old ---> +/-), High Game, High Sers, HDCP Game, HDCP Sers. Rows 17-32.

Summary table for score ranges: <100, 100's, 125's, 150's, 175's, 200's, 225's, 250's, 275's, 300's, <400, 400's, 450's, 500's, 550's, 600's, 650's, 700's, 750's, 800's.

Avg of Game 1: 136.69, Avg of Game 2: 138.13, Avg of Game 3: 158.44

High game of 221 on week 31, High series of 504 on week 28, High average of 152.22 after bowling week 4, Low game of 101 on week 8, Low series of 345 on week 8, Low average of 139.33 after bowling week 1

High Scores by Game: Game #1: 176 on week 28, Game #2: 197 on week 4, Game #3: 221 on week 31



Note: This report includes information through May 1 which is Week 32 of 33

Keanu Tafemalii's Bowling Record - Team 26: 8 Ballers

Table with columns: Week No., Bowling Date, Old Avg, Old HDCP, -1-, -2-, -3-, Total, HDCP Total, Pins, Gms, ---Average Change--- (New - Old ---> +/-), High Game, High Sers, HDCP Game, HDCP Sers. Rows 1-16.

End of 1st split

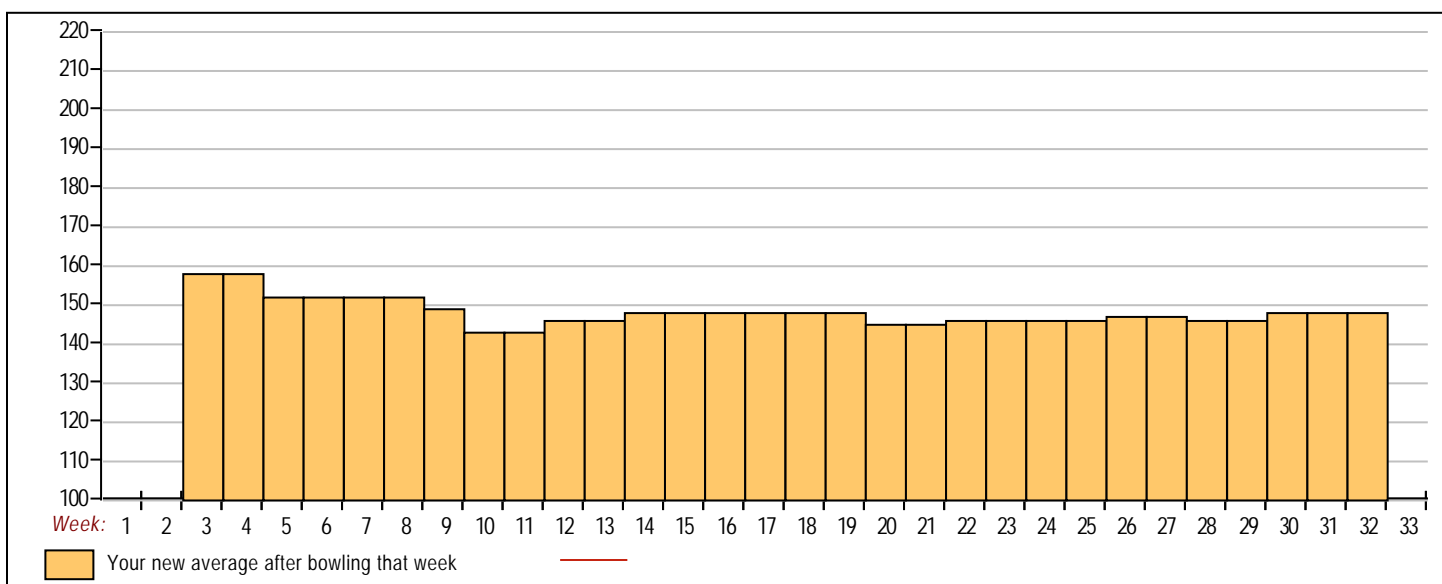
Table with columns: Week No., Bowling Date, Old Avg, Old HDCP, -1-, -2-, -3-, Total, HDCP Total, Pins, Gms, ---Average Change--- (New - Old ---> +/-), High Game, High Sers, HDCP Game, HDCP Sers. Rows 17-32.

Summary table for score ranges: <100, 100's, 125's, 150's, 175's, 200's, 225's, 250's, 275's, 300's, <400, 400's, 450's, 500's, 550's, 600's, 650's, 700's, 750's, 800's.

Avg of Game 1: 149.93, Avg of Game 2: 146.60, Avg of Game 3: 149.93

High game of 211 on week 12, High series of 521 on week 30, High average of 158.00 after bowling week 3, Low game of 107 on week 26, Low series of 360 on week 10, Low average of 143.93 after bowling week 10

High Scores by Game: Game #1: 201 on week 26, Game #2: 174 on week 32, Game #3: 211 on week 12



Note: This report includes information through May 1 which is Week 32 of 33

Kellen Uyeda's Bowling Record - Team 26: 8 Ballers

Table with columns: Week No., Bowling Date, Old Avg, Old HDCP, -1-, -2-, -3-, Total, HDCP Total, Pins, Gms, ---Average Change--- (New - Old ---> +/-), High Game, High Sers, HDCP Game, HDCP Sers. Rows 1-16.

End of 1st split

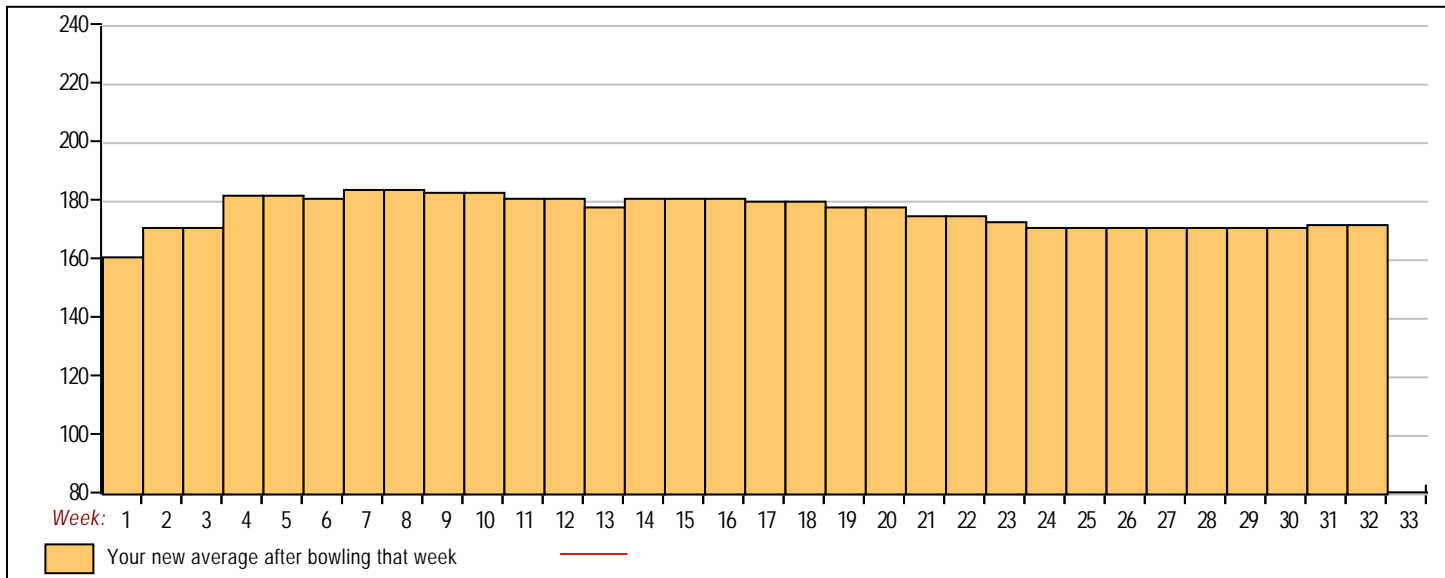
Table with columns: Week No., Bowling Date, Old Avg, Old HDCP, -1-, -2-, -3-, Total, HDCP Total, Pins, Gms, ---Average Change--- (New - Old ---> +/-), High Game, High Sers, HDCP Game, HDCP Sers. Rows 17-32.

Summary table for score ranges: <100, 100's, 125's, 150's, 175's, 200's, 225's, 250's, 275's, 300's, <400, 400's, 450's, 500's, 550's, 600's, 650's, 700's, 750's, 800's.

Avg of Game 1: 164.00, Avg of Game 2: 180.65, Avg of Game 3: 172.18

High game of 237 on week 4, High series of 644 on week 4, High average of 184.67 after bowling week 7, Low game of 98 on week 23, Low series of 430 on week 21, Low average of 161.00 after bowling week 1

High Scores by Game: Game #1: 212 on week 2, Game #2: 229 on week 6, Game #3: 237 on week 4



Note: This report includes information through May 1 which is Week 32 of 33

Gabriel Bendo's Bowling Record - Team 26: 8 Ballers

Table with columns: Week No., Bowling Date, Old Avg, Old HDCP, -1-, -2-, -3-, Total, HDCP Total, Pins, Gms, ---Average Change--- New - Old ---> +/-, High Game, High Sers, HDCP Game, HDCP Sers. Rows 1-16.

End of 1st split

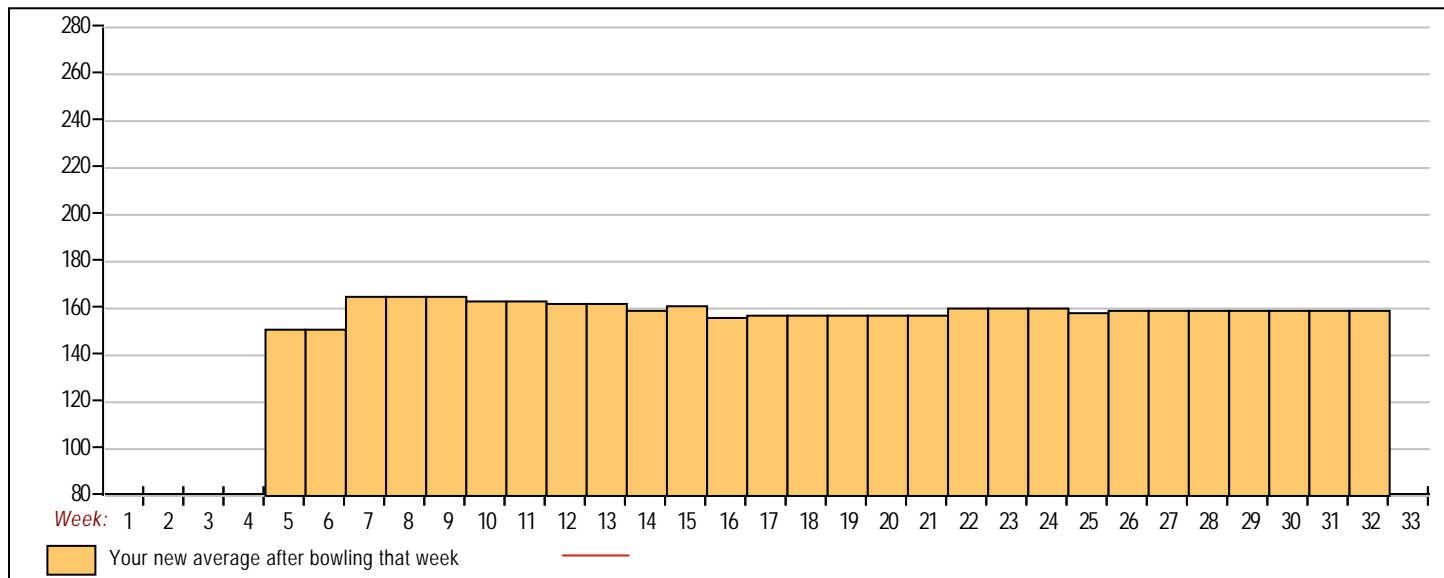
Table with columns: Week No., Bowling Date, Old Avg, Old HDCP, -1-, -2-, -3-, Total, HDCP Total, Pins, Gms, ---Average Change--- New - Old ---> +/-, High Game, High Sers, HDCP Game, HDCP Sers. Rows 17-32.

Summary table for score ranges: <100, 100's, 125's, 150's, 175's, 200's, 225's, 250's, 275's, 300's, <400, 400's, 450's, 500's, 550's, 600's, 650's, 700's, 750's, 800's.

Avg of Game 1 154.69, Avg of Game 2 168.54, Avg of Game 3 156.54

High game of 277 on week 22, High series of 542 on week 22, High average of 165.17 after bowling week 7, Low game of 97 on week 16, Low series of 389 on week 16, Low average of 151.67 after bowling week 5

High Scores by Game: Game #1: 208 on week 15, Game #2: 277 on week 22, Game #3: 191 on week 30



Note: This report includes information through May 1 which is Week 32 of 33

**Lee Osaki's Bowling Record - Team 26: 8 Ballers**

Week No.	Bowling Date	Old Avg	Old HDCP	-1-	-2-	-3-	Total	HDCP Total	Pins	Gms	---Average Change---			High Game	High Sers	HDCP Game	HDCP Sers	
											New	Old	---> +/-					
1	09/06/23	0	0				0	0	0	0	-	0.00	=	0.00	0	0		
2	09/13/23	0	0				0	0	0	0	-	0.00	=	0.00	0	0		
3	09/20/23	0	0				0	0	0	0	-	0.00	=	0.00	0	0		
4	09/27/23	162	46	150	165	172	487	625	487	3	162.33	-	0.00	=	162.33	172	487	
5	10/04/23	162	0				0	0	487	3	162.33	-	162.33	=	0.00	172	487	
6	10/11/23	162	0				0	0	487	3	162.33	-	162.33	=	0.00	172	487	
7	10/18/23	162	0				0	0	487	3	162.33	-	162.33	=	0.00	172	487	
8	10/25/23	163	45	148	188	156	492	627	979	6	163.17	-	162.33	=	0.83	188	492	
9	11/01/23	163	0				0	0	979	6	163.17	-	163.17	=	0.00	188	492	
10	11/08/23	163	0				0	0	979	6	163.17	-	163.17	=	0.00	188	492	
11	11/15/23	163	45	a163	a163	a163	489	624	979	6	163.17	-	163.17	=	0.00	188	492	
12	11/29/23	163	0				0	0	979	6	163.17	-	163.17	=	0.00	188	492	
13	12/06/23	163	0				0	0	979	6	163.17	-	163.17	=	0.00	188	492	
14	12/13/23	163	0				0	0	979	6	163.17	-	163.17	=	0.00	188	492	
15	12/20/23	156	51	131	151	145	427	580	1406	9	156.22	-	163.17	=	-6.94	188	492	
16	01/10/24	156	0				0	0	1406	9	156.22	-	156.22	=	0.00	188	492	

**End of 1st split**

17	01/17/24	156	0				0	0	1406	9	156.22	-	156.22	=	0.00	188	492	
18	01/24/24	156	51	221	142	140	503	656	1909	12	159.08	-	156.22	=	2.86	221	503	272 656
19	01/31/24	159	0				0	0	1909	12	159.08	-	159.08	=	0.00	221	503	272 656
20	02/07/24	159	0				0	0	1909	12	159.08	-	159.08	=	0.00	221	503	272 656
21	02/14/24	159	0				0	0	1909	12	159.08	-	159.08	=	0.00	221	503	272 656
22	02/21/24	159	0				0	0	1909	12	159.08	-	159.08	=	0.00	221	503	272 656
23	02/28/24	159	0				0	0	1909	12	159.08	-	159.08	=	0.00	221	503	272 656
24	03/06/24	159	48	129	154	135	418	562	2327	15	155.13	-	159.08	=	-3.95	221	503	272 656
25	03/13/24	155	0				0	0	2327	15	155.13	-	155.13	=	0.00	221	503	272 656
26	03/20/24	155	0				0	0	2327	15	155.13	-	155.13	=	0.00	221	503	272 656
27	03/27/24	155	0				0	0	2327	15	155.13	-	155.13	=	0.00	221	503	272 656
28	04/03/24	155	0				0	0	2327	15	155.13	-	155.13	=	0.00	221	503	272 656
29	04/10/24	155	0				0	0	2327	15	155.13	-	155.13	=	0.00	221	503	272 656
30	04/17/24	155	0				0	0	2327	15	155.13	-	155.13	=	0.00	221	503	272 656
31	04/24/24	155	0				0	0	2327	15	155.13	-	155.13	=	0.00	221	503	272 656
32	05/01/24	155	52				0	0	2327	15	155.13	-	155.13	=	0.00	221	503	272 656

<u>&lt;100</u>	<u>100's</u>	<u>125's</u>	<u>150's</u>	<u>175's</u>	<u>200's</u>	<u>225's</u>	<u>250's</u>	<u>275's</u>	<u>300's</u>
		7	6	1	1				
<u>&lt;400</u>	<u>400's</u>	<u>450's</u>	<u>500's</u>	<u>550's</u>	<u>600's</u>	<u>650's</u>	<u>700's</u>	<u>750's</u>	<u>800's</u>
	2	2	1						

<u>Avg of Game 1</u>	<u>Avg of Game 2</u>	<u>Avg of Game 3</u>
155.80	160.00	149.60

High game of 221 on week 18      High series of 503 on week 18      High average of 163.17 after bowling week 8  
 Low game of 129 on week 24      Low series of 418 on week 24      Low average of 155.13 after bowling week 24

High Scores by Game  
 Game #1: 221 on week 18    Game #2: 188 on week 8    Game #3: 172 on week 4

