

Note: This report includes information through May 1 which is Week 32 of 33

Clifford Yu's Bowling Record - Team 24: Team 24

Table with columns: Week No., Bowling Date, Old Avg, Old HDCP, -1-, -2-, -3-, Total, HDCP Total, Pins, Gms, ---Average Change--- New - Old ---> +/-, High Game, High Sers, HDCP Game, HDCP Sers. Rows 1-16.

End of 1st split

Table with columns: Week No., Bowling Date, Old Avg, Old HDCP, -1-, -2-, -3-, Total, HDCP Total, Pins, Gms, ---Average Change--- New - Old ---> +/-, High Game, High Sers, HDCP Game, HDCP Sers. Rows 17-32.

Summary table for score ranges: <100, 100's, 125's, 150's, 175's, 200's, 225's, 250's, 275's, 300's, <400, 400's, 450's, 500's, 550's, 600's, 650's, 700's, 750's, 800's.

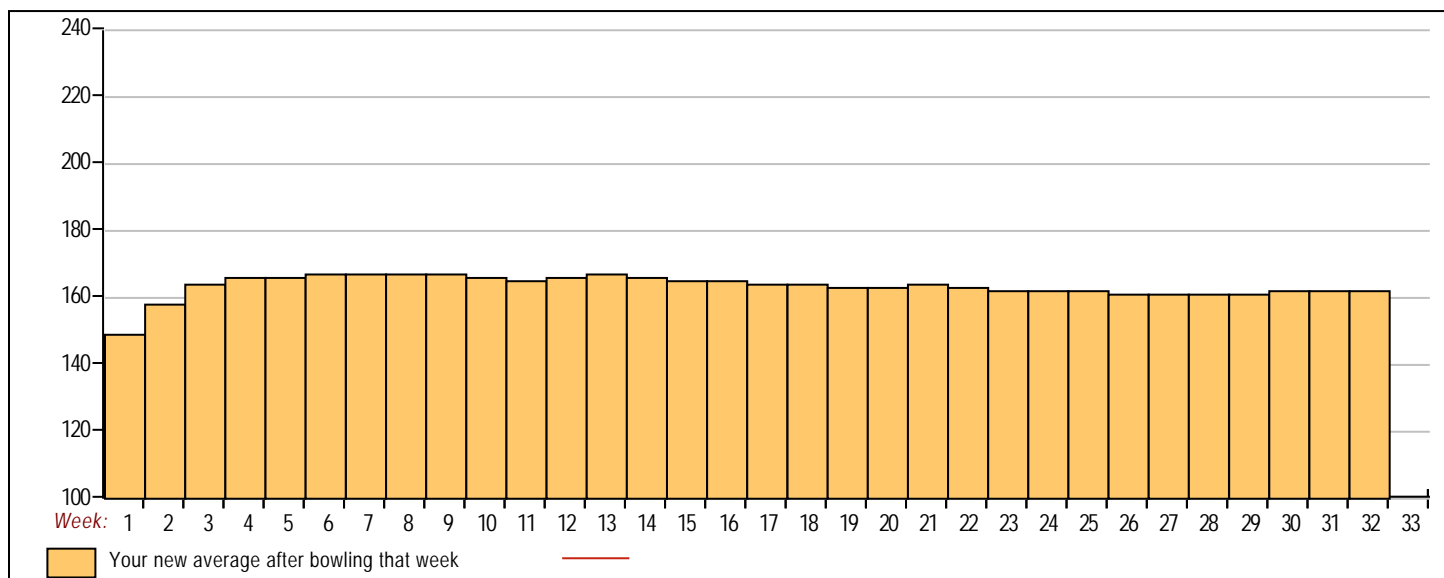
Avg of Game 1: 163.57, Avg of Game 2: 158.83, Avg of Game 3: 164.87

High game of 237 on week 3 High series of 548 on week 21 High average of 167.94 after bowling week 6

Low game of 102 on week 23 Low series of 430 on week 23 Low average of 149.00 after bowling week 1

High Scores by Game

Game #1: 237 on week 3 Game #2: 215 on week 32 Game #3: 219 on week 13



Note: This report includes information through May 1 which is Week 32 of 33

Michael Huynh's Bowling Record - Team 24: Team 24

Table with columns: Week No., Bowling Date, Old Avg, Old HDCP, -1-, -2-, -3-, Total, HDCP Total, Pins, Gms, ---Average Change--- New - Old ---> +/-, High Game, High Sers, HDCP Game, HDCP Sers. Rows 1-16.

End of 1st split

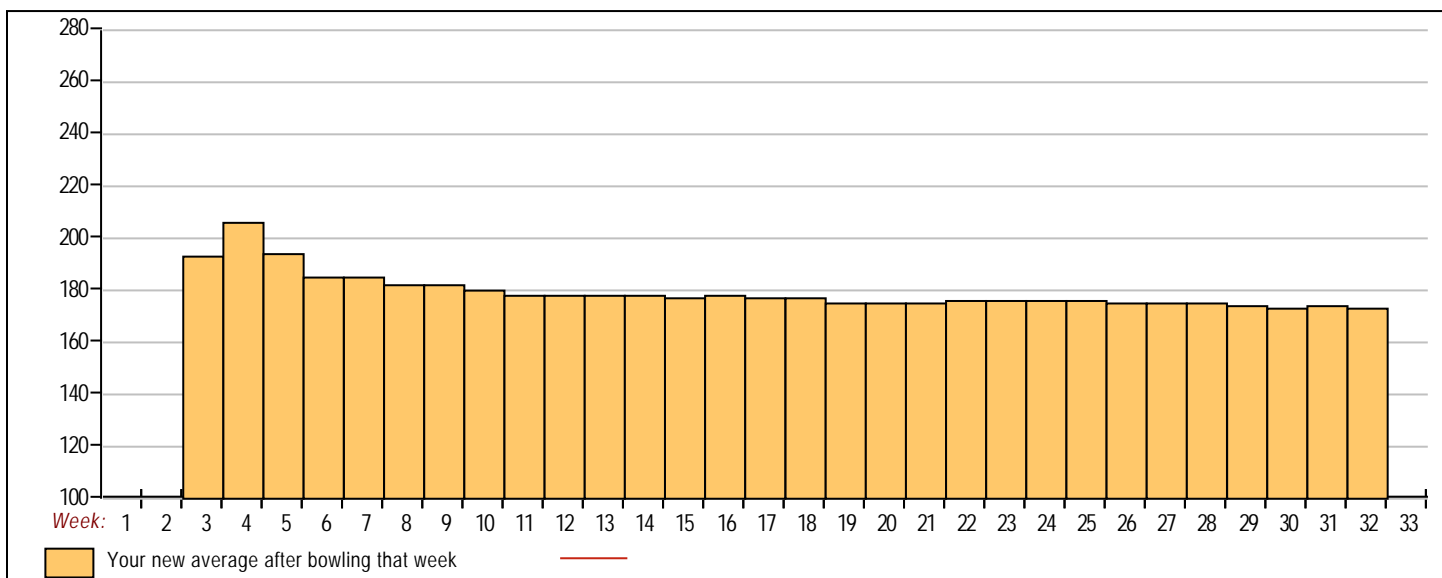
Table with columns: Week No., Bowling Date, Old Avg, Old HDCP, -1-, -2-, -3-, Total, HDCP Total, Pins, Gms, ---Average Change--- New - Old ---> +/-, High Game, High Sers, HDCP Game, HDCP Sers. Rows 17-32.

Summary table with columns: <100, 100's, 125's, 150's, 175's, 200's, 225's, 250's, 275's, 300's, <400, 400's, 450's, 500's, 550's, 600's, 650's, 700's, 750's, 800's.

Avg of Game 1: 172.50, Avg of Game 2: 172.04, Avg of Game 3: 176.54

High game of 266 on week 4, High series of 661 on week 4, High average of 206.67 after bowling week 4, Low game of 117 on week 26, Low series of 454 on week 19, Low average of 173.53 after bowling week 30

High Scores by Game: Game #1: 266 on week 4, Game #2: 233 on week 31, Game #3: 221 on week 25



Note: This report includes information through May 1 which is Week 32 of 33

Benny Cheung's Bowling Record - Team 24: Team 24

Table with columns: Week No., Bowling Date, Old Avg, Old HDCP, -1-, -2-, -3-, Total, HDCP Total, Pins, Gms, ---Average Change--- New - Old ---> +/-, High Game, High Sers, HDCP Game, HDCP Sers. Rows 1-16.

End of 1st split

Table with columns: Week No., Bowling Date, Old Avg, Old HDCP, -1-, -2-, -3-, Total, HDCP Total, Pins, Gms, ---Average Change--- New - Old ---> +/-, High Game, High Sers, HDCP Game, HDCP Sers. Rows 17-32.

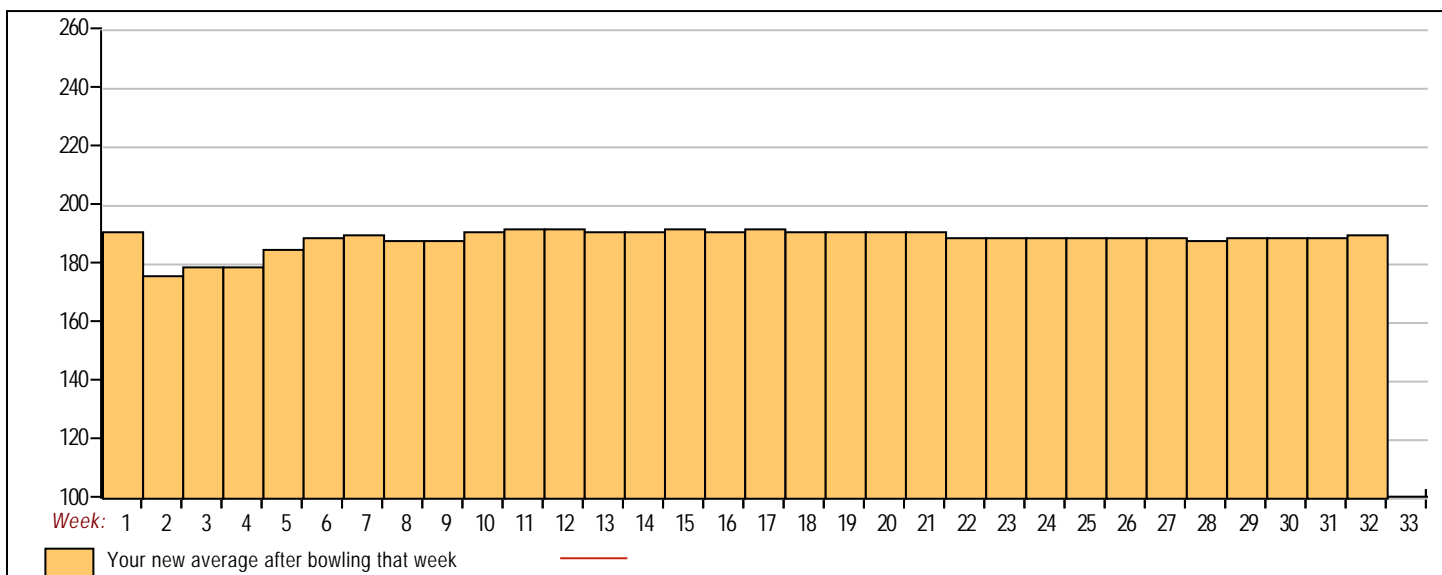
Summary table for score ranges: <100, 100's, 125's, 150's, 175's, 200's, 225's, 250's, 275's, 300's, <400, 400's, 450's, 500's, 550's, 600's, 650's, 700's, 750's, 800's.

Avg of Game 1: 193.83, Avg of Game 2: 188.73, Avg of Game 3: 189.30

High game of 246 on week 29, High series of 659 on week 32, High average of 192.64 after bowling week 11

Low game of 101 on week 20, Low series of 447 on week 20, Low average of 176.50 after bowling week 2

High Scores by Game: Game #1: 245 on week 9, Game #2: 246 on week 29, Game #3: 243 on week 27



Note: This report includes information through May 1 which is Week 32 of 33

Jimmy Au's Bowling Record - Team 24: Team 24

Week No.	Bowling Date	Old Avg	Old HDCP	-1-	-2-	-3-	Total	HDCP Total	Pins	Gms	---Average Change---			High Game	High Sers	HDCP Game	HDCP Sers		
											New	Old	---> +/-						
1	09/06/23	bk176	0				0	0	0	0	-	0.00	=	0.00	0	0			
2	09/13/23	bk176	0				0	0	0	0	-	0.00	=	0.00	0	0			
3	09/20/23	bk176	0				0	0	0	0	-	0.00	=	0.00	0	0			
4	09/27/23	bk176	0				0	0	0	0	-	0.00	=	0.00	0	0			
5	10/04/23	bk176	0				0	0	0	0	-	0.00	=	0.00	0	0			
6	10/11/23	bk176	0				0	0	0	0	-	0.00	=	0.00	0	0			
7	10/18/23	bk176	0				0	0	0	0	-	0.00	=	0.00	0	0			
8	10/25/23	bk176	35	228	201	175	604	709	604	3	201.33	-	0.00	=	201.33	228	604	263	709
9	11/01/23	bk176	0				0	0	604	3	201.33	-	201.33	=	0.00	228	604	263	709
10	11/08/23	bk176	0				0	0	604	3	201.33	-	201.33	=	0.00	228	604	263	709
11	11/15/23	bk176	0				0	0	604	3	201.33	-	201.33	=	0.00	228	604	263	709
12	11/29/23	bk176	0				0	0	604	3	201.33	-	201.33	=	0.00	228	604	263	709
13	12/06/23	bk176	0				0	0	604	3	201.33	-	201.33	=	0.00	228	604	263	709
14	12/13/23	bk176	0				0	0	604	3	201.33	-	201.33	=	0.00	228	604	263	709
15	12/20/23	bk176	0				0	0	604	3	201.33	-	201.33	=	0.00	228	604	263	709
16	01/10/24	bk176	0				0	0	604	3	201.33	-	201.33	=	0.00	228	604	263	709

End of 1st split

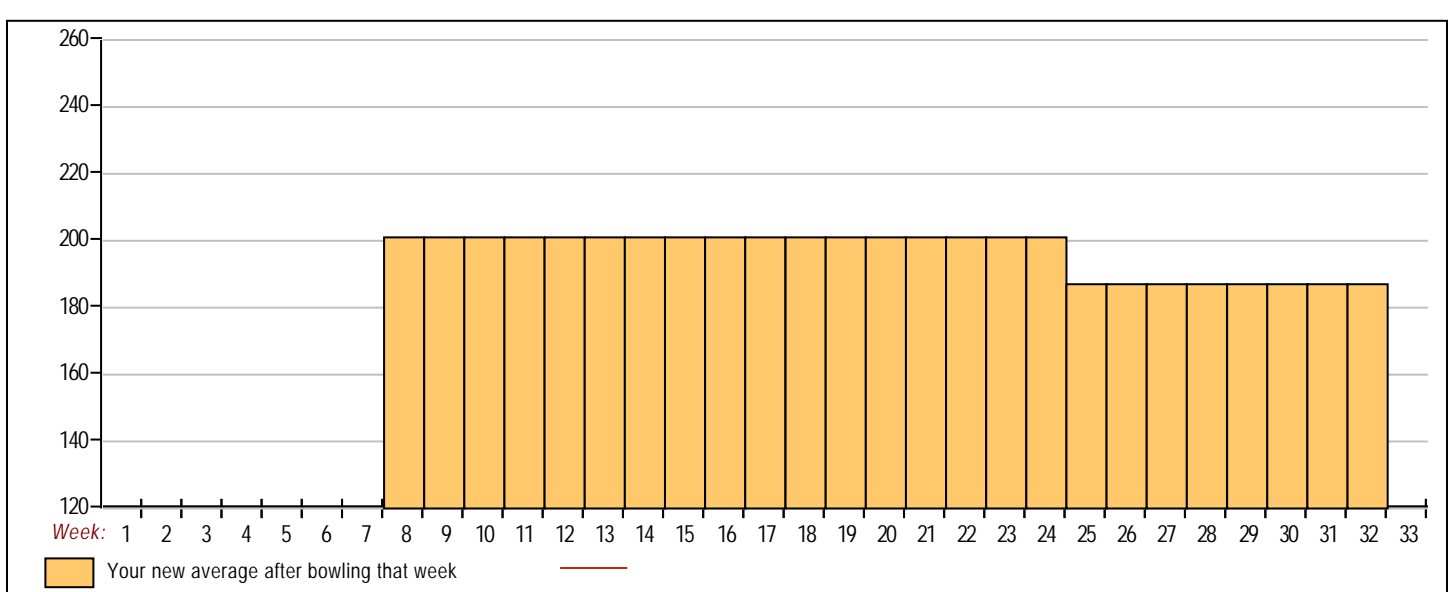
17	01/17/24	bk176	0				0	0	604	3	201.33	-	201.33	=	0.00	228	604	263	709
18	01/24/24	bk176	0				0	0	604	3	201.33	-	201.33	=	0.00	228	604	263	709
19	01/31/24	bk176	0				0	0	604	3	201.33	-	201.33	=	0.00	228	604	263	709
20	02/07/24	bk176	0				0	0	604	3	201.33	-	201.33	=	0.00	228	604	263	709
21	02/14/24	bk176	0				0	0	604	3	201.33	-	201.33	=	0.00	228	604	263	709
22	02/21/24	bk176	0				0	0	604	3	201.33	-	201.33	=	0.00	228	604	263	709
23	02/28/24	bk176	0				0	0	604	3	201.33	-	201.33	=	0.00	228	604	263	709
24	03/06/24	bk176	0				0	0	604	3	201.33	-	201.33	=	0.00	228	604	263	709
25	03/13/24	bk176	35	127	146	245	518	623	1122	6	187.00	-	201.33	=	-14.33	245	604	280	709
26	03/20/24	bk176	0				0	0	1122	6	187.00	-	187.00	=	0.00	245	604	280	709
27	03/27/24	bk176	0				0	0	1122	6	187.00	-	187.00	=	0.00	245	604	280	709
28	04/03/24	bk176	0				0	0	1122	6	187.00	-	187.00	=	0.00	245	604	280	709
29	04/10/24	bk176	0				0	0	1122	6	187.00	-	187.00	=	0.00	245	604	280	709
30	04/17/24	bk176	0				0	0	1122	6	187.00	-	187.00	=	0.00	245	604	280	709
31	04/24/24	bk176	0				0	0	1122	6	187.00	-	187.00	=	0.00	245	604	280	709
32	05/01/24	bk176	35				0	0	1122	6	187.00	-	187.00	=	0.00	245	604	280	709

<u><100</u>	<u>100's</u>	<u>125's</u>	<u>150's</u>	<u>175's</u>	<u>200's</u>	<u>225's</u>	<u>250's</u>	<u>275's</u>	<u>300's</u>
		2		1	1	2			
<u><400</u>	<u>400's</u>	<u>450's</u>	<u>500's</u>	<u>550's</u>	<u>600's</u>	<u>650's</u>	<u>700's</u>	<u>750's</u>	<u>800's</u>
			1		1				

<u>Avg of Game 1</u>	<u>Avg of Game 2</u>	<u>Avg of Game 3</u>
177.50	173.50	210.00

High game of 245 on week 25 High series of 604 on week 8 High average of 201.33 after bowling week 8
 Low game of 127 on week 25 Low series of 518 on week 25 Low average of 187.00 after bowling week 25

High Scores by Game
 Game #1: 228 on week 8 Game #2: 201 on week 8 Game #3: 245 on week 25



Note: This report includes information through May 1 which is Week 32 of 33

Jake Montinola's Bowling Record - Team 24: Team 24

Table with columns: Week No., Bowling Date, Old Avg, Old HDCP, -1-, -2-, -3-, Total, HDCP Total, Pins, Gms, ---Average Change--- (New - Old ---> +/-), High Game, High Sers, HDCP Game, HDCP Sers. Rows 1-16.

End of 1st split

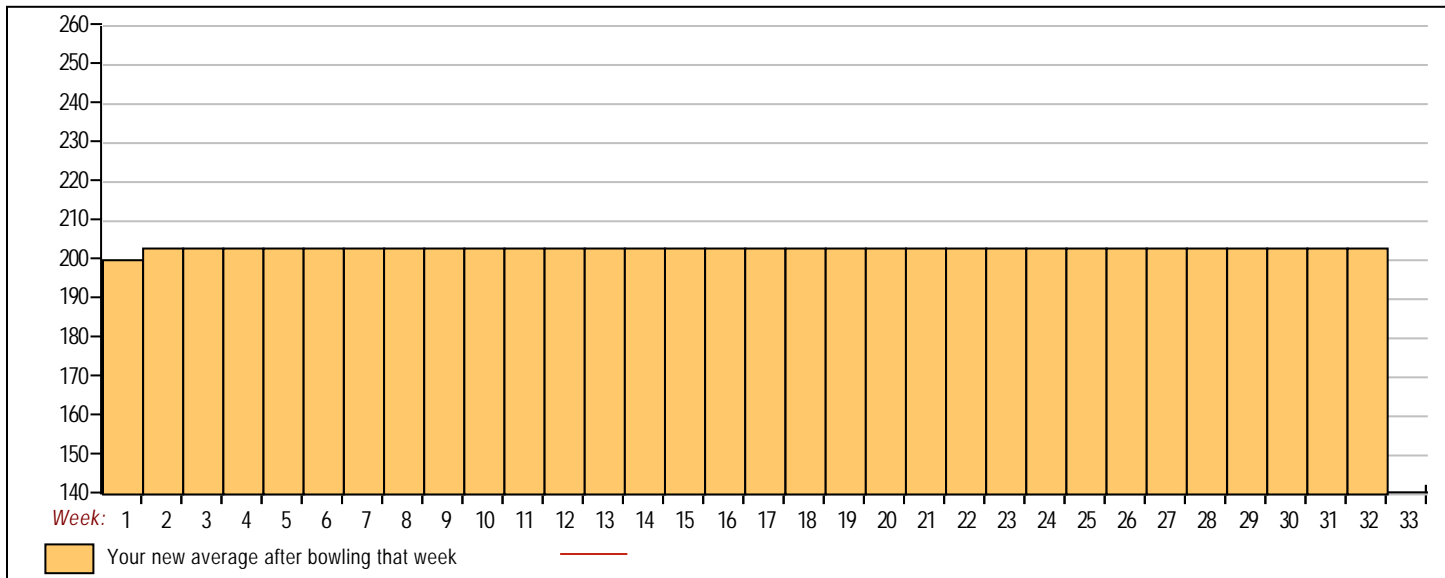
Table with columns: Week No., Bowling Date, Old Avg, Old HDCP, -1-, -2-, -3-, Total, HDCP Total, Pins, Gms, ---Average Change--- (New - Old ---> +/-), High Game, High Sers, HDCP Game, HDCP Sers. Rows 17-32.

Summary table with columns: <100, 100's, 125's, 150's, 175's, 200's, 225's, 250's, 275's, 300's, <400, 400's, 450's, 500's, 550's, 600's, 650's, 700's, 750's, 800's. Values: 2, 1, 1, 1, 2.

Avg of Game 1: 173.00, Avg of Game 2: 243.50, Avg of Game 3: 194.00

High game of 257 on week 2, High series of 620 on week 2, High average of 203.50 after bowling week 2, Low game of 155 on week 1, Low series of 601 on week 1, Low average of 200.33 after bowling week 1

High Scores by Game: Game #1: 191 on week 2, Game #2: 257 on week 2, Game #3: 216 on week 1



Note: This report includes information through May 1 which is Week 32 of 33

Valery Truong's Bowling Record - Team 24: Team 24

Table with columns: Week No., Bowling Date, Old Avg, Old HDCP, -1-, -2-, -3-, Total, HDCP Total, Pins, Gms, ---Average Change--- (New - Old ---> +/-), High Game, High Sers, HDCP Game, HDCP Sers. Rows 1-16.

End of 1st split

Table with columns: Week No., Bowling Date, Old Avg, Old HDCP, -1-, -2-, -3-, Total, HDCP Total, Pins, Gms, ---Average Change--- (New - Old ---> +/-), High Game, High Sers, HDCP Game, HDCP Sers. Rows 17-32.

Summary table with columns: <100, 100's, 125's, 150's, 175's, 200's, 225's, 250's, 275's, 300's, <400, 400's, 450's, 500's, 550's, 600's, 650's, 700's, 750's, 800's.

Avg of Game 1: 151.40, Avg of Game 2: 180.20, Avg of Game 3: 162.60

High game of 212 on week 30, High series of 533 on week 13, High average of 172.83 after bowling week 13, Low game of 117 on week 30, Low series of 458 on week 18, Low average of 164.17 after bowling week 20

High Scores by Game: Game #1: 173 on week 13, Game #2: 212 on week 30, Game #3: 183 on week 13

