

Note: This report includes information through May 1 which is Week 32 of 33

AJ Comandao's Bowling Record - Team 23: The PINoys

Week No.	Bowling Date	Old Avg	Old HDCP	-			Total	HDCP Total	Pins	Gms	---Average Change---			High Game	High Sers	HDCP Game	HDCP Sers		
				-1-	-2-	-3-					New	Old	---> +/-						
1	09/06/23	bk176	35	152	201	147	500	605	500	3	166.67	-	0.00	=	166.67	201	500	236	605
2	09/13/23	bk176	0				0	0	500	3	166.67	-	166.67	=	0.00	201	500	236	605
3	09/20/23	bk176	0				0	0	500	3	166.67	-	166.67	=	0.00	201	500	236	605
4	09/27/23	bk176	0				0	0	500	3	166.67	-	166.67	=	0.00	201	500	236	605
5	10/04/23	bk176	35	145	118	165	428	533	928	6	154.67	-	166.67	=	-12.00	201	500	236	605
6	10/11/23	bk176	35	181	170	149	500	605	1428	9	158.67	-	154.67	=	4.00	201	500	236	605
7	10/18/23	166	43	167	170	218	555	684	1983	12	165.25	-	158.67	=	6.58	218	555	261	684
8	10/25/23	166	0				0	0	1983	12	165.25	-	165.25	=	0.00	218	555	261	684
9	11/01/23	166	0				0	0	1983	12	165.25	-	165.25	=	0.00	218	555	261	684
10	11/08/23	166	0				0	0	1983	12	165.25	-	165.25	=	0.00	218	555	261	684
11	11/15/23	166	0				0	0	1983	12	165.25	-	165.25	=	0.00	218	555	261	684
12	11/29/23	166	43	212	155	192	559	688	2542	15	169.47	-	165.25	=	4.22	218	559	261	688
13	12/06/23	169	40	193	179	153	525	645	3067	18	170.39	-	169.47	=	0.92	218	559	261	688
14	12/13/23	170	40	162	177	192	531	651	3598	21	171.33	-	170.39	=	0.94	218	559	261	688
15	12/20/23	171	39	160	156	154	470	587	4068	24	169.50	-	171.33	=	-1.83	218	559	261	688
16	01/10/24	169	40	178	154	195	527	647	4595	27	170.19	-	169.50	=	0.69	218	559	261	688

End of 1st split

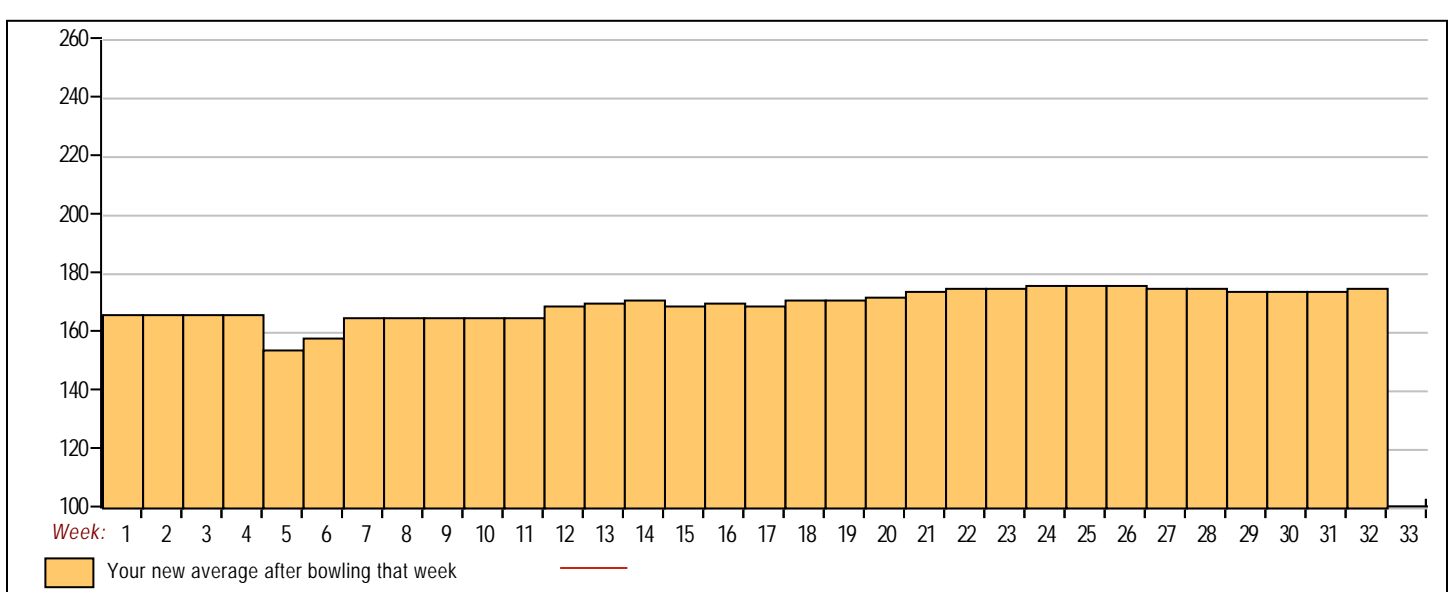
17	01/17/24	170	40	159	167	170	496	616	5091	30	169.70	-	170.19	=	-0.49	218	559	261	688
18	01/24/24	169	40	176	171	206	553	673	5644	33	171.03	-	169.70	=	1.33	218	559	261	688
19	01/31/24	171	39	165	182	187	534	651	6178	36	171.61	-	171.03	=	0.58	218	559	261	688
20	02/07/24	171	39	167	153	243	563	680	6741	39	172.85	-	171.61	=	1.24	243	563	282	688
21	02/14/24	172	38	167	197	204	568	682	7309	42	174.02	-	172.85	=	1.18	243	568	282	688
22	02/21/24	174	36	205	178	221	604	712	7913	45	175.84	-	174.02	=	1.82	243	604	282	712
23	02/28/24	175	36	154	178	176	508	616	8421	48	175.44	-	175.84	=	-0.41	243	604	282	712
24	03/06/24	175	36	197	215	172	584	692	9005	51	176.57	-	175.44	=	1.13	243	604	282	712
25	03/13/24	176	35	154	167	231	552	657	9557	54	176.98	-	176.57	=	0.41	243	604	282	712
26	03/20/24	176	35	161	198	160	519	624	10076	57	176.77	-	176.98	=	-0.21	243	604	282	712
27	03/27/24	176	35	134	179	165	478	583	10554	60	175.90	-	176.77	=	-0.87	243	604	282	712
28	04/03/24	175	36	158	171	152	481	589	11035	63	175.16	-	175.90	=	-0.74	243	604	282	712
29	04/10/24	175	36	128	167	172	467	575	11502	66	174.27	-	175.16	=	-0.89	243	604	282	712
30	04/17/24	174	36	182	202	151	535	643	12037	69	174.45	-	174.27	=	0.18	243	604	282	712
31	04/24/24	174	36	216	170	149	535	643	12572	72	174.61	-	174.45	=	0.16	243	604	282	712
32	05/01/24	174	36	214	162	203	579	687	13151	75	175.35	-	174.61	=	0.74	243	604	282	712

<u><100</u>	<u>100's</u>	<u>125's</u>	<u>150's</u>	<u>175's</u>	<u>200's</u>	<u>225's</u>	<u>250's</u>	<u>275's</u>	<u>300's</u>
	1	6	35	19	12	2			
<u><400</u>	<u>400's</u>	<u>450's</u>	<u>500's</u>	<u>550's</u>	<u>600's</u>	<u>650's</u>	<u>700's</u>	<u>750's</u>	<u>800's</u>
	1	5	10	8	1				

<u>Avg of Game 1</u>	<u>Avg of Game 2</u>	<u>Avg of Game 3</u>
171.48	173.48	181.08

High game of 243 on week 20 High series of 604 on week 22 High average of 176.98 after bowling week 25
 Low game of 118 on week 5 Low series of 428 on week 5 Low average of 154.67 after bowling week 5

High Scores by Game
 Game #1: 216 on week 31 Game #2: 215 on week 24 Game #3: 243 on week 20



Note: This report includes information through May 1 which is Week 32 of 33

Christian Bielecki's Bowling Record - Team 23: The PINoys

Week No.	Bowling Date	Old Avg	Old HDCP	-1- -2- -3-			Total	HDCP Total	Pins	Gms	---Average Change---			High Game	High Sers	HDCP Game	HDCP Sers
											New - Old	---> +/-					
1	09/06/23	bk204	12	220	185	191	596	632	596	3	198.67	- 0.00	= 198.67	220	596	232	632
2	09/13/23	bk204	12	213	200	204	617	653	1213	6	202.17	- 198.67	= 3.50	220	617	232	653
3	09/20/23	bk204	0				0	0	1213	6	202.17	- 202.17	= 0.00	220	617	232	653
4	09/27/23	bk204	12	228	182	186	596	632	1809	9	201.00	- 202.17	= -1.17	228	617	240	653
5	10/04/23	201	0				0	0	1809	9	201.00	- 201.00	= 0.00	228	617	240	653
6	10/11/23	201	15	202	222	177	601	646	2410	12	200.83	- 201.00	= -0.17	228	617	240	653
7	10/18/23	200	16	198	217	220	635	683	3045	15	203.00	- 200.83	= 2.17	228	635	240	683
8	10/25/23	203	13	195	181	193	569	608	3614	18	200.78	- 203.00	= -2.22	228	635	240	683
9	11/01/23	200	16	185	152	246	583	631	4197	21	199.86	- 200.78	= -0.92	246	635	262	683
10	11/08/23	199	16	233	184	182	599	647	4796	24	199.83	- 199.86	= -0.02	246	635	262	683
11	11/15/23	199	16	177	215	243	635	683	5431	27	201.15	- 199.83	= 1.31	246	635	262	683
12	11/29/23	201	15	195	213	214	622	667	6053	30	201.77	- 201.15	= 0.62	246	635	262	683
13	12/06/23	201	0				0	0	6053	30	201.77	- 201.77	= 0.00	246	635	262	683
14	12/13/23	201	15	274	182	164	620	665	6673	33	202.21	- 201.77	= 0.45	274	635	289	683
15	12/20/23	202	0				0	0	6673	33	202.21	- 202.21	= 0.00	274	635	289	683
16	01/10/24	202	14	170	200	215	585	627	7258	36	201.61	- 202.21	= -0.60	274	635	289	683

End of 1st split

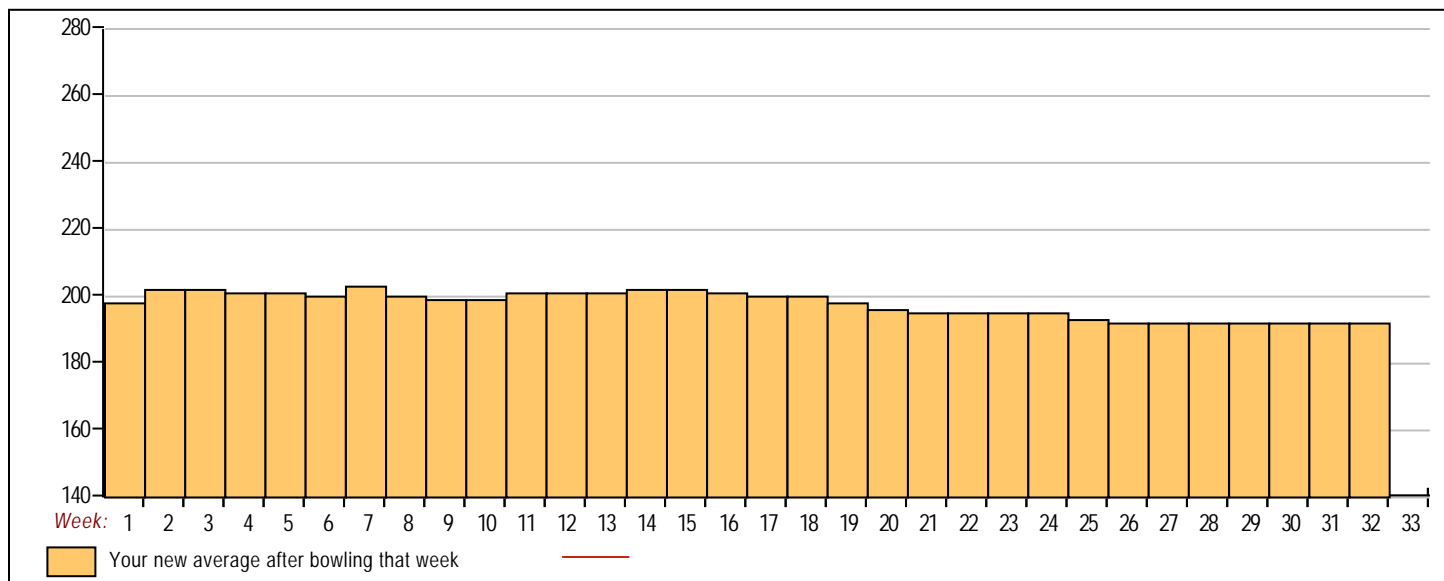
17	01/17/24	201	15	177	189	176	542	587	7800	39	200.00	- 201.61	= -1.61	274	635	289	683
18	01/24/24	200	0				0	0	7800	39	200.00	- 200.00	= 0.00	274	635	289	683
19	01/31/24	200	16	174	174	189	537	585	8337	42	198.50	- 200.00	= -1.50	274	635	289	683
20	02/07/24	198	17	184	187	148	519	570	8856	45	196.80	- 198.50	= -1.70	274	635	289	683
21	02/14/24	196	19	178	176	192	546	603	9402	48	195.88	- 196.80	= -0.93	274	635	289	683
22	02/21/24	195	20	163	203	204	570	630	9972	51	195.53	- 195.88	= -0.35	274	635	289	683
23	02/28/24	195	0				0	0	9972	51	195.53	- 195.53	= 0.00	274	635	289	683
24	03/06/24	195	20	186	235	148	569	629	10541	54	195.20	- 195.53	= -0.33	274	635	289	683
25	03/13/24	195	20	166	168	142	476	536	11017	57	193.28	- 195.20	= -1.92	274	635	289	683
26	03/20/24	194	20	221	172	158	551	611	11568	60	192.80	- 193.28	= -0.48	274	635	289	683
27	03/27/24	194	20	199	181	182	562	622	12130	63	192.54	- 192.80	= -0.26	274	635	289	683
28	04/03/24	194	20	200	210	170	580	640	12710	66	192.58	- 192.54	= 0.04	274	635	289	683
29	04/10/24	194	20	150	184	205	539	599	13249	69	192.01	- 192.58	= -0.56	274	635	289	683
30	04/17/24	194	20	213	224	176	613	673	13862	72	192.53	- 192.01	= 0.51	274	635	289	683
31	04/24/24	194	20	199	205	169	573	633	14435	75	192.47	- 192.53	= -0.06	274	635	289	683
32	05/01/24	194	20	190	205	205	600	660	15035	78	192.76	- 192.47	= 0.29	274	635	289	683

<u><100</u>	<u>100's</u>	<u>125's</u>	<u>150's</u>	<u>175's</u>	<u>200's</u>	<u>225's</u>	<u>250's</u>	<u>275's</u>	<u>300's</u>
		3	13	32	24	5	1		
<u><400</u>	<u>400's</u>	<u>450's</u>	<u>500's</u>	<u>550's</u>	<u>600's</u>	<u>650's</u>	<u>700's</u>	<u>750's</u>	<u>800's</u>
		1	5	12	8				

<u>Avg of Game 1</u>	<u>Avg of Game 2</u>	<u>Avg of Game 3</u>
195.77	194.08	188.42

High game of 274 on week 14 High series of 635 on week 7 High average of 203.00 after bowling week 7
 Low game of 142 on week 25 Low series of 476 on week 25 Low average of 192.01 after bowling week 29

High Scores by Game
 Game #1: 274 on week 14 Game #2: 235 on week 24 Game #3: 246 on week 9



Note: This report includes information through May 1 which is Week 32 of 33

Jeremiah Sullivan's Bowling Record - Team 23: The PINoys

Week No.	Bowling Date	Old Avg	Old HDCP	-			Total	HDCP Total	Pins	Gms	---Average Change---			High Game	High Sers	HDCP Game	HDCP Sers		
				-1-	-2-	-3-					New	Old	---> +/-						
1	09/06/23	bk193	21	224	188	216	628	691	628	3	209.33	-	0.00	=	209.33	224	628	245	691
2	09/13/23	bk193	21	181	217	237	635	698	1263	6	210.50	-	209.33	=	1.17	237	635	258	698
3	09/20/23	bk193	21	258	225	251	734	797	1997	9	221.89	-	210.50	=	11.39	258	734	279	797
4	09/27/23	221	0	200	246	157	603	603	2600	12	216.67	-	221.89	=	-5.22	258	734	279	797
5	10/04/23	216	3	203	209	182	594	603	3194	15	212.93	-	216.67	=	-3.73	258	734	279	797
6	10/11/23	212	6	193	205	197	595	613	3789	18	210.50	-	212.93	=	-2.43	258	734	279	797
7	10/18/23	210	0				0	0	3789	18	210.50	-	210.50	=	0.00	258	734	279	797
8	10/25/23	210	0				0	0	3789	18	210.50	-	210.50	=	0.00	258	734	279	797
9	11/01/23	210	8	224	209	201	634	658	4423	21	210.62	-	210.50	=	0.12	258	734	279	797
10	11/08/23	210	8	246	227	158	631	655	5054	24	210.58	-	210.62	=	-0.04	258	734	279	797
11	11/15/23	210	8	192	193	178	563	587	5617	27	208.04	-	210.58	=	-2.55	258	734	279	797
12	11/29/23	208	9	223	231	200	654	681	6271	30	209.03	-	208.04	=	1.00	258	734	279	797
13	12/06/23	209	8	201	198	191	590	614	6861	33	207.91	-	209.03	=	-1.12	258	734	279	797
14	12/13/23	207	10	203	241	185	629	659	7490	36	208.06	-	207.91	=	0.15	258	734	279	797
15	12/20/23	208	9	166	203	189	558	585	8048	39	206.36	-	208.06	=	-1.70	258	734	279	797
16	01/10/24	206	11	a206	a206	a206	618	651	8048	39	206.36	-	206.36	=	0.00	258	734	279	797

End of 1st split

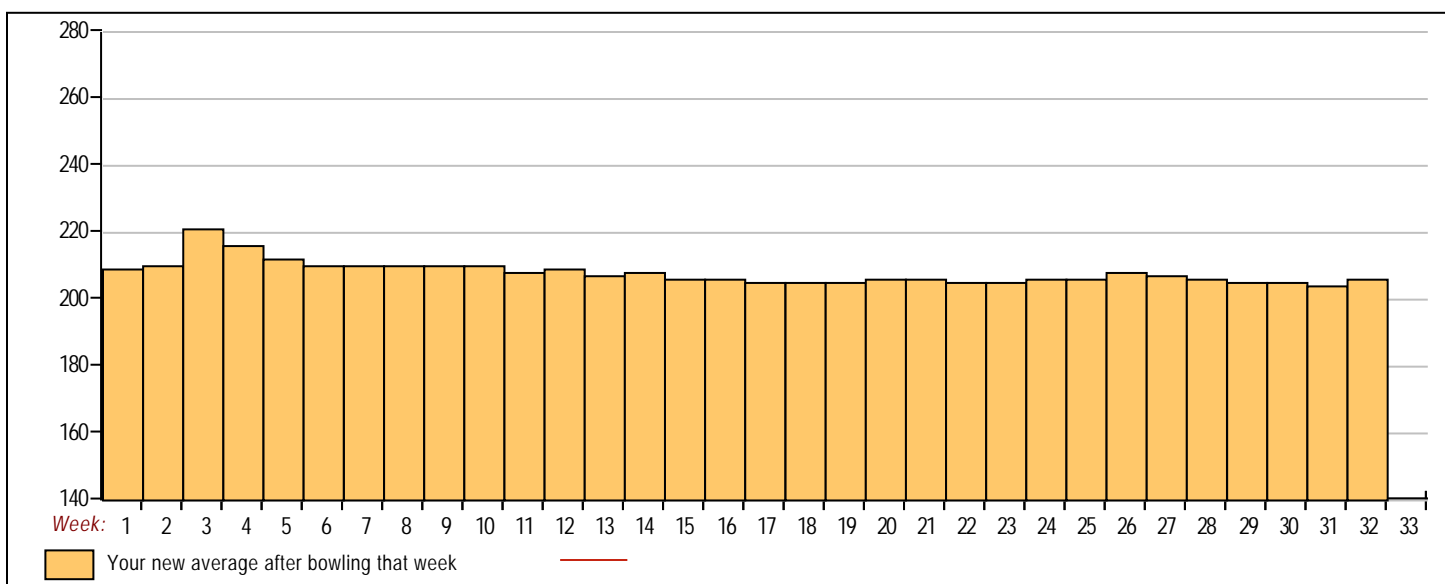
17	01/17/24	206	11	193	200	191	584	617	8632	42	205.52	-	206.36	=	-0.84	258	734	279	797
18	01/24/24	205	12	216	227	167	610	646	9242	45	205.38	-	205.52	=	-0.15	258	734	279	797
19	01/31/24	205	12	148	202	274	624	660	9866	48	205.54	-	205.38	=	0.16	274	734	286	797
20	02/07/24	205	12	247	220	187	654	690	10520	51	206.27	-	205.54	=	0.73	274	734	286	797
21	02/14/24	206	11	166	241	214	621	654	11141	54	206.31	-	206.27	=	0.04	274	734	286	797
22	02/21/24	206	11	213	187	166	566	599	11707	57	205.39	-	206.31	=	-0.93	274	734	286	797
23	02/28/24	205	12	186	203	215	604	640	12311	60	205.18	-	205.39	=	-0.20	274	734	286	797
24	03/06/24	205	12	224	201	257	682	718	12993	63	206.24	-	205.18	=	1.05	274	734	286	797
25	03/13/24	206	11	223	216	221	660	693	13653	66	206.86	-	206.24	=	0.63	274	734	286	797
26	03/20/24	206	11	269	212	239	720	753	14373	69	208.30	-	206.86	=	1.44	274	734	286	797
27	03/27/24	208	9	197	219	184	600	627	14973	72	207.96	-	208.30	=	-0.35	274	734	286	797
28	04/03/24	207	10	177	174	161	512	542	15485	75	206.47	-	207.96	=	-1.49	274	734	286	797
29	04/10/24	206	11	186	174	201	561	594	16046	78	205.72	-	206.47	=	-0.75	274	734	286	797
30	04/17/24	205	12	225	233	172	630	666	16676	81	205.88	-	205.72	=	0.16	274	734	286	797
31	04/24/24	205	12	167	191	184	542	578	17218	84	204.98	-	205.88	=	-0.90	274	734	286	797
32	05/01/24	204	12	256	227	243	726	762	17944	87	206.25	-	204.98	=	1.28	274	734	286	797

<u><100</u>	<u>100's</u>	<u>125's</u>	<u>150's</u>	<u>175's</u>	<u>200's</u>	<u>225's</u>	<u>250's</u>	<u>275's</u>	<u>300's</u>
		1	11	23	31	15	6		
<u><400</u>	<u>400's</u>	<u>450's</u>	<u>500's</u>	<u>550's</u>	<u>600's</u>	<u>650's</u>	<u>700's</u>	<u>750's</u>	<u>800's</u>
			2	8	12	4	3		

<u>Avg of Game 1</u>	<u>Avg of Game 2</u>	<u>Avg of Game 3</u>
207.14	211.00	200.62

High game of 274 on week 19 High series of 734 on week 3 High average of 221.89 after bowling week 3
 Low game of 148 on week 19 Low series of 512 on week 28 Low average of 204.98 after bowling week 31

High Scores by Game
 Game #1: 269 on week 26 Game #2: 246 on week 4 Game #3: 274 on week 19



Note: This report includes information through May 1 which is Week 32 of 33

Jake Williams's Bowling Record - Team 23: The PINoys

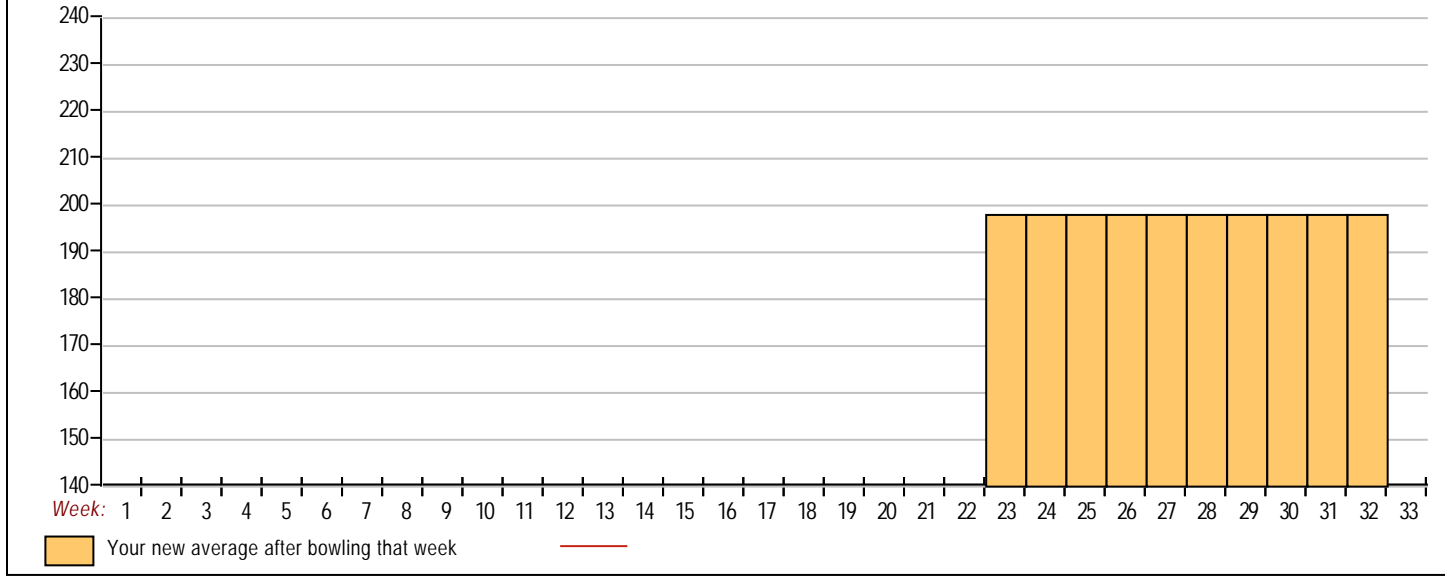
Week No.	Bowling Date	Old Avg	Old HDCP	-1-	-2-	-3-	Total	HDCP Total	Pins	Gms	---Average Change---			High Game	High Sers	HDCP Game	HDCP Sers		
												New - Old ---> +/-							
End of 1st split																			
21	02/14/24	bk192	0				0	0	0	0	-	0.00	=	0.00	0	0			
22	02/21/24	bk192	0				0	0	0	0	-	0.00	=	0.00	0	0			
23	02/28/24	bk192	22	159	215	222	596	662	596	3	198.67	-	0.00	=	198.67	222	596	244	662
24	03/06/24	bk192	0				0	0	596	3	198.67	-	198.67	=	0.00	222	596	244	662
25	03/13/24	bk192	0				0	0	596	3	198.67	-	198.67	=	0.00	222	596	244	662
26	03/20/24	bk192	0				0	0	596	3	198.67	-	198.67	=	0.00	222	596	244	662
27	03/27/24	bk192	0				0	0	596	3	198.67	-	198.67	=	0.00	222	596	244	662
28	04/03/24	bk192	0				0	0	596	3	198.67	-	198.67	=	0.00	222	596	244	662
29	04/10/24	bk192	0				0	0	596	3	198.67	-	198.67	=	0.00	222	596	244	662
30	04/17/24	bk192	0				0	0	596	3	198.67	-	198.67	=	0.00	222	596	244	662
31	04/24/24	bk192	0				0	0	596	3	198.67	-	198.67	=	0.00	222	596	244	662
32	05/01/24	bk192	22				0	0	596	3	198.67	-	198.67	=	0.00	222	596	244	662

<u><100</u>	<u>100's</u>	<u>125's</u>	<u>150's</u>	<u>175's</u>	<u>200's</u>	<u>225's</u>	<u>250's</u>	<u>275's</u>	<u>300's</u>
			1		2				
<u><400</u>	<u>400's</u>	<u>450's</u>	<u>500's</u>	<u>550's</u>	<u>600's</u>	<u>650's</u>	<u>700's</u>	<u>750's</u>	<u>800's</u>
				1					

<u>Avg of Game 1</u>	<u>Avg of Game 2</u>	<u>Avg of Game 3</u>
159.00	215.00	222.00

High game of 222 on week 23 High series of 596 on week 23 High average of 198.67 after bowling week 23
 Low game of 159 on week 23 Low series of 596 on week 23 Low average of 198.67 after bowling week 23

High Scores by Game
 Game #1: 159 on week 23 Game #2: 215 on week 23 Game #3: 222 on week 23



Note: This report includes information through May 1 which is Week 32 of 33

Jordan Nance's Bowling Record - Team 23: The PINoys

Table with columns: Week No., Bowling Date, Old Avg, Old HDCP, -1-, -2-, -3-, Total, HDCP Total, Pins, Gms, ---Average Change--- (New - Old ---> +/-), High Game, High Sers, HDCP Game, HDCP Sers. Rows 1-16.

End of 1st split

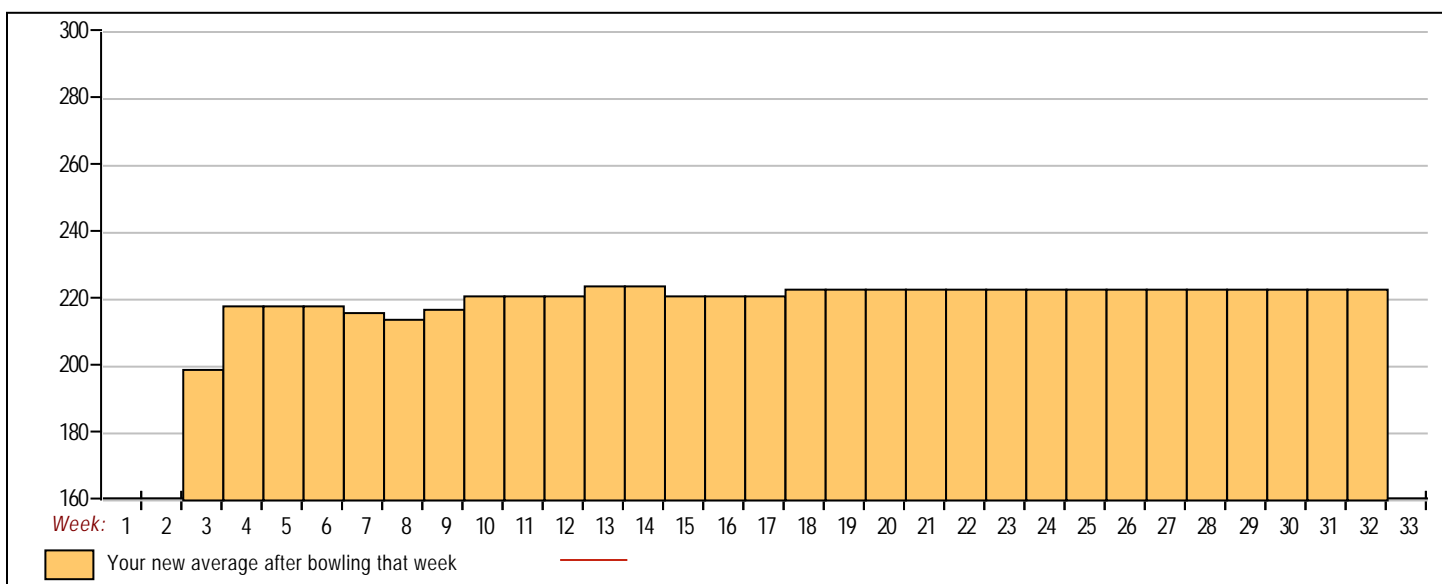
Table with columns: Week No., Bowling Date, Old Avg, Old HDCP, -1-, -2-, -3-, Total, HDCP Total, Pins, Gms, ---Average Change--- (New - Old ---> +/-), High Game, High Sers, HDCP Game, HDCP Sers. Rows 17-32.

Summary table with columns: <100, 100's, 125's, 150's, 175's, 200's, 225's, 250's, 275's, 300's, <400, 400's, 450's, 500's, 550's, 600's, 650's, 700's, 750's, 800's.

Avg of Game 1: 207.56, Avg of Game 2: 238.22, Avg of Game 3: 225.11

High game of 299 on week 13, High series of 731 on week 13, High average of 224.38 after bowling week 13, Low game of 162 on week 15, Low series of 599 on week 3, Low average of 199.67 after bowling week 3

High Scores by Game: Game #1: 258 on week 10, Game #2: 299 on week 13, Game #3: 264 on week 13



Note: This report includes information through May 1 which is Week 32 of 33

Kirsten Borja's Bowling Record - Team 23: The PINoys

Week No.	Bowling Date	Old Avg	Old HDCP	HDCP			Total	HDCP Total	Pins	Gms	---Average Change---			High Game	High Sers	HDCP Game	HDCP Sers		
				-1-	-2-	-3-					New	Old	---> +/-						
1	09/06/23	bk154	0				0	0	0	0	-	0.00	=	0.00	0	0			
2	09/13/23	bk154	52	152	152	157	461	617	461	3	153.67	-	0.00	=	153.67	157	461	209	617
3	09/20/23	bk154	0				0	0	461	3	153.67	-	153.67	=	0.00	157	461	209	617
4	09/27/23	bk154	0				0	0	461	3	153.67	-	153.67	=	0.00	157	461	209	617
5	10/04/23	bk154	0				0	0	461	3	153.67	-	153.67	=	0.00	157	461	209	617
6	10/11/23	bk154	0				0	0	461	3	153.67	-	153.67	=	0.00	157	461	209	617
7	10/18/23	bk154	0				0	0	461	3	153.67	-	153.67	=	0.00	157	461	209	617
8	10/25/23	bk154	52	144	154	158	456	612	917	6	152.83	-	153.67	=	-0.83	158	461	210	617
9	11/01/23	bk154	0				0	0	917	6	152.83	-	152.83	=	0.00	158	461	210	617
10	11/08/23	bk154	0				0	0	917	6	152.83	-	152.83	=	0.00	158	461	210	617
11	11/15/23	bk154	52	119	158	157	434	590	1351	9	150.11	-	152.83	=	-2.72	158	461	210	617
12	11/29/23	150	0				0	0	1351	9	150.11	-	150.11	=	0.00	158	461	210	617
13	12/06/23	150	0				0	0	1351	9	150.11	-	150.11	=	0.00	158	461	210	617
14	12/13/23	150	0				0	0	1351	9	150.11	-	150.11	=	0.00	158	461	210	617
15	12/20/23	150	0				0	0	1351	9	150.11	-	150.11	=	0.00	158	461	210	617
16	01/10/24	150	0				0	0	1351	9	150.11	-	150.11	=	0.00	158	461	210	617

End of 1st split

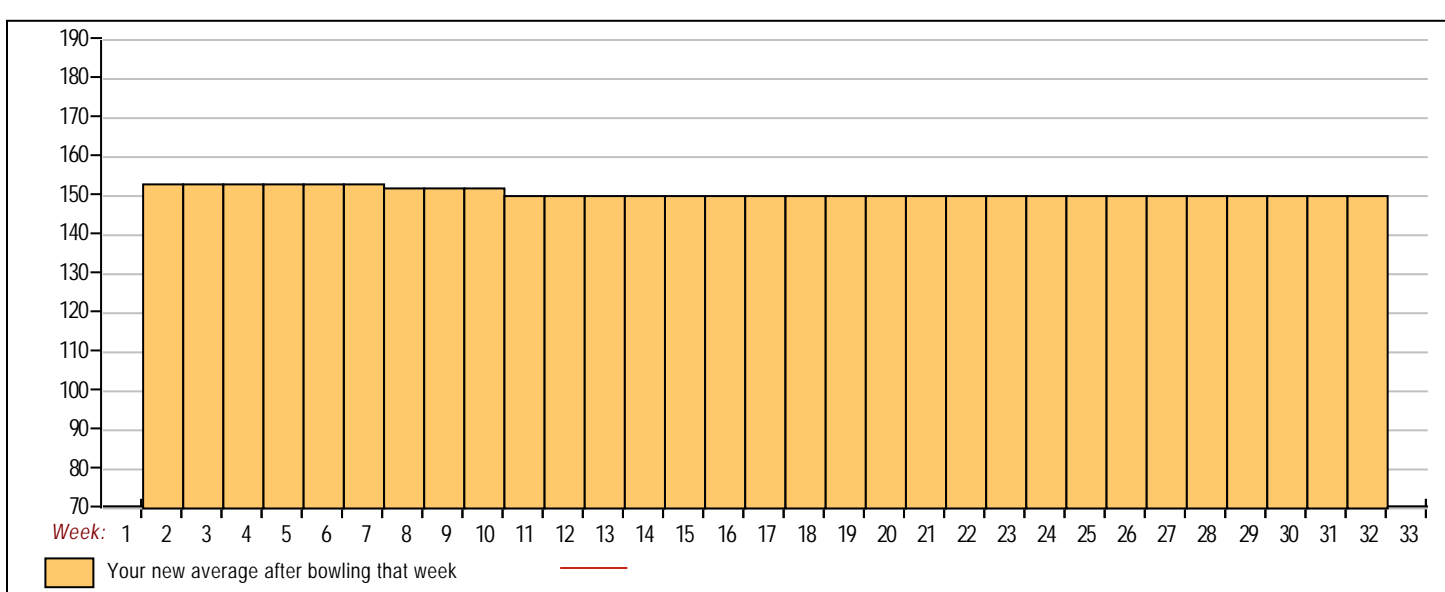
17	01/17/24	150	0				0	0	1351	9	150.11	-	150.11	=	0.00	158	461	210	617
18	01/24/24	150	0				0	0	1351	9	150.11	-	150.11	=	0.00	158	461	210	617
19	01/31/24	150	0				0	0	1351	9	150.11	-	150.11	=	0.00	158	461	210	617
20	02/07/24	150	0				0	0	1351	9	150.11	-	150.11	=	0.00	158	461	210	617
21	02/14/24	150	0				0	0	1351	9	150.11	-	150.11	=	0.00	158	461	210	617
22	02/21/24	150	0				0	0	1351	9	150.11	-	150.11	=	0.00	158	461	210	617
23	02/28/24	150	0				0	0	1351	9	150.11	-	150.11	=	0.00	158	461	210	617
24	03/06/24	150	0				0	0	1351	9	150.11	-	150.11	=	0.00	158	461	210	617
25	03/13/24	150	0				0	0	1351	9	150.11	-	150.11	=	0.00	158	461	210	617
26	03/20/24	150	0				0	0	1351	9	150.11	-	150.11	=	0.00	158	461	210	617
27	03/27/24	150	0				0	0	1351	9	150.11	-	150.11	=	0.00	158	461	210	617
28	04/03/24	150	0				0	0	1351	9	150.11	-	150.11	=	0.00	158	461	210	617
29	04/10/24	150	0				0	0	1351	9	150.11	-	150.11	=	0.00	158	461	210	617
30	04/17/24	150	0				0	0	1351	9	150.11	-	150.11	=	0.00	158	461	210	617
31	04/24/24	150	0				0	0	1351	9	150.11	-	150.11	=	0.00	158	461	210	617
32	05/01/24	150	56				0	0	1351	9	150.11	-	150.11	=	0.00	158	461	210	617

<u><100</u>	<u>100's</u>	<u>125's</u>	<u>150's</u>	<u>175's</u>	<u>200's</u>	<u>225's</u>	<u>250's</u>	<u>275's</u>	<u>300's</u>
	1	1	7						
<u><400</u>	<u>400's</u>	<u>450's</u>	<u>500's</u>	<u>550's</u>	<u>600's</u>	<u>650's</u>	<u>700's</u>	<u>750's</u>	<u>800's</u>
	1	2							

<u>Avg of Game 1</u>	<u>Avg of Game 2</u>	<u>Avg of Game 3</u>
138.33	154.67	157.33

High game of 158 on week 8 High series of 461 on week 2 High average of 153.67 after bowling week 2
 Low game of 119 on week 11 Low series of 434 on week 11 Low average of 150.11 after bowling week 11

High Scores by Game
 Game #1: 152 on week 2 Game #2: 158 on week 11 Game #3: 158 on week 8



Note: This report includes information through May 1 which is Week 32 of 33

BA Comandao's Bowling Record - Team 23: The PINoys

Table with columns: Week No., Bowling Date, Old Avg, Old HDCP, -1-, -2-, -3-, Total, HDCP Total, Pins, Gms, ---Average Change--- (New - Old ---> +/-), High Game, High Sers, HDCP Game, HDCP Sers. Rows 1-16.

End of 1st split

Table with columns: Week No., Bowling Date, Old Avg, Old HDCP, -1-, -2-, -3-, Total, HDCP Total, Pins, Gms, ---Average Change--- (New - Old ---> +/-), High Game, High Sers, HDCP Game, HDCP Sers. Rows 17-32.

Summary table for score ranges: <100, 100's, 125's, 150's, 175's, 200's, 225's, 250's, 275's, 300's, <400, 400's, 450's, 500's, 550's, 600's, 650's, 700's, 750's, 800's.

Avg of Game 1: 137.60, Avg of Game 2: 129.60, Avg of Game 3: 142.80

High game of 179 on week 3, High series of 471 on week 25, High average of 143.67 after bowling week 3, Low game of 110 on week 27, Low series of 363 on week 27, Low average of 132.67 after bowling week 5

High Scores by Game: Game #1: 171 on week 25, Game #2: 136 on week 25, Game #3: 179 on week 3

