

Note: This report includes information through May 1 which is Week 32 of 33

Sophia Clemente's Bowling Record - Team 22: Utopia

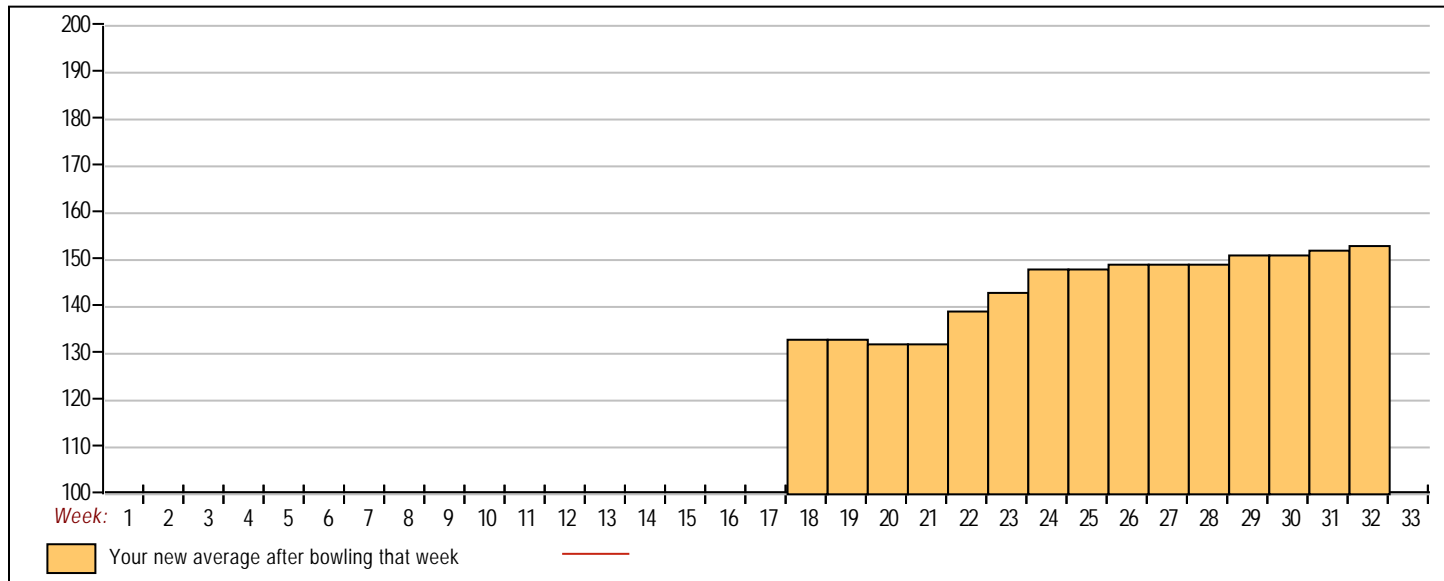
Table with columns: Week No., Bowling Date, Old Avg, Old HDCP, -1-, -2-, -3-, Total, HDCP Total, Pins, Gms, Average Change (New - Old), High Game, High Sers, HDCP Game, HDCP Sers. Includes data for weeks 16-32 and a summary for week 21.

Summary table for score ranges: <100, 100's, 125's, 150's, 175's, 200's, 225's, 250's, 275's, 300's, <400, 400's, 450's, 500's, 550's, 600's, 650's, 700's, 750's, 800's.

Avg of Game 1: 140.55, Avg of Game 2: 157.33, Avg of Game 3: 160.42

High game of 195 on week 23, High series of 514 on week 24, High average of 153.11 after bowling week 32, Low game of 109 on week 21, Low series of 392 on week 20, Low average of 132.17 after bowling week 20

High Scores by Game: Game #1: 180 on week 22, Game #2: 193 on week 32, Game #3: 195 on week 23



Note: This report includes information through May 1 which is Week 32 of 33

Patrick Nunga's Bowling Record - Team 22: Utopia

Table with columns: Week No., Bowling Date, Old Avg, Old HDCP, -1-, -2-, -3-, Total, HDCP Total, Pins, Gms, ---Average Change--- (New - Old ---> +/-), High Game, High Sers, HDCP Game, HDCP Sers. Rows 1-16.

End of 1st split

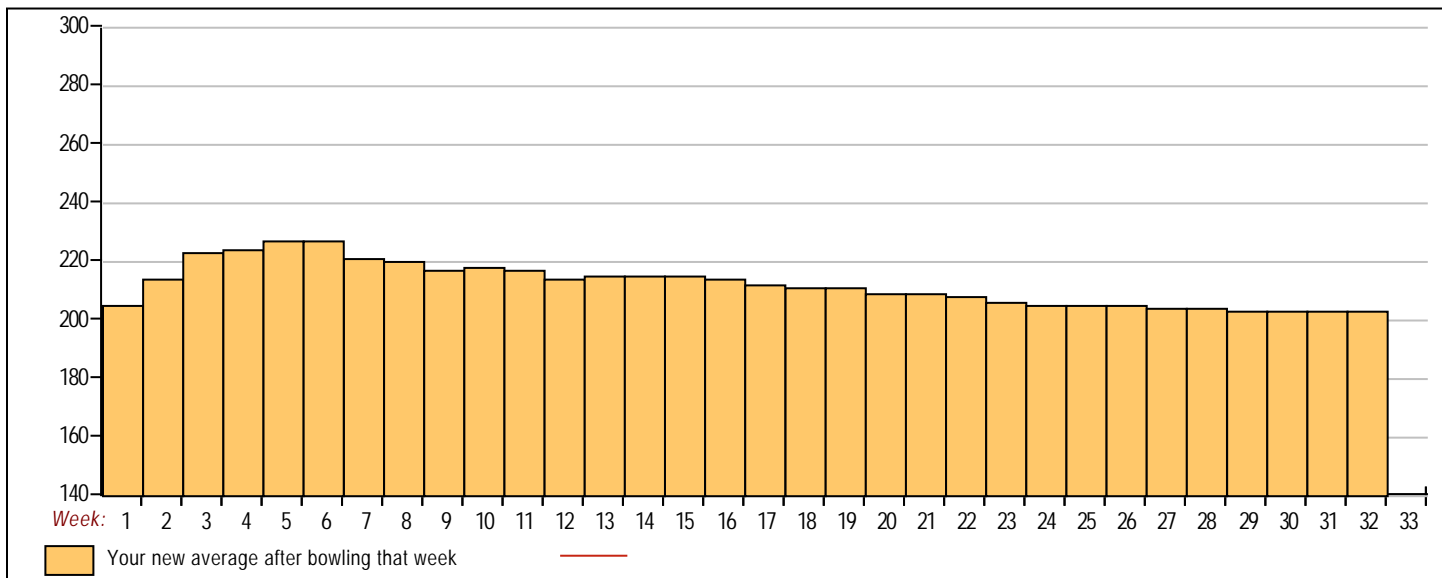
Table with columns: Week No., Bowling Date, Old Avg, Old HDCP, -1-, -2-, -3-, Total, HDCP Total, Pins, Gms, ---Average Change--- (New - Old ---> +/-), High Game, High Sers, HDCP Game, HDCP Sers. Rows 17-32.

Summary table for score ranges: <100, 100's, 125's, 150's, 175's, 200's, 225's, 250's, 275's, 300's, <400, 400's, 450's, 500's, 550's, 600's, 650's, 700's, 750's, 800's.

Avg of Game 1: 199.30, Avg of Game 2: 210.47, Avg of Game 3: 201.90

High game of 299 on week 3, Low game of 146 on week 32, High series of 724 on week 5, Low series of 474 on week 23, High average of 227.87 after bowling week 5, Low average of 203.40 after bowling week 29

High Scores by Game: Game #1: 299 on week 3, Game #2: 278 on week 11, Game #3: 257 on week 8



Note: This report includes information through May 1 which is Week 32 of 33

Michael Santos's Bowling Record - Team 22: Utopia

Week No.	Bowling Date	Old Avg	Old HDCP	HDCP			Total	HDCP Total	Pins	Gms	---Average Change---			High Game	High Sers	HDCP Game	HDCP Sers		
				-1-	-2-	-3-					New	Old	---> +/-						
1	09/06/23	bk208	9	194	180	226	600	627	600	3	200.00	-	0.00	=	200.00	226	600	235	627
2	09/13/23	bk208	9	168	182	154	504	531	1104	6	184.00	-	200.00	=	-16.00	226	600	235	627
3	09/20/23	bk208	9	188	189	193	570	597	1674	9	186.00	-	184.00	=	2.00	226	600	235	627
4	09/27/23	198	17	a198	220	233	651	702	2127	11	193.36	-	186.00	=	7.36	233	600	250	627
5	10/04/23	198	17	191	266	195	652	703	2779	14	198.50	-	193.36	=	5.14	266	652	283	703
6	10/11/23	198	17	186	215	247	648	699	3427	17	201.59	-	198.50	=	3.09	266	652	283	703
7	10/18/23	201	15	159	192	244	595	640	4022	20	201.10	-	201.59	=	-0.49	266	652	283	703
8	10/25/23	201	15	158	168	197	523	568	4545	23	197.61	-	201.10	=	-3.49	266	652	283	703
9	11/01/23	198	17	182	157	154	493	544	5038	26	193.77	-	197.61	=	-3.84	266	652	283	703
10	11/08/23	198	17	243	206	233	682	733	5720	29	197.24	-	193.77	=	3.47	266	682	283	733
11	11/15/23	198	17	278	137	174	589	640	6309	32	197.16	-	197.24	=	-0.09	278	682	295	733
12	11/29/23	206	11	162	191	164	517	550	6826	35	195.03	-	197.16	=	-2.13	278	682	295	733
13	12/06/23	206	11	162	246	215	623	656	7449	38	196.03	-	195.03	=	1.00	278	682	295	733
14	12/13/23	206	11	267	220	216	703	736	8152	41	198.83	-	196.03	=	2.80	278	703	295	754
15	12/20/23	206	11	191	213	178	582	615	8734	44	198.50	-	198.83	=	-0.33	278	703	295	736
16	01/10/24	206	11	207	215	216	638	671	9372	47	199.40	-	198.50	=	0.90	278	703	295	736

End of 1st split

17	01/17/24	206	11	188	130	208	526	559	9898	50	197.96	-	199.40	=	-1.44	278	703	295	736
18	01/24/24	206	11	178	193	220	591	624	10489	53	197.91	-	197.96	=	-0.05	278	703	295	736
19	01/31/24	206	11	171	248	279	698	731	11187	56	199.77	-	197.91	=	1.86	279	703	296	749
20	02/07/24	206	11	214	214	195	623	656	11810	59	200.17	-	199.77	=	0.40	279	703	295	736
----- Week 21 was bowled after week 22 -----																			
21	02/14/24	201	15	142	145	163	450	495	12260	62	200.17	-	0.00	=	200.17	279	703	295	736
Scores were bowled after week 22 for weeks: 21																			
22	02/21/24	206	11	257	181	218	656	689	12916	65	198.71	-	200.17	=	-1.46	279	703	295	736
23	02/28/24	206	11	193	180	255	628	661	13544	68	199.18	-	198.71	=	0.47	279	703	295	736
24	03/06/24	206	11	214	210	189	613	646	14157	71	199.39	-	199.18	=	0.22	279	703	295	736
25	03/13/24	206	11	174	152	154	480	513	14637	74	197.80	-	199.39	=	-1.60	279	703	295	736
26	03/20/24	206	11	142	189	179	510	543	15147	77	196.71	-	197.80	=	-1.08	279	703	295	736
27	03/27/24	206	11	235	215	198	648	681	15795	80	197.44	-	196.71	=	0.72	279	703	295	736
28	04/03/24	206	11	a206			206	217	15795	80	197.44	-	197.44	=	0.00	279	703	295	736
29	04/10/24	206	11	224	236	240	700	733	16495	83	198.73	-	197.44	=	1.30	279	703	295	751
30	04/17/24	206	11	141	216	147	504	537	16999	86	197.66	-	198.73	=	-1.07	279	703	295	736
31	04/24/24	206	11	158	216	209	583	616	17582	89	197.55	-	197.66	=	-0.11	279	703	295	736
32	05/01/24	206	11	128	167	233	528	561	18110	92	196.85	-	197.55	=	-0.70	279	703	295	736

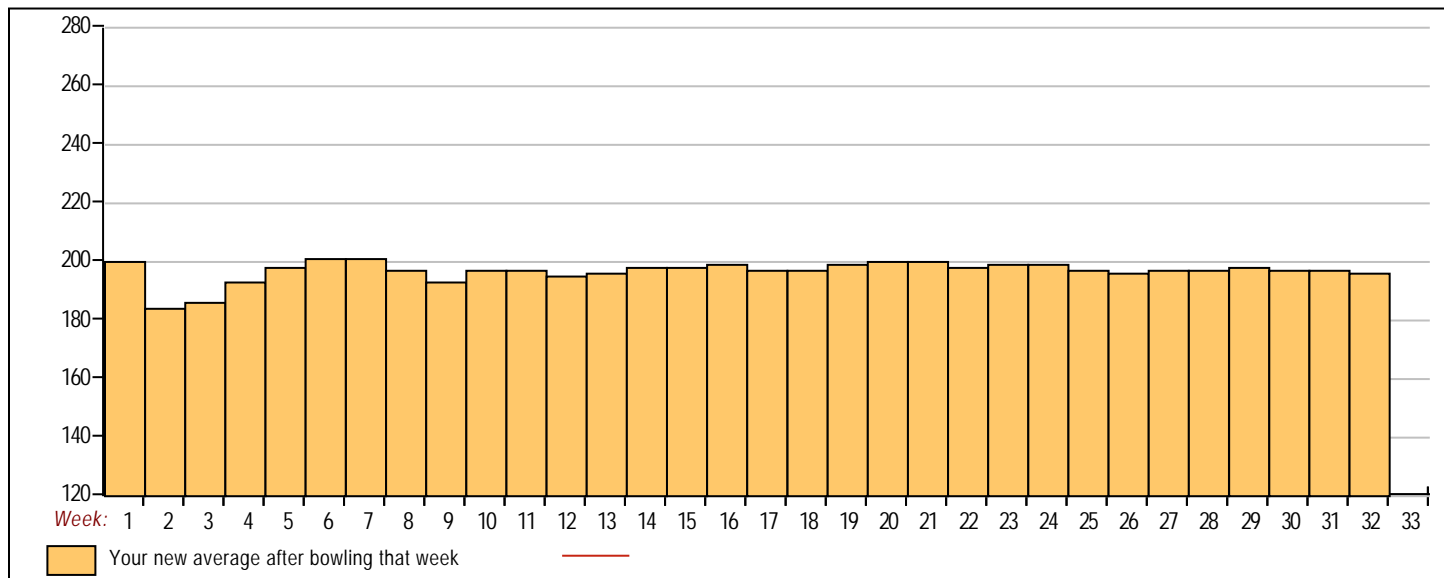
<100	100's	125's	150's	175's	200's	225's	250's	275's	300's
		8	18	26	22	12	4	2	
<400	400's	450's	500's	550's	600's	650's	700's	750's	800's
		3	7	6	8	4	2		

Avg of Game 1	Avg of Game 2	Avg of Game 3
189.83	196.42	204.06

High game of 279 on week 19 High series of 703 on week 14 High average of 201.59 after bowling week 6
 Low game of 128 on week 32 Low series of 450 on week 21 Low average of 184.00 after bowling week 2

High Scores by Game

Game #1: 278 on week 11 Game #2: 266 on week 5 Game #3: 279 on week 19



Note: This report includes information through May 1 which is Week 32 of 33

TJ Pettit (RH)'s Bowling Record - Team 22: Utopia

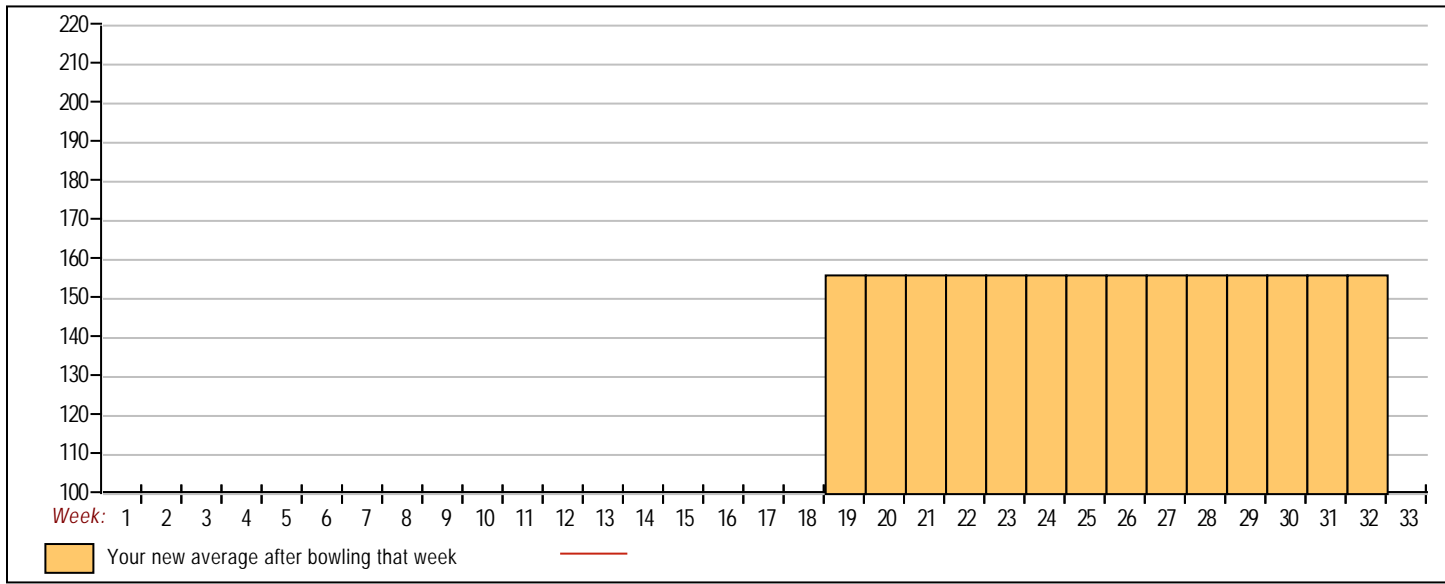
Week No.	Bowling Date	Old Avg	Old HDCP	-1-	-2-	-3-	Total	HDCP Total	Pins	Gms	---Average Change---			High Game	High Sers	HDCP Game	HDCP Sers	
												New - Old ---> +/-						
End of 1st split																		
17	01/17/24	140	64	v140	v140	v140	420	612	0	0	-	0.00	=	0.00	0	0		
18	01/24/24	140	0				0	0	0	0	-	0.00	=	0.00	0	0		
19	01/31/24	156	51	141	187	140	468	621	468	3	156.00	-	0.00	=	156.00	187	468	
20	02/07/24	156	0				0	0	468	3	156.00	-	156.00	=	0.00	187	468	
21	02/14/24	156	0				0	0	468	3	156.00	-	156.00	=	0.00	187	468	
22	02/21/24	156	0				0	0	468	3	156.00	-	156.00	=	0.00	187	468	
23	02/28/24	156	0				0	0	468	3	156.00	-	156.00	=	0.00	187	468	
24	03/06/24	156	0				0	0	468	3	156.00	-	156.00	=	0.00	187	468	
25	03/13/24	156	0				0	0	468	3	156.00	-	156.00	=	0.00	187	468	
26	03/20/24	156	0				0	0	468	3	156.00	-	156.00	=	0.00	187	468	
27	03/27/24	156	0				0	0	468	3	156.00	-	156.00	=	0.00	187	468	
28	04/03/24	156	0				0	0	468	3	156.00	-	156.00	=	0.00	187	468	
29	04/10/24	156	0				0	0	468	3	156.00	-	156.00	=	0.00	187	468	
30	04/17/24	156	0				0	0	468	3	156.00	-	156.00	=	0.00	187	468	
31	04/24/24	156	0				0	0	468	3	156.00	-	156.00	=	0.00	187	468	
32	05/01/24	156	51				0	0	468	3	156.00	-	156.00	=	0.00	187	468	

<u><100</u>	<u>100's</u>	<u>125's</u>	<u>150's</u>	<u>175's</u>	<u>200's</u>	<u>225's</u>	<u>250's</u>	<u>275's</u>	<u>300's</u>
		2		1					
<u><400</u>	<u>400's</u>	<u>450's</u>	<u>500's</u>	<u>550's</u>	<u>600's</u>	<u>650's</u>	<u>700's</u>	<u>750's</u>	<u>800's</u>
		1							

<u>Avg of Game 1</u>	<u>Avg of Game 2</u>	<u>Avg of Game 3</u>
141.00	187.00	140.00

High game of 187 on week 19 High series of 468 on week 19 High average of 156.00 after bowling week 19
 Low game of 140 on week 19 Low series of 468 on week 19 Low average of 156.00 after bowling week 19

High Scores by Game
 Game #1: 141 on week 19 Game #2: 187 on week 19 Game #3: 140 on week 19



Note: This report includes information through May 1 which is Week 32 of 33

Paolo Estay's Bowling Record - Team 22: Utopia

Table with columns: Week No., Bowling Date, Old Avg, Old HDCP, -1-, -2-, -3-, Total, HDCP Total, Pins, Gms, ---Average Change--- (New - Old ---> +/-), High Game, High Sers, HDCP Game, HDCP Sers. Rows 1-16.

End of 1st split

Table with columns: Week No., Bowling Date, Old Avg, Old HDCP, Total, Pins, Gms, ---Average Change--- (New - Old ---> +/-), High Game, High Sers, HDCP Game, HDCP Sers. Rows 17-32.

Summary table for score ranges: <100, 100's, 125's, 150's, 175's, 200's, 225's, 250's, 275's, 300's, <400, 400's, 450's, 500's, 550's, 600's, 650's, 700's, 750's, 800's.

Avg of Game 1: 201.21, Avg of Game 2: 204.36, Avg of Game 3: 185.43

High game of 265 on week 14, High series of 682 on week 9, High average of 197.56 after bowling week 14, Low game of 151 on week 3, Low series of 489 on week 1, Low average of 163.00 after bowling week 1

High Scores by Game: Game #1: 265 on week 14, Game #2: 235 on week 6, Game #3: 237 on week 12

