

Note: This report includes information through May 1 which is Week 32 of 33

**Robert Buendia's Bowling Record - Team 21: Team 21**

Week No.	Bowling Date	Old Avg	Old HDCP	-			Total	HDCP Total	Pins	Gms	---Average Change---			High Game	High Sers	HDCP Game	HDCP Sers		
				-1-	-2-	-3-					New	Old	---> +/-						
1	09/06/23	bk157	50	190	184	183	557	707	557	3	185.67	-	0.00	=	185.67	190	557	240	707
2	09/13/23	bk157	50	140	158	188	486	636	1043	6	173.83	-	185.67	=	-11.83	190	557	240	707
3	09/20/23	bk157	50	164	225	182	571	721	1614	9	179.33	-	173.83	=	5.50	225	571	275	721
4	09/27/23	179	32	155	161	177	493	589	2107	12	175.58	-	179.33	=	-3.75	225	571	275	721
5	10/04/23	175	36	191	206	158	555	663	2662	15	177.47	-	175.58	=	1.88	225	571	275	721
6	10/11/23	177	34	198	190	199	587	689	3249	18	180.50	-	177.47	=	3.03	225	587	275	721
7	10/18/23	180	32	a180	a180	a180	540	636	3249	18	180.50	-	180.50	=	0.00	225	587	275	721
8	10/25/23	180	32	182	204	139	525	621	3774	21	179.71	-	180.50	=	-0.79	225	587	275	721
9	11/01/23	179	32	a179	a179	a179	537	633	3774	21	179.71	-	179.71	=	0.00	225	587	275	721
10	11/08/23	179	32	175	211	190	576	672	4350	24	181.25	-	179.71	=	1.54	225	587	275	721
11	11/15/23	181	31	169	180	198	547	640	4897	27	181.37	-	181.25	=	0.12	225	587	275	721
12	11/29/23	181	31	169	180	180	529	622	5426	30	180.87	-	181.37	=	-0.50	225	587	275	721
13	12/06/23	180	32	159	171	165	495	591	5921	33	179.42	-	180.87	=	-1.44	225	587	275	721
14	12/13/23	179	32	180	188	211	579	675	6500	36	180.56	-	179.42	=	1.13	225	587	275	721
15	12/20/23	180	32	180	206	236	622	718	7122	39	182.62	-	180.56	=	2.06	236	622	275	721
16	01/10/24	182	30	213	221	156	590	680	7712	42	183.62	-	182.62	=	1.00	236	622	275	721

**End of 1st split**

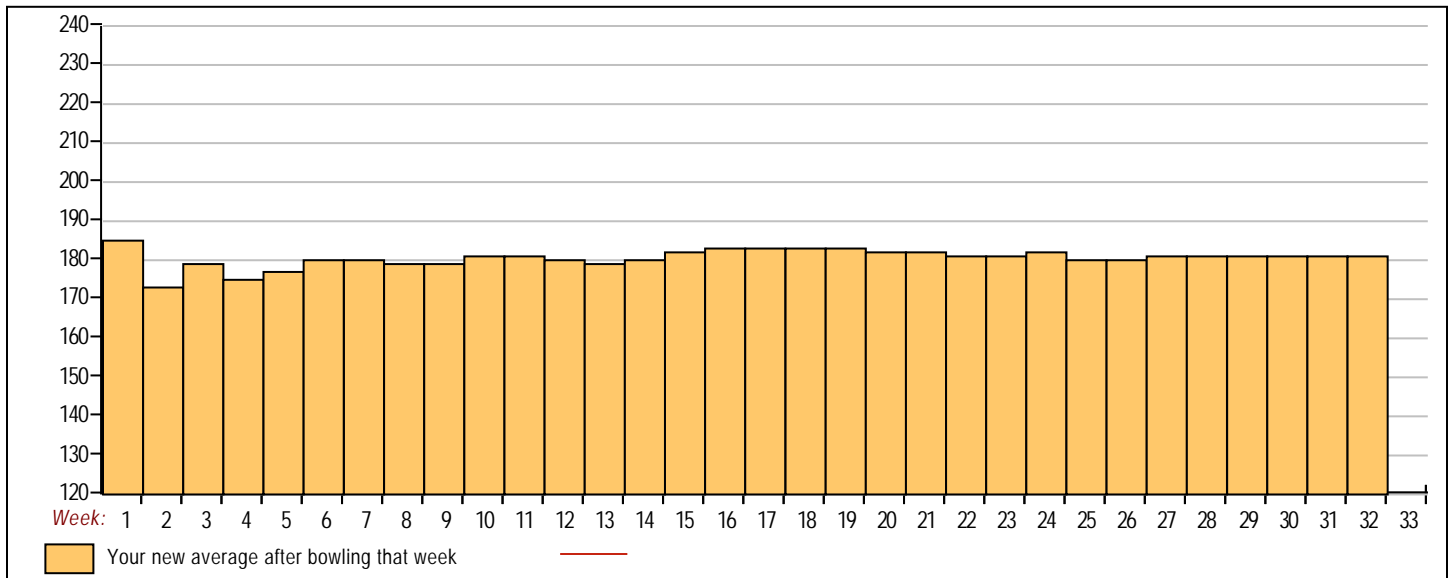
17	01/17/24	183	29	163	201	164	528	615	8240	45	183.11	-	183.62	=	-0.51	236	622	275	721
18	01/24/24	183	29	184	166	214	564	651	8804	48	183.42	-	183.11	=	0.31	236	622	275	721
19	01/31/24	183	29	184	203	146	533	620	9337	51	183.08	-	183.42	=	-0.34	236	622	275	721
20	02/07/24	183	29	170	173	195	538	625	9875	54	182.87	-	183.08	=	-0.21	236	622	275	721
21	02/14/24	182	30	211	143	167	521	611	10396	57	182.39	-	182.87	=	-0.48	236	622	275	721
22	02/21/24	182	30	180	179	164	523	613	10919	60	181.98	-	182.39	=	-0.40	236	622	275	721
23	02/28/24	181	31	a181	a181	a181	543	636	10919	60	181.98	-	181.98	=	0.00	236	622	275	721
24	03/06/24	181	31	181	199	173	553	646	11472	63	182.10	-	181.98	=	0.11	236	622	275	721
25	03/13/24	182	30	159	179	128	466	556	11938	66	180.88	-	182.10	=	-1.22	236	622	275	721
26	03/20/24	180	32	a180	a180	a180	540	636	11938	66	180.88	-	180.88	=	0.00	236	622	275	721
27	03/27/24	180	32	215	144	224	583	679	12521	69	181.46	-	180.88	=	0.58	236	622	275	721
28	04/03/24	181	31	203	170	189	562	655	13083	72	181.71	-	181.46	=	0.24	236	622	275	721
29	04/10/24	181	31	221	155	168	544	637	13627	75	181.69	-	181.71	=	-0.02	236	622	275	721
30	04/17/24	181	31	153	166	193	512	605	14139	78	181.27	-	181.69	=	-0.42	236	622	275	721
31	04/24/24	181	31	198	179	165	542	635	14681	81	181.25	-	181.27	=	-0.02	236	622	275	721
32	05/01/24	181	31	165	197	199	561	654	15242	84	181.45	-	181.25	=	0.21	236	622	275	721

<u>&lt;100</u>	<u>100's</u>	<u>125's</u>	<u>150's</u>	<u>175's</u>	<u>200's</u>	<u>225's</u>	<u>250's</u>	<u>275's</u>	<u>300's</u>
		6	27	34	15	2			
<u>&lt;400</u>	<u>400's</u>	<u>450's</u>	<u>500's</u>	<u>550's</u>	<u>600's</u>	<u>650's</u>	<u>700's</u>	<u>750's</u>	<u>800's</u>
		4	11	12	1				

<u>Avg of Game 1</u>	<u>Avg of Game 2</u>	<u>Avg of Game 3</u>
180.43	183.54	180.39

High game of 236 on week 15      High series of 622 on week 15      High average of 185.67 after bowling week 1  
 Low game of 128 on week 25      Low series of 466 on week 25      Low average of 173.83 after bowling week 2

High Scores by Game  
 Game #1: 221 on week 29    Game #2: 225 on week 3    Game #3: 236 on week 15



Note: This report includes information through May 1 which is Week 32 of 33

**Dan Buckley's Bowling Record - Team 21: Team 21**

Week No.	Bowling Date	Old Avg	Old HDCP	-			Total	HDCP Total	Pins	Gms	---Average Change---			High Game	High Sers	HDCP Game	HDCP Sers		
				-1-	-2-	-3-					New - Old	--->	+/-						
1	09/06/23	bk189	0				0	0	0	0	-	0.00	=	0.00	0	0			
2	09/13/23	bk189	24	119	162	176	457	529	457	3	152.33	-	0.00	=	152.33	176	457	200	529
3	09/20/23	bk189	24	166	202	226	594	666	1051	6	175.17	-	152.33	=	22.83	226	594	250	666
4	09/27/23	bk189	24	254	152	167	573	645	1624	9	180.44	-	175.17	=	5.28	254	594	278	666
5	10/04/23	180	32	183	240	156	579	675	2203	12	183.58	-	180.44	=	3.14	254	594	278	675
6	10/11/23	183	29	a183	a183	a183	549	636	2203	12	183.58	-	183.58	=	0.00	254	594	278	675
7	10/18/23	183	0				0	0	2203	12	183.58	-	183.58	=	0.00	254	594	278	675
8	10/25/23	183	0				0	0	2203	12	183.58	-	183.58	=	0.00	254	594	278	675
9	11/01/23	183	29	a183	a183	a183	549	636	2203	12	183.58	-	183.58	=	0.00	254	594	278	675
10	11/08/23	183	29	169	212	148	529	616	2732	15	182.13	-	183.58	=	-1.45	254	594	278	675
11	11/15/23	182	30	a182	170	149	501	591	3051	17	179.47	-	182.13	=	-2.66	254	594	278	675
12	11/29/23	179	32	204	183	228	615	711	3666	20	183.30	-	179.47	=	3.83	254	615	278	711
13	12/06/23	183	29	165	248	170	583	670	4249	23	184.74	-	183.30	=	1.44	254	615	278	711
14	12/13/23	184	28	a184	a184	a184	552	636	4249	23	184.74	-	184.74	=	0.00	254	615	278	711
15	12/20/23	184	28	206	184	181	571	655	4820	26	185.38	-	184.74	=	0.65	254	615	278	711
16	01/10/24	185	28	202	206	154	562	646	5382	29	185.59	-	185.38	=	0.20	254	615	278	711

**End of 1st split**

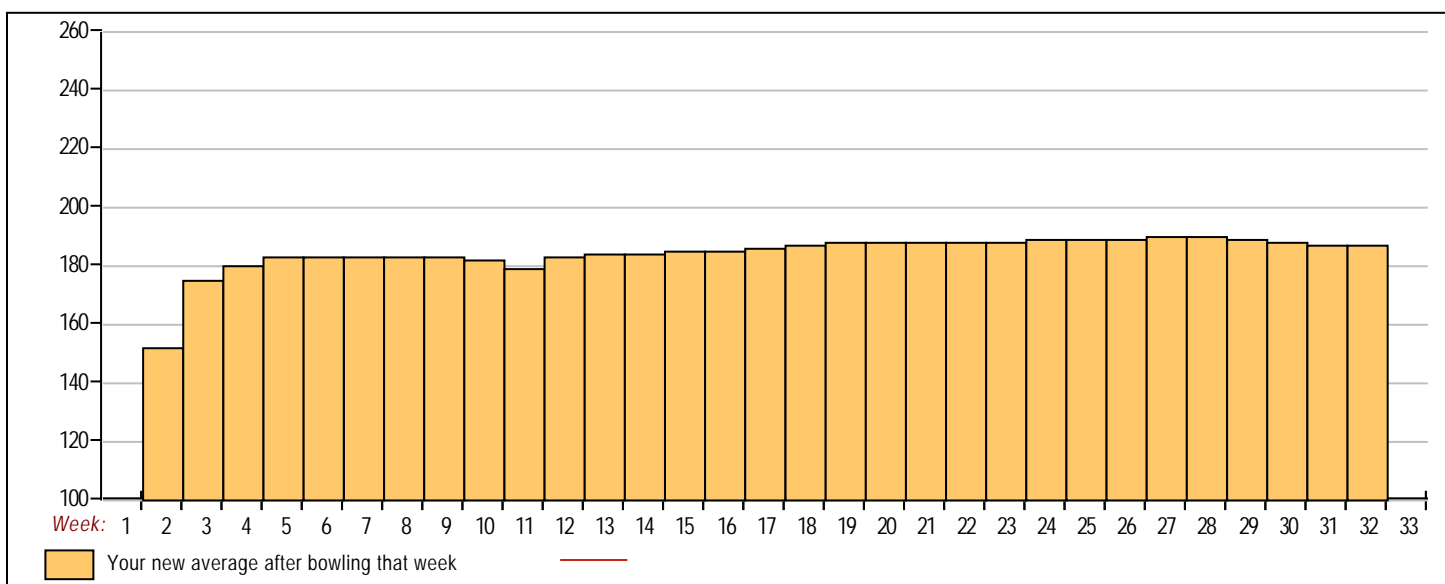
17	01/17/24	185	28	189	214	184	587	671	5969	32	186.53	-	185.59	=	0.95	254	615	278	711
18	01/24/24	186	27	177	208	209	594	675	6563	35	187.51	-	186.53	=	0.98	254	615	278	711
19	01/31/24	187	26	202	170	214	586	664	7149	38	188.13	-	187.51	=	0.62	254	615	278	711
20	02/07/24	188	25	183	171	226	580	655	7729	41	188.51	-	188.13	=	0.38	254	615	278	711
21	02/14/24	188	25	a188	a188	a188	564	639	7729	41	188.51	-	188.51	=	0.00	254	615	278	711
22	02/21/24	188	25	193	195	180	568	643	8297	44	188.57	-	188.51	=	0.06	254	615	278	711
23	02/28/24	188	25	184	178	180	542	617	8839	47	188.06	-	188.57	=	-0.50	254	615	278	711
24	03/06/24	188	25	214	235	169	618	693	9457	50	189.14	-	188.06	=	1.08	254	618	278	711
25	03/13/24	189	24	168	168	244	580	652	10037	53	189.38	-	189.14	=	0.24	254	618	278	711
26	03/20/24	189	24	231	190	173	594	666	10631	56	189.84	-	189.38	=	0.46	254	618	278	711
27	03/27/24	189	24	220	246	158	624	696	11255	59	190.76	-	189.84	=	0.92	254	624	278	711
28	04/03/24	190	24	213	183	151	547	619	11802	62	190.35	-	190.76	=	-0.41	254	624	278	711
29	04/10/24	190	24	175	167	190	532	604	12334	65	189.75	-	190.35	=	-0.60	254	624	278	711
30	04/17/24	189	24	138	137	193	468	540	12802	68	188.26	-	189.75	=	-1.49	254	624	278	711
31	04/24/24	188	25	182	153	141	476	551	13278	71	187.01	-	188.26	=	-1.25	254	624	278	711
32	05/01/24	187	26	197	193	222	612	690	13890	74	187.70	-	187.01	=	0.69	254	624	278	711

<u>&lt;100</u>	<u>100's</u>	<u>125's</u>	<u>150's</u>	<u>175's</u>	<u>200's</u>	<u>225's</u>	<u>250's</u>	<u>275's</u>	<u>300's</u>
	1	5	20	23	15	9	1		
<u>&lt;400</u>	<u>400's</u>	<u>450's</u>	<u>500's</u>	<u>550's</u>	<u>600's</u>	<u>650's</u>	<u>700's</u>	<u>750's</u>	<u>800's</u>
		3	4	13	4				

<u>Avg of Game 1</u>	<u>Avg of Game 2</u>	<u>Avg of Game 3</u>
188.92	190.68	183.56

High game of 254 on week 4 High series of 624 on week 27 High average of 190.76 after bowling week 27  
 Low game of 119 on week 2 Low series of 457 on week 2 Low average of 152.33 after bowling week 2

High Scores by Game  
 Game #1: 254 on week 4 Game #2: 248 on week 13 Game #3: 244 on week 25



Note: This report includes information through May 1 which is Week 32 of 33

Matt Garet's Bowling Record - Team 21: Team 21

Table with columns: Week No., Bowling Date, Old Avg, Old HDCP, -1-, -2-, -3-, Total, HDCP Total, Pins, Gms, ---Average Change--- (New - Old ---> +/-), High Game, High Sers, HDCP Game, HDCP Sers. Rows 1-16.

End of 1st split

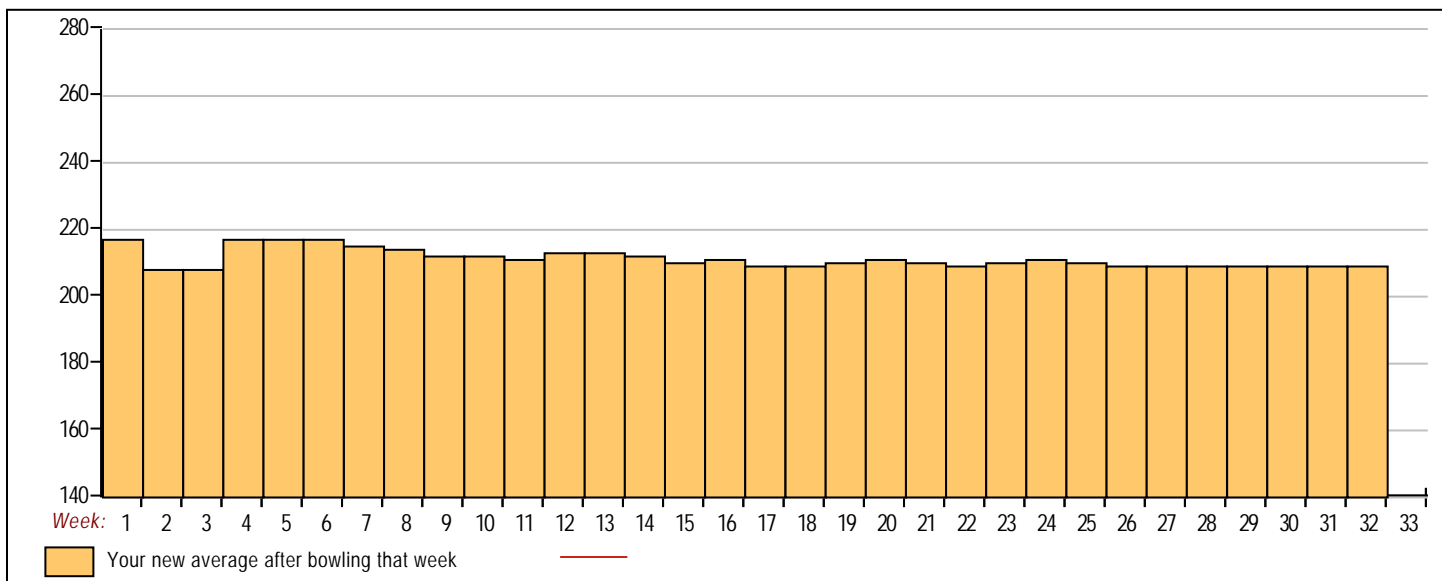
Table with columns: Week No., Bowling Date, Old Avg, Old HDCP, -1-, -2-, -3-, Total, HDCP Total, Pins, Gms, ---Average Change--- (New - Old ---> +/-), High Game, High Sers, HDCP Game, HDCP Sers. Rows 17-32.

Summary table for score ranges: <100, 100's, 125's, 150's, 175's, 200's, 225's, 250's, 275's, 300's, <400, 400's, 450's, 500's, 550's, 600's, 650's, 700's, 750's, 800's.

Avg of Game 1: 212.77, Avg of Game 2: 212.31, Avg of Game 3: 203.58

High game of 275 on week 4, High series of 726 on week 24, High average of 217.33 after bowling week 1, Low game of 150 on week 25, Low series of 529 on week 25, Low average of 208.33 after bowling week 2

High Scores by Game: Game #1: 275 on week 4, Game #2: 260 on week 12, Game #3: 248 on week 23



Note: This report includes information through May 1 which is Week 32 of 33

Tom Diedrich's Bowling Record - Team 21: Team 21

Table with columns: Week No., Bowling Date, Old Avg, Old HDCP, -1-, -2-, -3-, Total, HDCP Total, Pins, Gms, ---Average Change--- (New - Old ---> +/-), High Game, High Sers, HDCP Game, HDCP Sers. Rows 6-16.

End of 1st split

Table with columns: Week No., Bowling Date, Old Avg, Old HDCP, -1-, -2-, -3-, Total, HDCP Total, Pins, Gms, ---Average Change--- (New - Old ---> +/-), High Game, High Sers, HDCP Game, HDCP Sers. Rows 17-32.

Summary table for score ranges: <100, 100's, 125's, 150's, 175's, 200's, 225's, 250's, 275's, 300's, <400, 400's, 450's, 500's, 550's, 600's, 650's, 700's, 750's, 800's.

Avg of Game 1: 219.00, Avg of Game 2: 223.00, Avg of Game 3: 227.33

High game of 259 on week 7, High series of 746 on week 7, High average of 248.67 after bowling week 7, Low game of 181 on week 8, Low series of 568 on week 8, Low average of 219.00 after bowling week 8

High Scores by Game: Game #1: 245 on week 7, Game #2: 242 on week 7, Game #3: 259 on week 7

