

Note: This report includes information through May 1 which is Week 32 of 33

Spencer Pon's Bowling Record - Team 17: I Thought This Was No-Tap

Table with columns: Week No., Bowling Date, Old Avg, Old HDCP, -1-, -2-, -3-, Total, HDCP Total, Pins, Gms, ---Average Change--- New - Old ---> +/-, High Game, High Sers, HDCP Game, HDCP Sers. Rows 1-16.

End of 1st split

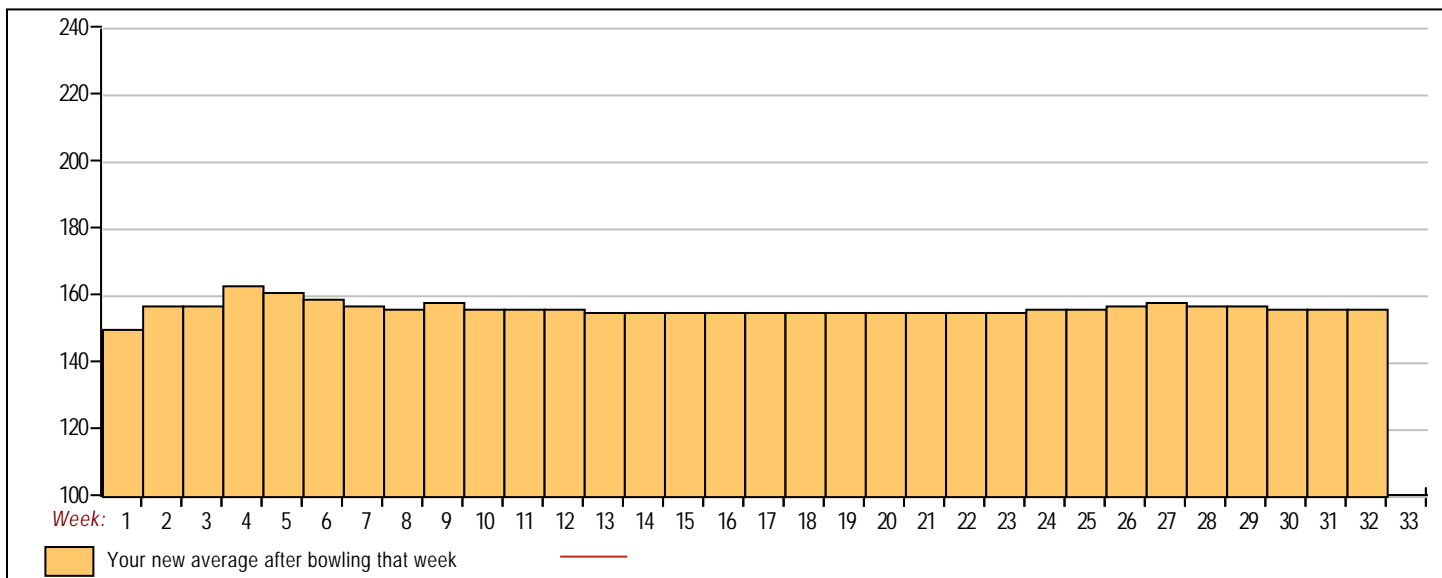
Table with columns: Week No., Bowling Date, Old Avg, Old HDCP, -1-, -2-, -3-, Total, HDCP Total, Pins, Gms, ---Average Change--- New - Old ---> +/-, High Game, High Sers, HDCP Game, HDCP Sers. Rows 17-32.

Summary table for score ranges: <100, 100's, 125's, 150's, 175's, 200's, 225's, 250's, 275's, 300's, <400, 400's, 450's, 500's, 550's, 600's, 650's, 700's, 750's, 800's.

Avg of Game 1: 151.39, Avg of Game 2: 158.61, Avg of Game 3: 158.22

High game of 220 on week 26 High series of 528 on week 4 High average of 163.67 after bowling week 4
Low game of 114 on week 13 Low series of 419 on week 10 Low average of 150.67 after bowling week 1

High Scores by Game
Game #1: 195 on week 3 Game #2: 220 on week 26 Game #3: 202 on week 24



Note: This report includes information through May 1 which is Week 32 of 33

Kenneth Nip's Bowling Record - Team 17: I Thought This Was No-Tap

Table with columns: Week No., Bowling Date, Old Avg, Old HDCP, -1-, -2-, -3-, Total, HDCP Total, Pins, Gms, ---Average Change--- (New - Old ---> +/-), High Game, High Sers, HDCP Game, HDCP Sers. Rows 1-16.

End of 1st split

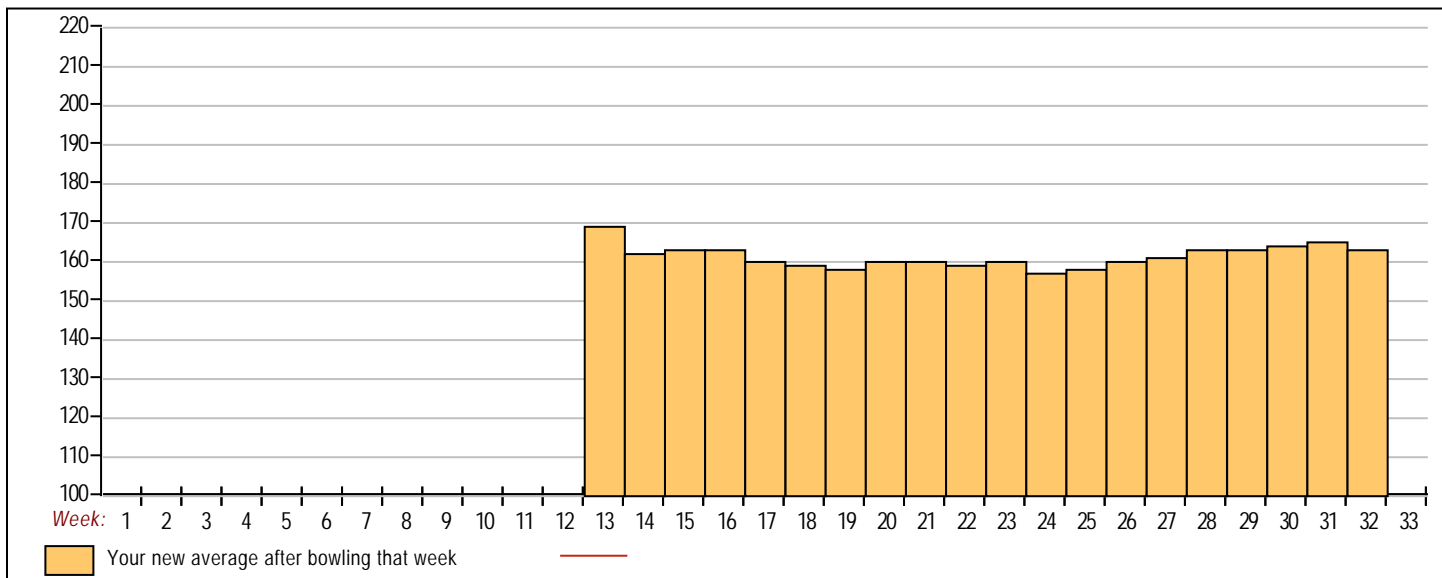
Table with columns: Week No., Bowling Date, Old Avg, Old HDCP, -1-, -2-, -3-, Total, HDCP Total, Pins, Gms, ---Average Change--- (New - Old ---> +/-), High Game, High Sers, HDCP Game, HDCP Sers. Rows 17-32.

Summary table for score ranges: <100, 100's, 125's, 150's, 175's, 200's, 225's, 250's, 275's, 300's, <400, 400's, 450's, 500's, 550's, 600's, 650's, 700's, 750's, 800's.

Avg of Game 1: 160.95, Avg of Game 2: 165.60, Avg of Game 3: 165.05

High game of 218 on week 15, Low game of 113 on week 24, High series of 599 on week 28, Low series of 377 on week 24, High average of 169.00 after bowling week 13, Low average of 157.47 after bowling week 24

High Scores by Game: Game #1: 217 on week 28, Game #2: 218 on week 15, Game #3: 214 on week 27



Note: This report includes information through May 1 which is Week 32 of 33

Andrew Tsui's Bowling Record - Team 17: I Thought This Was No-Tap

Table with columns: Week No., Bowling Date, Old Avg, Old HDCP, -1-, -2-, -3-, Total, HDCP Total, Pins, Gms, ---Average Change--- (New - Old ---> +/-), High Game, High Sers, HDCP Game, HDCP Sers. Rows 1-16.

End of 1st split

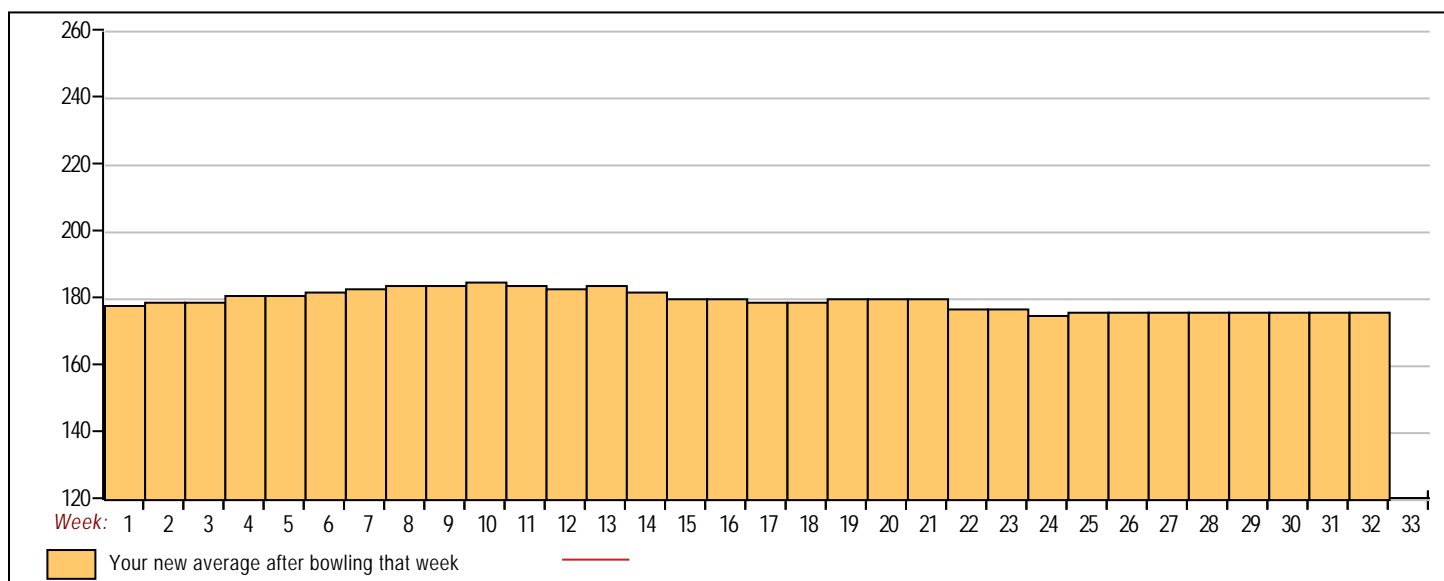
Table with columns: Week No., Bowling Date, Old Avg, Old HDCP, -1-, -2-, -3-, Total, HDCP Total, Pins, Gms, ---Average Change--- (New - Old ---> +/-), High Game, High Sers, HDCP Game, HDCP Sers. Rows 17-32.

Summary table for score ranges: <100, 100's, 125's, 150's, 175's, 200's, 225's, 250's, 275's, 300's, <400, 400's, 450's, 500's, 550's, 600's, 650's, 700's, 750's, 800's.

Avg of Game 1: 179.47, Avg of Game 2: 173.67, Avg of Game 3: 176.03

High game of 254 on week 25 High series of 617 on week 13 High average of 185.07 after bowling week 10
Low game of 122 on week 17 Low series of 422 on week 24 Low average of 175.48 after bowling week 24

High Scores by Game
Game #1: 254 on week 25 Game #2: 233 on week 26 Game #3: 224 on week 4



Note: This report includes information through May 1 which is Week 32 of 33

Check Wong's Bowling Record - Team 17: I Thought This Was No-Tap

Table with columns: Week No., Bowling Date, Old Avg, Old HDCP, -1-, -2-, -3-, Total, HDCP Total, Pins, Gms, ---Average Change--- (New - Old ---> +/-), High Game, High Sers, HDCP Game, HDCP Sers. Rows 1-16.

End of 1st split

Table with columns: Week No., Bowling Date, Old Avg, Old HDCP, -1-, -2-, -3-, Total, HDCP Total, Pins, Gms, ---Average Change--- (New - Old ---> +/-), High Game, High Sers, HDCP Game, HDCP Sers. Rows 17-32.

Summary table with columns: <100, 100's, 125's, 150's, 175's, 200's, 225's, 250's, 275's, 300's, <400, 400's, 450's, 500's, 550's, 600's, 650's, 700's, 750's, 800's. Values: 1, 7, 3, 1, 2, 2.

Avg of Game 1: 170.00, Avg of Game 2: 170.00, Avg of Game 3: 171.00

High game of 203 on week 14, High series of 539 on week 14, High average of 176.67 after bowling week 11, Low game of 146 on week 20, Low series of 482 on week 20, Low average of 170.33 after bowling week 20

High Scores by Game: Game #1: 189 on week 11, Game #2: 178 on week 11, Game #3: 203 on week 14

