

Note: This report includes information through May 1 which is Week 32 of 33

David Chan's Bowling Record - Team 14: Yong Shi

Table with columns: Week No., Bowling Date, Old Avg, Old HDCP, -1-, -2-, -3-, Total, HDCP Total, Pins, Gms, ---Average Change--- (New - Old ---> +/-), High Game, High Sers, HDCP Game, HDCP Sers. Rows 1-16.

End of 1st split

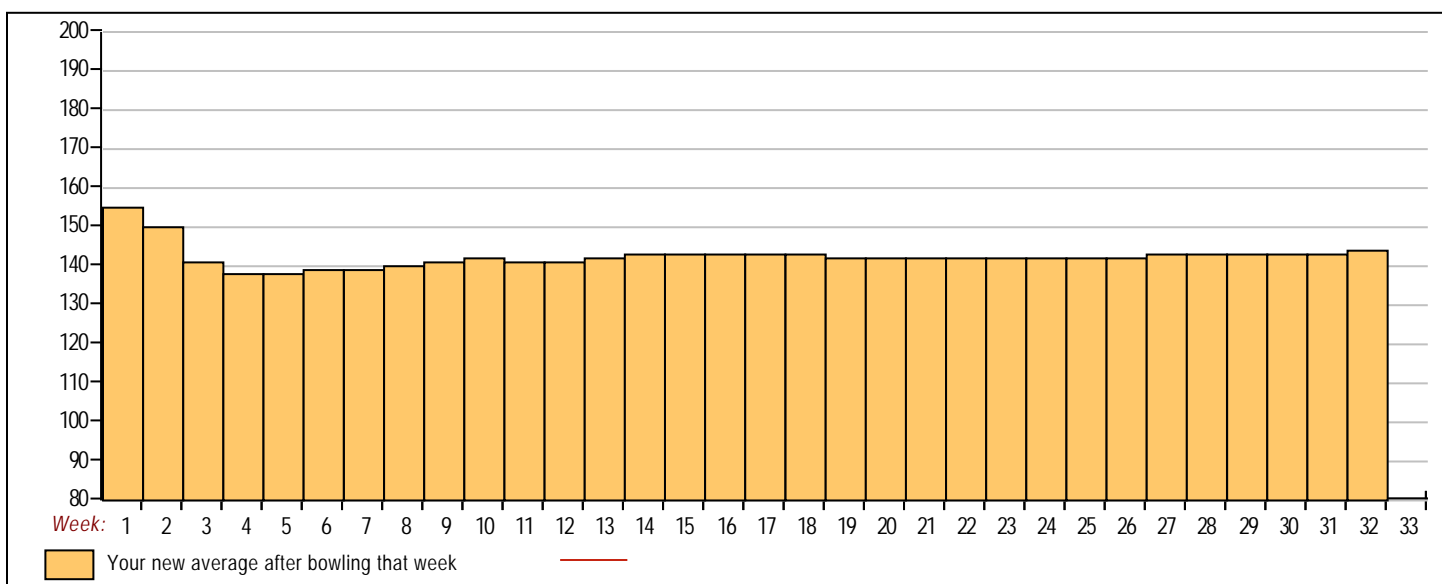
Table with columns: Week No., Bowling Date, Old Avg, Old HDCP, -1-, -2-, -3-, Total, HDCP Total, Pins, Gms, ---Average Change--- (New - Old ---> +/-), High Game, High Sers, HDCP Game, HDCP Sers. Rows 17-32.

Summary table for score ranges: <100, 100's, 125's, 150's, 175's, 200's, 225's, 250's, 275's, 300's, <400, 400's, 450's, 500's, 550's, 600's, 650's, 700's, 750's, 800's.

Avg of Game 1: 140.55, Avg of Game 2: 148.26, Avg of Game 3: 143.65

High game of 179 on week 15, High series of 483 on week 32, High average of 155.00 after bowling week 1, Low game of 103 on week 31, Low series of 370 on week 3, Low average of 138.33 after bowling week 5

High Scores by Game: Game #1: 178 on week 27, Game #2: 179 on week 15, Game #3: 173 on week 9



Note: This report includes information through May 1 which is Week 32 of 33

Louis Chan's Bowling Record - Team 14: Yong Shi

Week No.	Bowling Date	Old Avg	Old HDCP	-1- -2- -3-			Total	HDCP Total	Pins	Gms	---Average Change---			High Game	High Sers	HDCP Game	HDCP Sers
				-1-	-2-	-3-					New - Old	---> +/-					
1	09/06/23	bk149	56	128	193	144	465	633	465	3	155.00	- 0.00	= 155.00	193	465	249	633
2	09/13/23	bk149	0				0	0	465	3	155.00	- 155.00	= 0.00	193	465	249	633
3	09/20/23	bk149	56	145	142	153	440	608	905	6	150.83	- 155.00	= -4.17	193	465	249	633
4	09/27/23	bk149	56	158	138	165	461	629	1366	9	151.78	- 150.83	= 0.94	193	465	249	633
5	10/04/23	151	55	151	115	116	382	547	1748	12	145.67	- 151.78	= -6.11	193	465	249	633
6	10/11/23	145	60	156	126	175	457	637	2205	15	147.00	- 145.67	= 1.33	193	465	249	637
7	10/18/23	147	58	140	180	144	464	638	2669	18	148.28	- 147.00	= 1.28	193	465	249	638
8	10/25/23	148	57	147	191	147	485	656	3154	21	150.19	- 148.28	= 1.91	193	485	249	656
9	11/01/23	150	56	121	134	148	403	571	3557	24	148.21	- 150.19	= -1.98	193	485	249	656
10	11/08/23	148	57	185	221	167	573	744	4130	27	152.96	- 148.21	= 4.75	221	573	278	744
11	11/15/23	152	54	168	135	168	471	633	4601	30	153.37	- 152.96	= 0.40	221	573	278	744
12	11/29/23	153	53	161	167	170	498	657	5099	33	154.52	- 153.37	= 1.15	221	573	278	744
13	12/06/23	154	52	165	124	143	432	588	5531	36	153.64	- 154.52	= -0.88	221	573	278	744
14	12/13/23	153	53	157	135	159	451	610	5982	39	153.38	- 153.64	= -0.25	221	573	278	744
15	12/20/23	153	53	133	105	140	378	537	6360	42	151.43	- 153.38	= -1.96	221	573	278	744
16	01/10/24	151	55	147	131	124	402	567	6762	45	150.27	- 151.43	= -1.16	221	573	278	744

End of 1st split

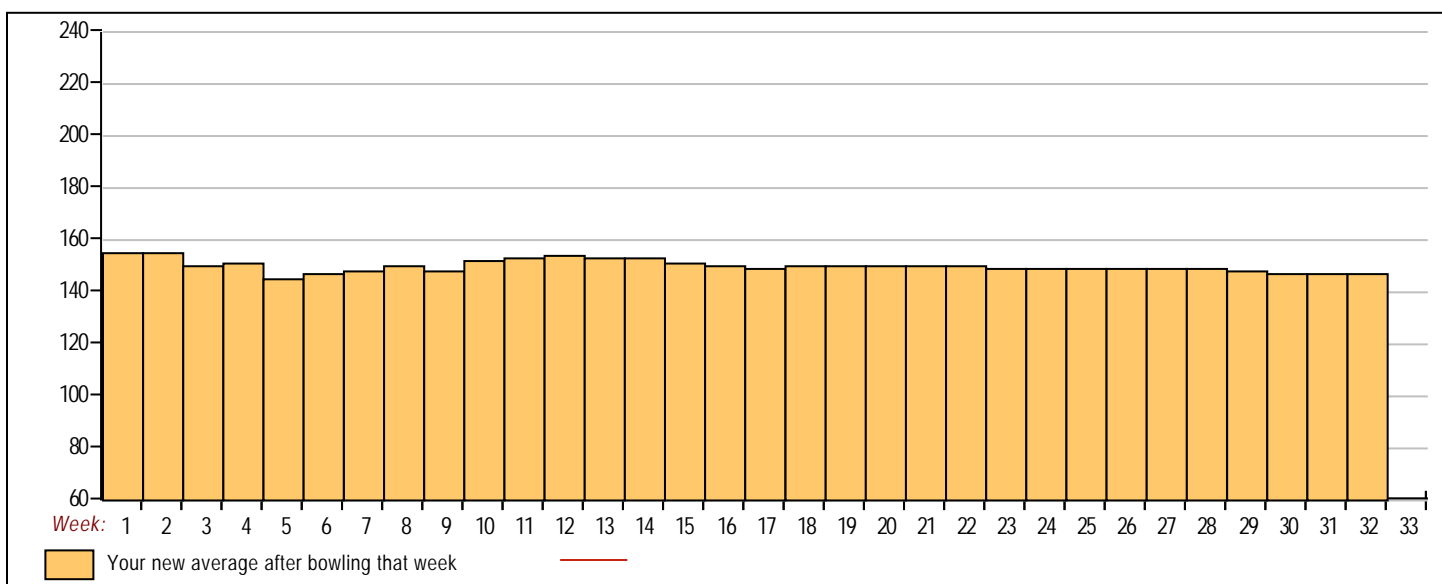
17	01/17/24	150	56	170	128	120	418	586	7180	48	149.58	- 150.27	= -0.68	221	573	278	744
18	01/24/24	149	56	161	164	148	473	641	7653	51	150.06	- 149.58	= 0.48	221	573	278	744
19	01/31/24	150	56	145	159	144	448	616	8101	54	150.02	- 150.06	= -0.04	221	573	278	744
20	02/07/24	150	56	127	207	163	497	665	8598	57	150.84	- 150.02	= 0.82	221	573	278	744
21	02/14/24	150	56	171	130	117	418	586	9016	60	150.27	- 150.84	= -0.58	221	573	278	744
22	02/21/24	150	56	180	169	103	452	620	9468	63	150.29	- 150.27	= 0.02	221	573	278	744
23	02/28/24	150	56	143	172	114	429	597	9897	66	149.95	- 150.29	= -0.33	221	573	278	744
24	03/06/24	149	56	146	149	145	440	608	10337	69	149.81	- 149.95	= -0.14	221	573	278	744
25	03/13/24	149	56	152	147	135	434	602	10771	72	149.60	- 149.81	= -0.21	221	573	278	744
26	03/20/24	149	56	164	145	126	435	603	11206	75	149.41	- 149.60	= -0.18	221	573	278	744
27	03/27/24	149	56	124	177	166	467	635	11673	78	149.65	- 149.41	= 0.24	221	573	278	744
28	04/03/24	149	56	134	147	158	439	607	12112	81	149.53	- 149.65	= -0.12	221	573	278	744
29	04/10/24	149	56	120	79	131	330	498	12442	84	148.12	- 149.53	= -1.41	221	573	278	744
30	04/17/24	148	57	129	146	139	414	585	12856	87	147.77	- 148.12	= -0.35	221	573	278	744
31	04/24/24	147	58	153	128	116	397	571	13253	90	147.26	- 147.77	= -0.51	221	573	278	744
32	05/01/24	147	58	145	183	150	478	652	13731	93	147.65	- 147.26	= 0.39	221	573	278	744

<u><100</u>	<u>100's</u>	<u>125's</u>	<u>150's</u>	<u>175's</u>	<u>200's</u>	<u>225's</u>	<u>250's</u>	<u>275's</u>	<u>300's</u>
1	13	41	28	8	2				
<u><400</u>	<u>400's</u>	<u>450's</u>	<u>500's</u>	<u>550's</u>	<u>600's</u>	<u>650's</u>	<u>700's</u>	<u>750's</u>	<u>800's</u>
4	13	13		1					

<u>Avg of Game 1</u>	<u>Avg of Game 2</u>	<u>Avg of Game 3</u>
149.23	150.55	143.16

High game of 221 on week 10 High series of 573 on week 10 High average of 155.00 after bowling week 1
 Low game of 79 on week 29 Low series of 330 on week 29 Low average of 145.67 after bowling week 5

High Scores by Game
 Game #1: 185 on week 10 Game #2: 221 on week 10 Game #3: 175 on week 6



Note: This report includes information through May 1 which is Week 32 of 33

Rick Moy's Bowling Record - Team 14: Yong Shi

Table with columns: Week No., Bowling Date, Old Avg, Old HDCP, -1-, -2-, -3-, Total, HDCP Total, Pins, Gms, ---Average Change--- (New - Old ---> +/-), High Game, High Sers, HDCP Game, HDCP Sers. Rows 1-16.

End of 1st split

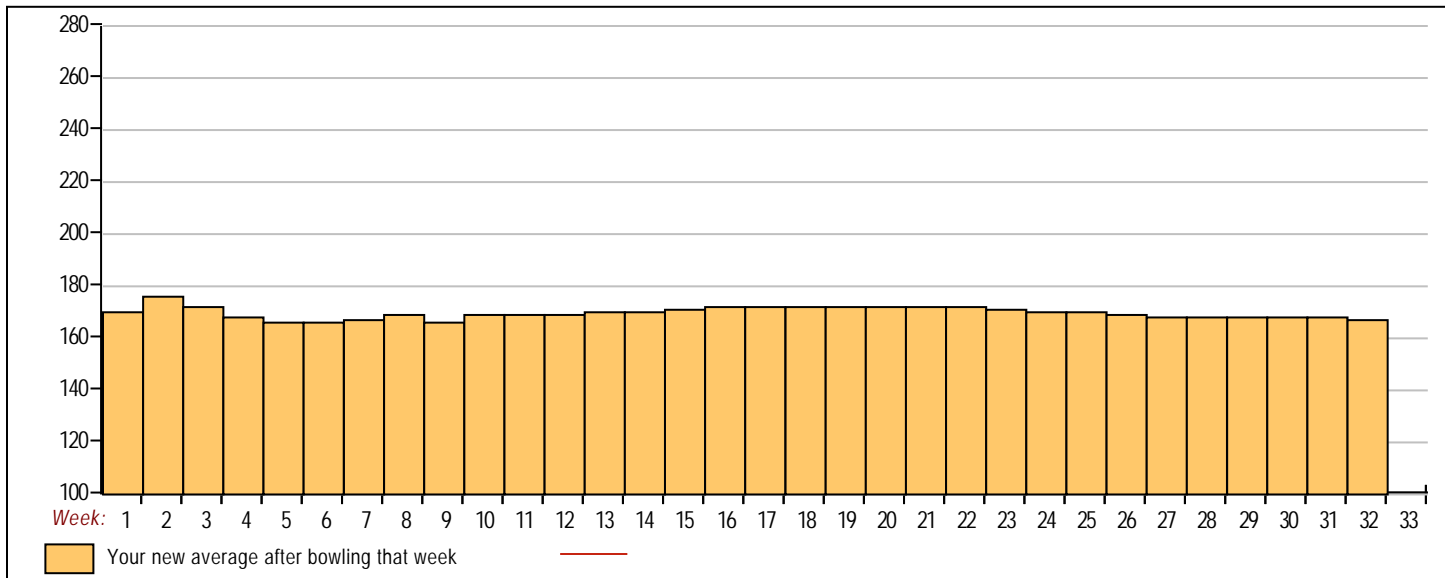
Table with columns: Week No., Bowling Date, Old Avg, Old HDCP, -1-, -2-, -3-, Total, HDCP Total, Pins, Gms, ---Average Change--- (New - Old ---> +/-), High Game, High Sers, HDCP Game, HDCP Sers. Rows 17-32.

Summary table for score ranges: <100, 100's, 125's, 150's, 175's, 200's, 225's, 250's, 275's, 300's, <400, 400's, 450's, 500's, 550's, 600's, 650's, 700's, 750's, 800's.

Avg of Game 1: 167.37, Avg of Game 2: 169.41, Avg of Game 3: 165.38

High game of 262 on week 10, High series of 578 on week 10, High average of 176.00 after bowling week 2, Low game of 119 on week 32, Low series of 436 on week 32, Low average of 166.13 after bowling week 5

High Scores by Game: Game #1: 262 on week 10, Game #2: 206 on week 2, Game #3: 215 on week 16



Note: This report includes information through May 1 which is Week 32 of 33

Linda Chan's Bowling Record - Team 14: Yong Shi

Week No.	Bowling Date	Old Avg	Old HDCP	-1-	-2-	-3-	Total	HDCP Total	Pins	Gms	---Average Change---			High Game	High Sers	HDCP Game	HDCP Sers		
											New	Old	---> +/-						
1	09/06/23	bk109	0				0	0	0	0	-	0.00	=	0.00	0	0			
2	09/13/23	bk109	88	93	78	121	292	556	292	3	97.33	-	0.00	=	97.33	121	292	209	556
3	09/20/23	bk109	0				0	0	292	3	97.33	-	97.33	=	0.00	121	292	209	556
4	09/27/23	bk109	0				0	0	292	3	97.33	-	97.33	=	0.00	121	292	209	556
5	10/04/23	bk109	0				0	0	292	3	97.33	-	97.33	=	0.00	121	292	209	556
6	10/11/23	bk109	0				0	0	292	3	97.33	-	97.33	=	0.00	121	292	209	556
7	10/18/23	bk109	0				0	0	292	3	97.33	-	97.33	=	0.00	121	292	209	556
8	10/25/23	bk109	0				0	0	292	3	97.33	-	97.33	=	0.00	121	292	209	556
9	11/01/23	bk109	0				0	0	292	3	97.33	-	97.33	=	0.00	121	292	209	556
10	11/08/23	bk109	0				0	0	292	3	97.33	-	97.33	=	0.00	121	292	209	556
11	11/15/23	bk109	0				0	0	292	3	97.33	-	97.33	=	0.00	121	292	209	556
12	11/29/23	bk109	0				0	0	292	3	97.33	-	97.33	=	0.00	121	292	209	556
13	12/06/23	bk109	0				0	0	292	3	97.33	-	97.33	=	0.00	121	292	209	556
14	12/13/23	bk109	0				0	0	292	3	97.33	-	97.33	=	0.00	121	292	209	556
15	12/20/23	bk109	0				0	0	292	3	97.33	-	97.33	=	0.00	121	292	209	556
16	01/10/24	bk109	0				0	0	292	3	97.33	-	97.33	=	0.00	121	292	209	556

End of 1st split

17	01/17/24	bk109	0				0	0	292	3	97.33	-	97.33	=	0.00	121	292	209	556
18	01/24/24	bk109	0				0	0	292	3	97.33	-	97.33	=	0.00	121	292	209	556
19	01/31/24	bk109	0				0	0	292	3	97.33	-	97.33	=	0.00	121	292	209	556
20	02/07/24	bk109	88	146	101	109	356	620	648	6	108.00	-	97.33	=	10.67	146	356	234	620
21	02/14/24	bk109	88	75	86	103	264	528	912	9	101.33	-	108.00	=	-6.67	146	356	234	620
22	02/21/24	101	95	83	125	82	290	575	1202	12	100.17	-	101.33	=	-1.17	146	356	234	620
23	02/28/24	100	0				0	0	1202	12	100.17	-	100.17	=	0.00	146	356	234	620
24	03/06/24	100	0				0	0	1202	12	100.17	-	100.17	=	0.00	146	356	234	620
25	03/13/24	100	0				0	0	1202	12	100.17	-	100.17	=	0.00	146	356	234	620
26	03/20/24	100	0				0	0	1202	12	100.17	-	100.17	=	0.00	146	356	234	620
27	03/27/24	100	0				0	0	1202	12	100.17	-	100.17	=	0.00	146	356	234	620
28	04/03/24	100	96	80	126	109	315	603	1517	15	101.13	-	100.17	=	0.97	146	356	234	620
29	04/10/24	101	0				0	0	1517	15	101.13	-	101.13	=	0.00	146	356	234	620
30	04/17/24	101	0				0	0	1517	15	101.13	-	101.13	=	0.00	146	356	234	620
31	04/24/24	101	0				0	0	1517	15	101.13	-	101.13	=	0.00	146	356	234	620
32	05/01/24	101	95				0	0	1517	15	101.13	-	101.13	=	0.00	146	356	234	620

<u><100</u>	<u>100's</u>	<u>125's</u>	<u>150's</u>	<u>175's</u>	<u>200's</u>	<u>225's</u>	<u>250's</u>	<u>275's</u>	<u>300's</u>
7	5	3							
<u><400</u>	<u>400's</u>	<u>450's</u>	<u>500's</u>	<u>550's</u>	<u>600's</u>	<u>650's</u>	<u>700's</u>	<u>750's</u>	<u>800's</u>
5									

<u>Avg of Game 1</u>	<u>Avg of Game 2</u>	<u>Avg of Game 3</u>
95.40	103.20	104.80

High game of 146 on week 20 High series of 356 on week 20 High average of 108.00 after bowling week 20
 Low game of 75 on week 21 Low series of 264 on week 21 Low average of 97.33 after bowling week 2

High Scores by Game
 Game #1: 146 on week 20 Game #2: 126 on week 28 Game #3: 121 on week 2

