

Note: This report includes information through May 1 which is Week 32 of 33

Chavo Rodriguez's Bowling Record - Team 13: Bowludos

Table with columns: Week No., Bowling Date, Old Avg, Old HDCP, -1-, -2-, -3-, Total, HDCP Total, Pins, Gms, ---Average Change--- New - Old ---> +/-, High Game, High Sers, HDCP Game, HDCP Sers. Rows 1-16.

---- Week 9 was bowled after week 13 ----

Scores were bowled after week 13 for weeks: 9

End of 1st split

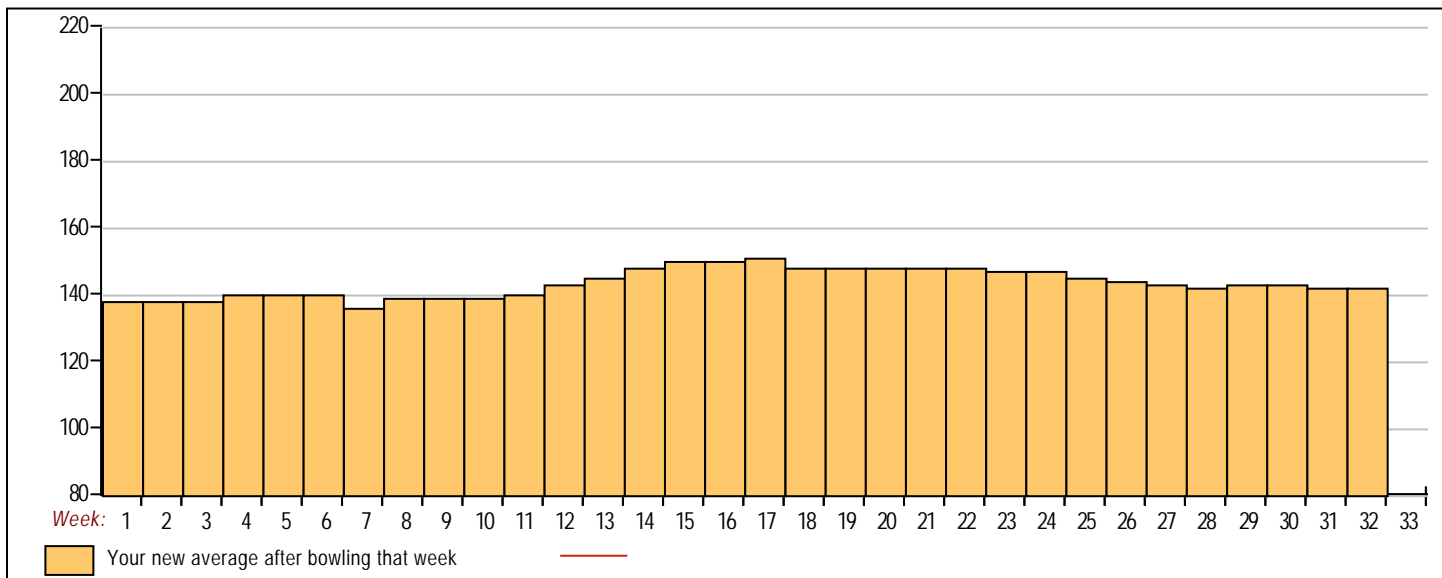
Table with columns: Week No., Bowling Date, Old Avg, Old HDCP, -1-, -2-, -3-, Total, HDCP Total, Pins, Gms, ---Average Change--- New - Old ---> +/-, High Game, High Sers, HDCP Game, HDCP Sers. Rows 17-32.

Summary table with columns: <100, 100's, 125's, 150's, 175's, 200's, 225's, 250's, 275's, 300's, <400, 400's, 450's, 500's, 550's, 600's, 650's, 700's, 750's, 800's.

Avg of Game 1 142.96, Avg of Game 2 142.33, Avg of Game 3 142.89

High game of 212 on week 14, High series of 526 on week 15, High average of 151.23 after bowling week 17, Low game of 94 on week 7, Low series of 346 on week 18, Low average of 136.08 after bowling week 7

High Scores by Game Game #1: 197 on week 31 Game #2: 187 on week 14 Game #3: 212 on week 14



Note: This report includes information through May 1 which is Week 32 of 33

Luis Carvajal's Bowling Record - Team 13: Bowludos

Table with columns: Week No., Bowling Date, Old Avg, Old HDCP, -1-, -2-, -3-, Total, HDCP Total, Pins, Gms, ---Average Change--- (New - Old ---> +/-), High Game, High Sers, HDCP Game, HDCP Sers. Rows 1-16.

End of 1st split

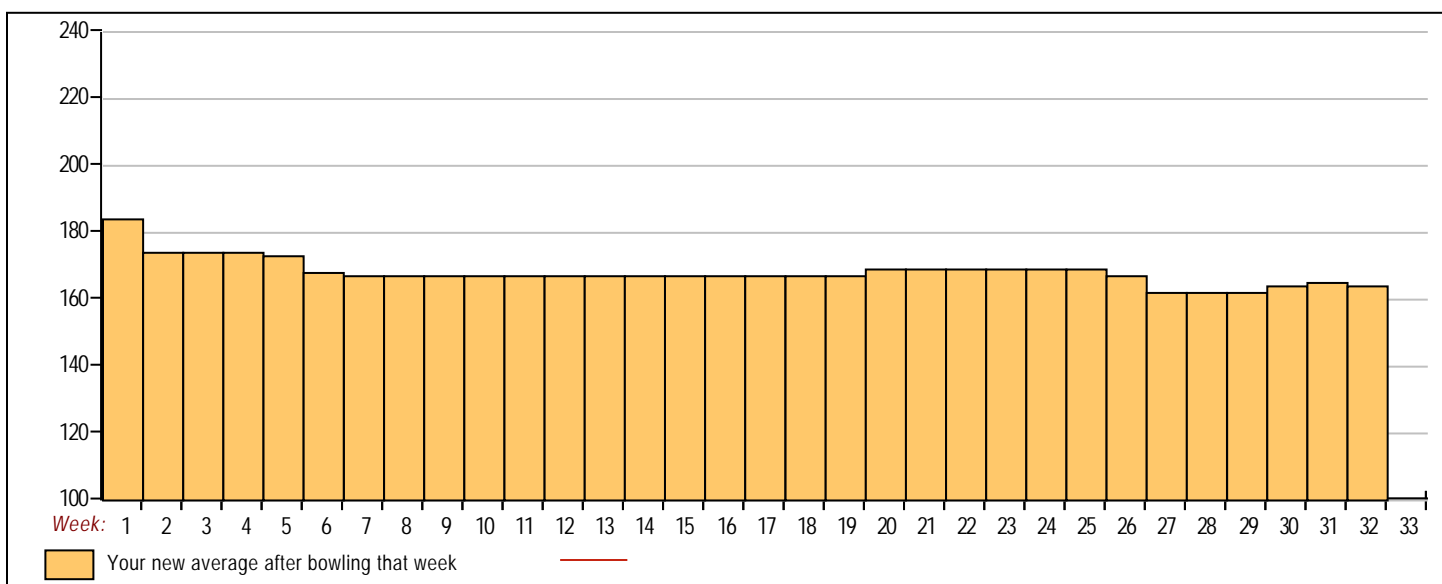
Table with columns: Week No., Bowling Date, Old Avg, Old HDCP, -1-, -2-, -3-, Total, HDCP Total, Pins, Gms, ---Average Change--- (New - Old ---> +/-), High Game, High Sers, HDCP Game, HDCP Sers. Rows 17-32.

Summary table for score ranges: <100, 100's, 125's, 150's, 175's, 200's, 225's, 250's, 275's, 300's, <400, 400's, 450's, 500's, 550's, 600's, 650's, 700's, 750's, 800's.

Avg of Game 1: 162.29, Avg of Game 2: 163.64, Avg of Game 3: 167.00

High game of 233 on week 1, High series of 561 on week 30, High average of 184.67 after bowling week 1. Low game of 109 on week 27, Low series of 372 on week 27, Low average of 162.45 after bowling week 29.

High Scores by Game: Game #1: 233 on week 3, Game #2: 186 on week 1, Game #3: 233 on week 1



Note: This report includes information through May 1 which is Week 32 of 33

Jose Santos's Bowling Record - Team 13: Bowludos

Table with columns: Week No., Bowling Date, Old Avg, Old HDCP, -1-, -2-, -3-, Total, HDCP Total, Pins, Gms, ---Average Change--- New - Old ---> +/-, High Game, High Sers, HDCP Game, HDCP Sers. Rows 1-16.

---- Week 9 was bowled after week 13 ----

Scores were bowled after week 13 for weeks: 9

End of 1st split

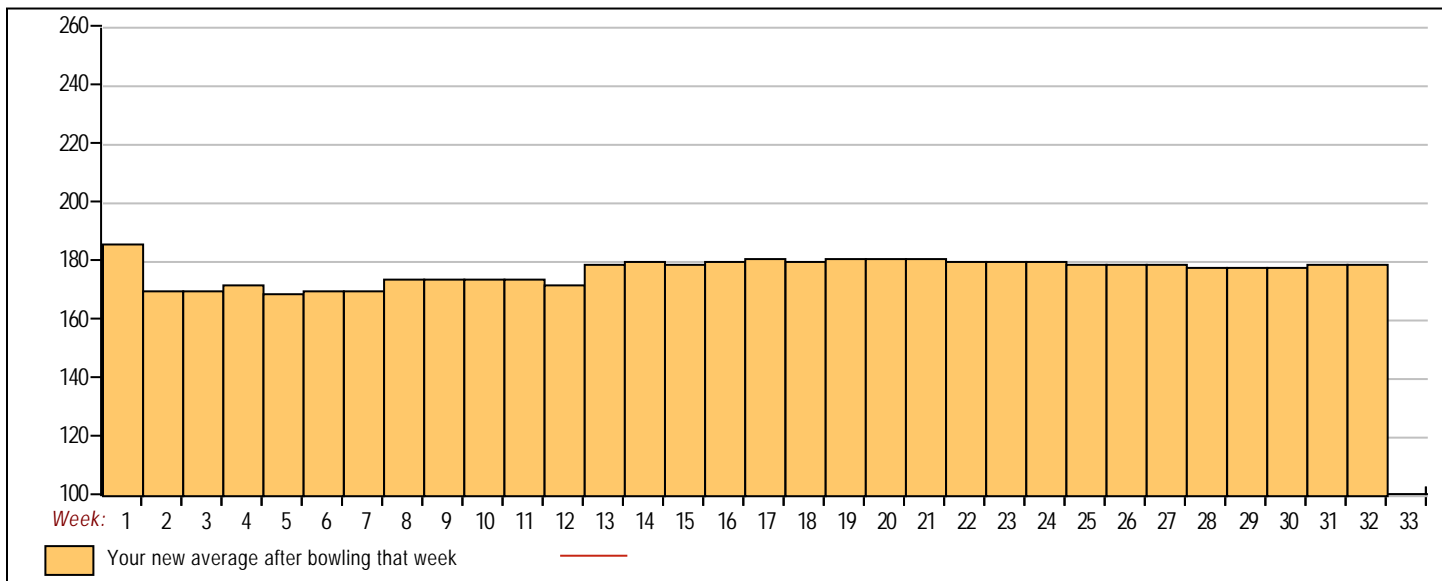
Table with columns: Week No., Bowling Date, Old Avg, Old HDCP, -1-, -2-, -3-, Total, HDCP Total, Pins, Gms, ---Average Change--- New - Old ---> +/-, High Game, High Sers, HDCP Game, HDCP Sers. Rows 17-32.

Summary table for score ranges: <100, 100's, 125's, 150's, 175's, 200's, 225's, 250's, 275's, 300's, <400, 400's, 450's, 500's, 550's, 600's, 650's, 700's, 750's, 800's.

Avg of Game 1: 180.14, Avg of Game 2: 179.10, Avg of Game 3: 178.24

High game of 247 on week 17, Low game of 113 on week 2, High series of 652 on week 9, Low series of 438 on week 28, High average of 186.67 after bowling week 1, Low average of 169.17 after bowling week 5

High Scores by Game: Game #1: 232 on week 30, Game #2: 231 on week 13, Game #3: 247 on week 17



Note: This report includes information through May 1 which is Week 32 of 33

Jose Cisneros's Bowling Record - Team 13: Bowludos

Table with columns: Week No., Bowling Date, Old Avg, Old HDCP, -1-, -2-, -3-, Total, HDCP Total, Pins, Gms, ---Average Change--- (New - Old ---> +/-), High Game, High Sers, HDCP Game, HDCP Sers. Rows 1-16.

---- Week 9 was bowled after week 13 ----

Scores were bowled after week 13 for weeks: 9

End of 1st split

Table with columns: Week No., Bowling Date, Old Avg, Old HDCP, -1-, -2-, -3-, Total, HDCP Total, Pins, Gms, ---Average Change--- (New - Old ---> +/-), High Game, High Sers, HDCP Game, HDCP Sers. Rows 17-32.

Summary table for score ranges: <100, 100's, 125's, 150's, 175's, 200's, 225's, 250's, 275's, 300's, <400, 400's, 450's, 500's, 550's, 600's, 650's, 700's, 750's, 800's.

Avg of Game 1 143.11, Avg of Game 2 147.21, Avg of Game 3 145.68

High game of 213 on week 16, High series of 524 on week 23, High average of 146.58 after bowling week 16, Low game of 91 on week 17, Low series of 381 on week 3, Low average of 133.50 after bowling week 3

High Scores by Game: Game #1: 179 on week 25, Game #2: 188 on week 23, Game #3: 213 on week 16

